

ENR THE TOP 500

Overview p. 40 // Profitability p. 40 // Top 500 Volume p. 40 // Backlog p. 40 // Past Decade's Design Revenue p. 40
Markets' Share of Total Revenue p. 41 // Domestic and International Staff Hiring p. 41 // International Market Analysis p. 42
SmithGroup on Lessons Learned From COVID-19 p. 43 // Top 20 Design Firms by Sector pp. 44-46 // Top 50 Designers in
International Markets p. 47 // Sasaki Reimagines Boston's Waterfront p. 47 // Top 100 Pure Designers p. 48 // Burns &
McDonnell's Brainy Kids p. 51 // Top 500 Dialogue p. 52 // Wood To Design Chevron's Gulf of Mexico Platform p. 53
How To Read the Tables p. 53 // Top 500 Design Firms List p. 54 // Where To Find the Top 500 p. 64

NUMBER 38



CANAL CROSSING

T.Y. Lin International is the Panama Ministry of Public Works' engineer and program manager for the Fourth Crossing over the Panama Canal.

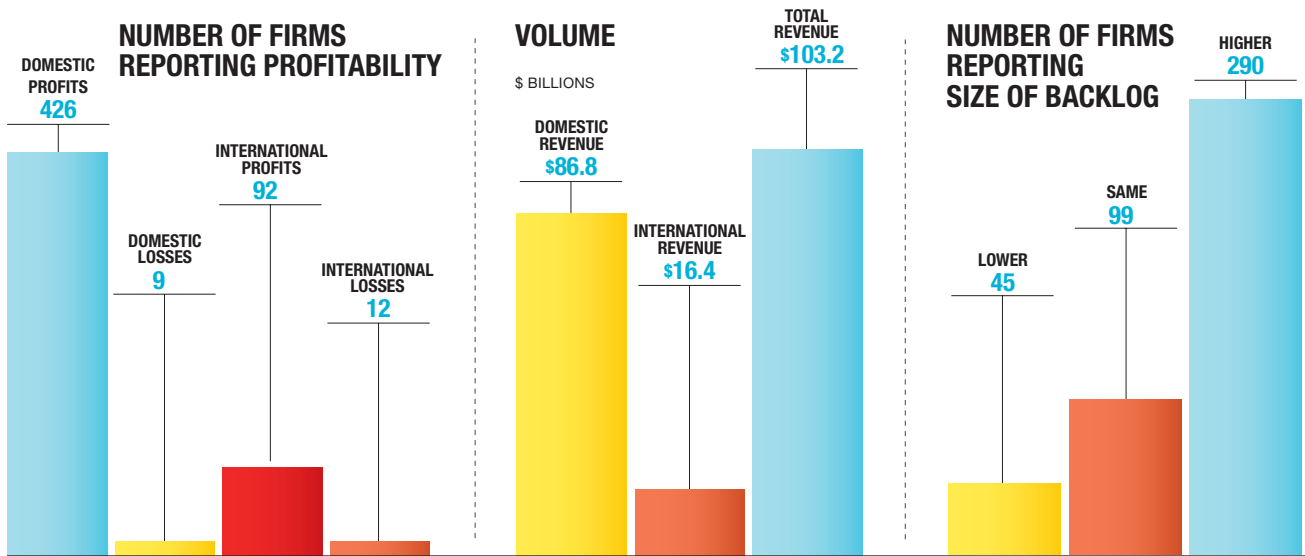
PHOTO COURTESY OF T.Y. LIN INTERNATIONAL

Will COVID-19 Change Design?

The current pandemic has disrupted the market and design practices. But will its impact last beyond simply a market dip? By Gary J. Tulacz



2019-2020 at a Glance



COMPARING THE PAST DECADE'S DESIGN REVENUE

\$ BILLIONS

SOURCE: ENR



Design firms began this year with high hopes that 2020 would provide the tenth straight year of market growth. The emergence of the devastating COVID-19 pandemic in late February put paid to those hopes. Now, design firms, like the rest of the U.S. economy, are scrambling to cope with the disaster and how it will impact them, and the markets, going forward.

Taking a look back to last year, the rise in the markets can be seen in the data collected on revenue earned in 2019 from the participants on ENR's Top 500 Design Firms list. Taken as a group, the firms had a record total design revenue of \$103.24 billion in 2019—up 2.1% from \$101.16 billion in 2018. Market growth was up on the domestic side, rising 8.9% to \$86.80 billion in 2019 from \$80.55 billion in 2018. But revenue from projects outside the U.S. fell 20.2%, to \$16.44 billion.

However, the figures actually undercount the market growth in 2019. For the first time in decades, Fluor Corp., which ranked No. 3 on last year's ENR Top 500 list with \$3.11 billion in design revenue, did not file a survey. In February, the U.S. Securities & Exchange Commission raised questions about Fluor's accounting methodology.

As a result of this inquiry, Fluor announced it was reviewing its financial reporting and received a maximum six-month extension from the SEC in late March on filing its year-end results. Because SEC rules bar release of



“While other recessions have taken 12 to 18 months to make their full impact on the water industry, this pandemic has had a significant impact in four weeks ... and we haven't seen the health or economic peak yet.”

Lou Carella, Executive Vice President, Carollo Engineers Inc.

financial data to third parties before it is fully released to the public in an SEC 10-K disclosure, Fluor was unable to file a survey this year.

Also missing from this year's Top 500 is Worley, formerly WorleyParsons, which ranked No. 30 on last year's ENR Top 500 with \$527 million in design revenue. Worley finalized its acquisition of Jacobs Engineering Group Inc.'s Energy, Chemicals and Resources division in April 2019. Worley also failed to file a survey. If Fluor's and Worley's revenue from last year's Top 500 were not considered, the revenue for the remaining Top 500 firms rose 5.9%.

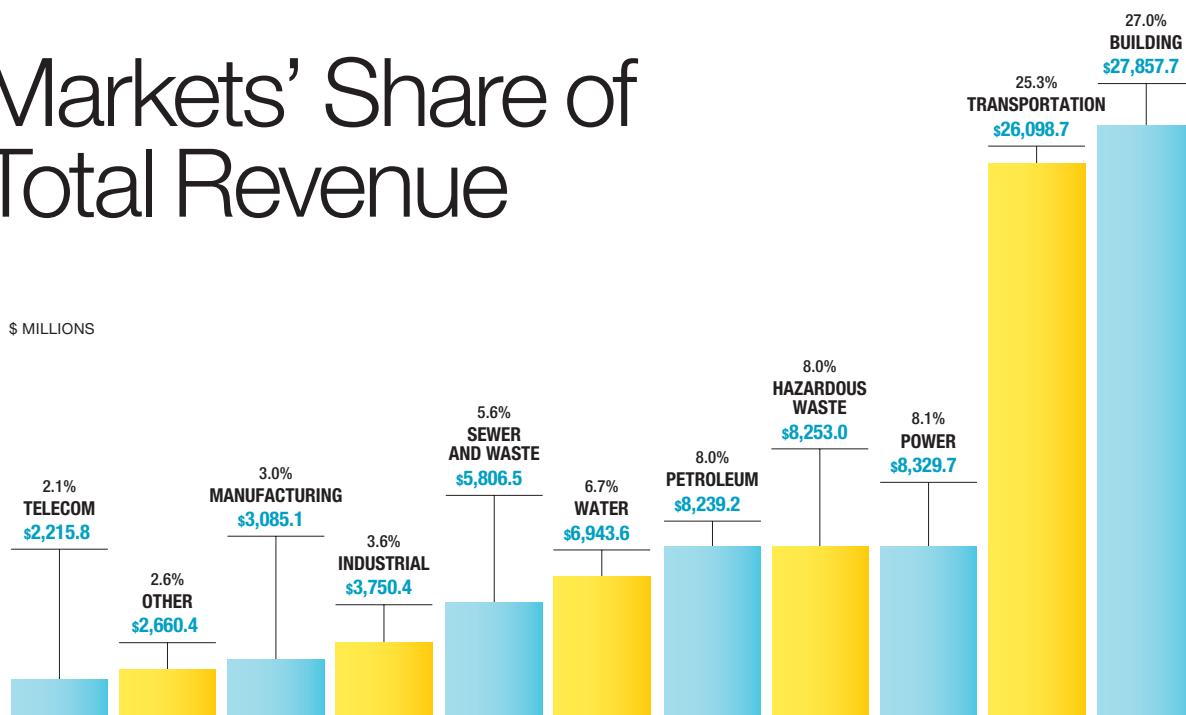
Mergers and acquisitions were again on the menu for major design firms. Management consultant and M&A firm Morrissey-Goodale, Natick, Mass., tracked 307 M&A deals among design firms during 2019.

Private equity companies have been particularly active in investing in the design profession. For example, in 2019, the Pritzker Organization in Chicago recapitalized STV Group; New York City-based Kohlberg & Co. invested in EN Engineering; Alexandria, Va.-based DC Capital Partners invested in Pond & Co.; New York City-based NewHold Enterprises invested in PRIME AE Group; and Miami-based TriVest Partners invested in BCC Engineering.


However, for some firms, there are no “for sale” signs posted. “Carollo is the nation's largest independent

Markets' Share of Total Revenue

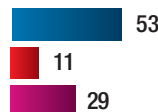
\$ MILLIONS



PROFESSIONAL DOMESTIC STAFF HIRING



PROFESSIONAL INTERNATIONAL STAFF HIRING



(MEASURED IN FIRMS REPORTING)

SOURCE: ENR

engineering firm specializing solely in the water sector, and that makes us an acquisition target,” says Carollo Engineers’ CEO B. Narayanan. However, the firm has no interest in selling. Narayanan says the firm does what is necessary to remain independent by having a written transition plan, maintaining financial stability and fostering a strong corporate culture.

But the biggest deals were the ones that didn’t happen. In April, Fluor announced a shareholder rights program—effectively a “poison pill” plan—to guard against a potential hostile takeover after its share prices fell sharply these past few months. And the much-discussed merger talks between design giants AECOM and WSP broke off in April, when the COVID-19 crisis left market prospects uncertain.

COVID-19 Hits

The market was buoyant at the beginning of this year, with the only worry of most firms relating to the outcome of the presidential election in November. But on January 31, the U.S. Dept. of Health and Human Services declared coronavirus a public health emergency in the U.S. By early March, states and cities started issuing quarantine orders, and work began to slow down, and even halt in some jurisdictions. This left design firms, and the rest of the industry, scrambling on how to cope with the crisis.

480

Top 500 Firms also sent surveys last year

80.8%

Report revenue rose between 2018 and 2019.

17.7%

Report revenue declined between 2018 and 2019.

There are many things that are unique to this pandemic, but the most dramatic condition is clearly the pace at which this pandemic has struck globally. “While other recessions have taken 12 to 18 months to make their full impact on the water industry, this pandemic has had a significant impact in four weeks ... and we haven’t seen the health or economic peak yet,” says Lou Carella, executive vice president of Carollo Engineers.

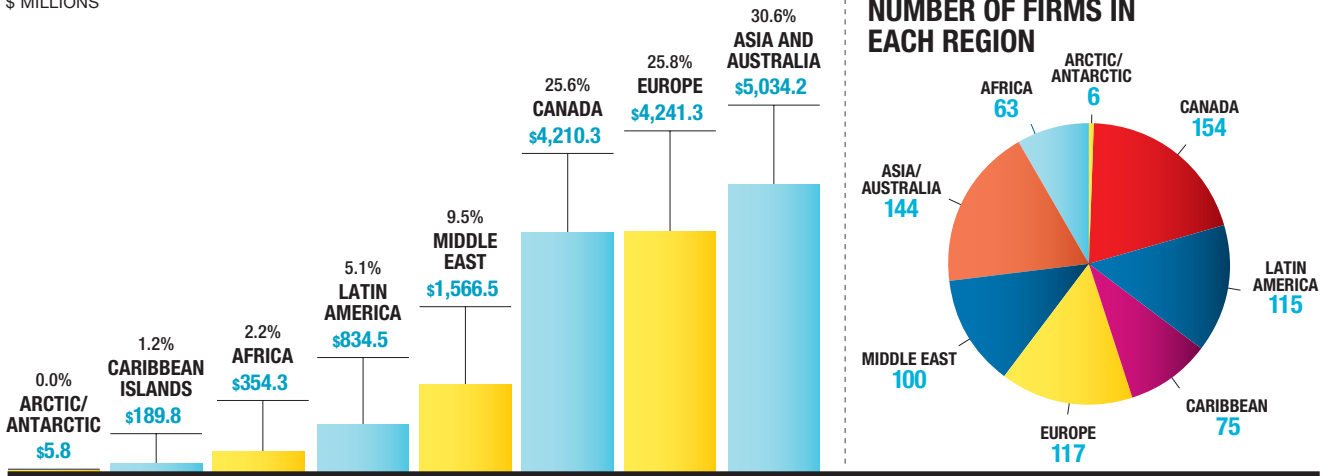
This sudden reversal left design firms struggling on how to cope with the new reality. A few of the larger, international firms already had a head start from their experiences in Asia and Europe. “The global nature of AECOM provides us a unique ability to draw on experiences, lessons learned and best practices from around the world in response to challenges like COVID-19, and pass that information to our clients,” says Steve Morriss, AECOM’s president of design and consulting services for the Americas.

Another international firm that acted early was Mott MacDonald. It implemented a Group Pandemic Response Plan in January 2020, says Nick DeNichilo, the firm’s CEO for North America. “This includes establishing a Group Pandemic Management Team that meets daily to coordinate and update our response while providing executive governance and oversight,” says DeNichilo.

Other firms had contingency plans in place for

International Market Analysis

\$ MILLIONS



emergencies. VHB put in place its Business Continuance Program following the World Trade Center disaster in 2001. “From a business continuity perspective following the events of 9/11, VHB established a global risk committee to periodically analyze a wide variety of potential threats to our business, from cyberattacks and natural disasters to pandemics, to prepare the firm to meet the challenges of natural and man-made disasters,” says Mike Carragher, VHB’s CEO. He says communicating with employees is critical.

The increasing number of jurisdictions that are encouraging, or requiring, shelter-in-place and nonessential work office closings has accelerated the trend toward working from home and cloud-based collaborative work. For some firms, this is just an unexpected uptick in processes that were already in place. “We have long invested in the systems and technology that allow remote access to work, so parents and others caring for family can participate equally,” says Luke Voiland, principal at Shepley Bulfinch. He says this practice allowed the firm to pivot to remote work more rapidly and be effective in the face of the disaster.

Many firms also discovered how quickly they could react in a crisis. “In less than 48 hours, all of our nearly 5,000 employees were set up and fully functional in their own protected space,” says Anthony Bouchard, president of CDM Smith. But he notes that this quick reaction was the product of several years’ worth of technology investments, some of which fully support a remote work environment.

Morriss of AECOM notes that the technology to move to remote working conditions has long been available, which made the shift smoother. “Our movement to cloud-based platforms such as Autodesk BIM360,



“We were thrust into this model with no warning, and perhaps the silver lining is that we’re getting a real-time test of the workforce of the future.”

Mario Azar, President, Black & Veatch’s Global Power Business

Bentley’s ProjectWise and Microsoft Teams was born out of the need to collaborate across a global company—now it’s helping to ensure business continuity for critical infrastructure projects.”

Cunningham Group Architecture is another firm that found the transition to a work-at-home environment relatively easy. The firm had moved to 100% laptop and cloud-based operations over the past two years, “so our teams adapted quickly to the new routine and are using video and virtual team tools to keep communication going on their projects,” says Tim Dufault, CEO. He says the firm is actively developing software that will allow BIM models to be digitally signed and certified, so it can move more quickly to a direct-to-fabrication delivery process.

Design firms generally agree that all the tools for coping with the new normal of a remote workforce are readily available now. “Overall, there is no technology or technique we are using that is new, but we are relying more heavily on every opportunity available to execute our work virtually, and there are many technologies that are helping us do so. Almost everything we do is in a web or cloud-based application,” says Sloan Harris, CEO of VLK Architects.

While design firms have had little problem shifting to a work-from-home scenario, their clients often are not so lucky. Many firms are finding new opportunities to help clients continue work in a quarantined environment. “We are seeing a big uptick of our digitized and data-driven solutions and new offerings to support our clients to respond, recover and make their businesses more resilient in the current COVID-19 crisis,” says Catherine Tobiasinsky, chief client officer for GHD.

“Many of our clients were less prepared for work from home, and we are helping them with technology. The great thing is everybody from our team and our clients’ teams have worked closely together to work in this new reality,” says Ray Kowalik, CEO of Burns & McDonnell.

Market Impacts

The immediate reaction to COVID-19 on the design market has been uncertainty. Clients still are trying to understand the nature and extent of the problem and how it affects them. The result generally is that projects are being put on hold, but not many have been canceled.

One major indicator of COVID-19’s impact on the design profession is the American Institute of Architect’s monthly Architecture Billings Index. The ABI plunged to a score of 33.3 on a scale of 100 for March from 53.4 in February, reflecting a sharp decrease in design services provided by U.S. architecture firms. Further, the ABI index for project inquiries and new design contracts fell even farther, to 23.7 from 56.5. A rating of 50 shows a stable market. “Though most architecture firms have made quick transitions to remote operations, the complete shutdown of business activity is severely impacting architects,” said AIA Chief Economist Kermit Baker in the April 22 release unveiling the new numbers.

Every market is impacted by COVID-19 and is changing in different ways. “Retail and hospitality markets are in total chaos, with many businesses shutting down,” says Mike Medici, president of SmithGroup. Health care markets are addressing the pandemic crisis on a rolling basis and attempting to estimate when the apex will occur in each city or state. “A common thread is that everyone is experiencing this pandemic with no past point of reference,” he says.

Medici is not optimistic that the impact of COVID-19 will be short-lived. “With COVID-19 inevitably causing a recession in 2020, it will be interesting to see if we are working out of it by mid-2021,” he says.

On the buildings side, the corporate and commercial building markets are likely to see a slowdown due to declines in consumer spending, and the aviation market will be impacted by tenant build-outs and terminal upgrades being put on hold. “We have not had any project contracts canceled in the government sector, but we are seeing procurement postings slowing down or halted as resources are being pooled to address COVID-19 needs across each state,” says Paul VanDuyne, CEO of IMEG Corp.

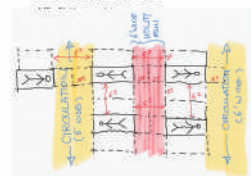
However, quarantine orders and the economic disruption they are causing have created a great deal of uncertainty everywhere. “Debt is rising. Credit markets are tightening. Residents and businesses are not paying rent. It’s hard to speculate what will happen long term,

Health Care | By Jonathan Keller & Gary J. Tulacz

SmithGroup: COVID-19 Lessons

SOUTH HALL

- 1,606 BEDS TOTAL
 - 431 BEDS IN HALL ‘G’
 - 1,175 BEDS IN HALL ‘H,J,K’
- BED MODULE: 6’ PERIMETER BETWEEN EACH BED



1,606 BEDS TOTAL - SOUTH HALL

smithgroup.com Los Angeles Convention Center - OverFlow Management Society

SMITHGROUP

As the urgency to expand health care infrastructure to fight COVID-19 grows, some design firms are facing radically accelerated timelines to deliver plans for temporary facilities. SmithGroup (No. 58) has delivered plans for such facilities in Dallas and Los Angeles so far, and in the case of retrofitting the Los Angeles Convention Center (see above), with a speed that would have been unthinkable just a few weeks ago.

Los Angeles “needed an answer in a matter of hours,” says Wayne Barger, the firm’s health care practice director. “Literally in 20 hours or less, we had multiple meetings, collaborated across the country and turned this around. In the old world the process probably would have taken at least a week.” Barger, who is based in Dallas, adds: “You have to completely rethink the timeline and the urgency, because [the] old way of working just doesn’t apply.”

With 2,400 beds in a 720,000-sq-ft space to plan for, Barger stresses the need for simplicity in the design: “We used rules of thumb. The beds were a given. We just applied metrics of what we would typically have in a normal hospital in terms of proportioning clean linen [and] soiled linen spaces to beds, and applied standard proportions to advise the county on how much space to allocate for these support functions.”

He says a key to the quick turnaround was a clear articulation from the office of the mayor of the facility’s intended service as a hospital for both COVID-19 and non-COVID-19 patients.

“Cities have to be clear on the

function,” says Barger. Is it overflow for existing hospitals or will it take in foot traffic? Barger asks. With the L.A. Convention Center, “from the beginning, the concept was there would be COVID and non-COVID patients. They were making provisions for walk-up intake, and that would include the homeless.”

SmithGroup also is noting lessons learned from the pandemic. It just published a white paper on the overlap of climate and HVAC system operation and its impact on viral infection rates and patient response mechanisms: “Climate-Informed Increases in HVAC Relative Humidity May Fight Pandemic Viruses.” The paper found that air at between 40% and 60% relative humidity (RH) resulted in less aerosol travel, shorter airborne and surface survival times, lower transmission rates and more effective patient lung repair.

Hospitals in colder climates typically operate at lower RH during winter to avoid window condensation, which may cause other health problems. The paper urges hospitals to immediately increase RH to a 40%-60% range to potentially mitigate COVID impacts.

“If building envelopes were designed and constructed to accommodate 40% RH throughout winter, hospitals could help fight viral epidemics from the start,” the study says. The answer may be more triple-pane glazing with thermally enhanced frames, robust vapor retarder systems within walls and roofs, local humidifiers and other changes, the study concludes. ■

The Top 20 Design Firms by Sector

1		GENERAL BUILDING	
		Top 20 Revenue: \$10.6 Billion Top 20 Market Share: 35.2%	
RANK	2019	2020	
1	1	1	AECOM
2	2	2	GENSLER
3	3	3	JACOBS
4	4	4	PERKINS AND WILL
5	5	5	STANTEC INC.
6	6	6	HDR
7	9	7	KIMLEY-HORN
8	8	8	HKS
9	7	9	HOK
10	10	10	ARCADIS NORTH AMERICA/CALLISON RTKL
11	11	11	SKIDMORE, OWINGS & MERRILL
12	12	12	TERRACON CONSULTANTS INC.
13	18	13	WSP USA
14	15	14	PERKINS EASTMAN
15	13	15	SMITHGROUP
16	14	16	DLR GROUP
17	16	17	INTERTEK-PSI
18	19	18	TETRA TECH INC.
19	17	19	IBI GROUP INC.
20	20	20	CANNONDESIGN

2		TRANSPORTATION	
		Top 20 Revenue: \$15.6 Billion Top 20 Market Share: 59.1%	
RANK	2019	2020	
1	1	1	AECOM
2	2	2	JACOBS
3	3	3	HNTB COS.
4	4	4	WSP USA
5	6	5	PARSONS
6	5	6	HDR
7	7	7	STANTEC INC.
8	9	8	STV GROUP INC.
9	8	9	SNC-LAVALIN INC.
10	10	10	KIMLEY-HORN
11	11	11	T.Y. LIN INTERNATIONAL
12	13	12	MICHAEL BAKER INTERNATIONAL
13	12	13	GANNETT FLEMING
14	18	14	MOTT MACDONALD
15	16	15	RS&H INC.
16	14	16	JOHNSON, MIRMIRAN & THOMPSON INC. (JMT)
17	17	17	WOOD
18	20	18	RK&K
19	15	19	KBR INC.
20	19	20	ARUP

3		INDUSTRIAL PROCESS/ PETROLEUM	
		Top 20 Revenue: \$8.6 Billion Top 20 Market Share: 71.0%	
RANK	2019	2020	
1	4	1	WOOD
2	3	2	KBR INC.
3	6	3	S&B ENGINEERS AND CONSTRUCTORS LTD.
4	5	4	INTERTEK-PSI
5	1	5	JACOBS
6	7	6	BECHTEL
7	11	7	BURNS & MCDONNELL
8	12	8	HARGROVE ENGINEERS + CONSTRUCTORS
9	10	9	GOLDER
10	15	10	UNIVERSALPEGASUS INTERNATIONAL
11	**	11	KIEWIT CORP.
12	13	12	TRC COS.
13	9	13	GULF INTERSTATE ENGINEERING CO.
14	14	14	AEGION CORP.
15	**	15	SNC-LAVALIN INC.
16	18	16	EN ENGINEERING LLC
17	**	17	CRB
18	**	18	IPS-INTEGRATED PROJECT SERVICES LLC
19	16	19	AECOM
20	19	20	TETRA TECH INC.

but for the next few weeks our clients are in a period of evaluation of current projects and potential opportunities,” says David Senden, principal at KTGy Architecture + Planning.

On the other hand, many market sectors are seeing a surge in work. “Projects in the technology, water, health and pharmaceutical markets continue to be strong. I do worry that the supply chain will start to impact construction projects more and more due to the disruption in Asia,” says Robert M. Scaer, CEO of Gannett Fleming. “Our food and beverage, consumer goods and life sciences clients are faced with the challenge of keeping up with demand,” adds Doug McKeown, CEO of Woodard & Curran.

On the federal side, many agencies already have the infrastructure and technologies to support and regularly promote working remotely. “While disruptions are expected, Federal Land Management Agencies and Federal Highway Administration Office of Safety are moving forward with ongoing projects,” says Nancy Barker, federal market leader at VHB. “Unlike a government shutdown or catastrophic weather event, where funding or resources are issues, federal agencies need to continue to address mission requirements during COVID-19,” she says.



“We will have to rethink what physical spaces are needed to facilitate life. The idea of essential work will quickly shift to questions about essential buildings.”

Curtis J. Moody, Chairman, Moody Nolan

Unlike most building sectors, which may be subject to stop-work orders and economic pressures, most jurisdictions deem the infrastructure market “essential” and most of the work is proceeding. “For ongoing projects, COVID-19 has not had a real impact,” says Narayanan of Carollo. He says that upcoming projects may be affected, but only as to the timing of new proposals, which may be deferred. It is the long-term prospects that are up in the air. “It all depends on the economy coming out of the crisis,” he says.

Not that work for public utilities won’t be hit by the crisis. Declining revenues stemming from ratepayers struggling to pay their bills may force utilities to prioritize projects differently or find alternative sources of funding. “We are modeling 10-20% revenue reduction with this work,” says McKeown.

As the result of COVID-19 crisis, many nonessential utility workers have been sent to work from home. “Load is shifting from commercial and industrial customers to residential customers. Utilities are being forced to re-evaluate upgrades and maintenance work, because outages can no longer be taken,” says Kowalik of Burns & McDonnell. Numerous projects will experience work stoppage due to resource constraints, outage planning issues and substantial reprioritization.

In the transportation sector, work restrictions and

The Top 20 Design Firms by Sector

4		HAZARDOUS WASTE	
RANK		Top 20 Revenue: \$7.4 Billion Top 20 Market Share: 89.9%	
2020	2019		
1	1	JACOBS	
2	2	AECOM	
3	3	ARCADIS NORTH AMERICA/CALLISON RTKL	
4	4	LEIDOS	
5	5	TETRA TECH INC.	
6	9	WOOD	
7	8	PARSONS	
8	7	BECHTEL	
9	10	GHD INC.	
10	12	GEOSYNTEC CONSULTANTS	
11	14	SNC-LAVALIN INC.	
12	16	TERRACON CONSULTANTS INC.	
13	15	CDM SMITH	
14	18	LANGAN	
15	19	BROWN AND CALDWELL	
16	**	WSP USA	
17	17	HALEY & ALDRICH INC.	
18	**	BURNS & MCDONNELL	
19	20	GZA	
20	13	GOLDER	

5		POWER	
RANK		Top 20 Revenue: \$6.1 Billion Top 20 Market Share: 72.7%	
2020	2019		
1	1	BURNS & MCDONNELL	
2	2	BLACK & VEATCH	
3	4	POWER ENGINEERS INC.	
4	3	AECOM	
5	5	SARGENT & LUNDY	
6	6	KIEWIT CORP.	
7	7	TRC COS.	
8	9	WSP USA	
9	10	LEIDOS	
10	8	TETRA TECH INC.	
11	19	JACOBS	
12	11	HDR	
13	13	INTERTEK-PSI	
14	16	STANTEC INC.	
15	14	ENERCON	
16	**	FUGRO USA HOLDING INC.,	
17	12	WOOD	
18	20	NV5 GLOBAL INC.	
19	**	WILLDAN	
20	17	ZACHRY GROUP	

6		WATER	
RANK		Top 20 Revenue: \$5.2 Billion Top 20 Market Share: 74.1%	
2020	2019		
1	1	TETRA TECH INC.	
2	3	JACOBS	
3	2	AECOM	
4	5	BLACK & VEATCH	
5	6	HDR	
6	4	CDM SMITH	
7	7	ARCADIS NORTH AMERICA/CALLISON RTKL	
8	8	STANTEC INC.	
9	11	KBR INC.	
10	9	CAROLLO ENGINEERS INC.	
11	10	MICHAEL BAKER INTERNATIONAL	
12	15	HAZEN AND SAWYER	
13	12	BROWN AND CALDWELL	
14	17	DEWBERRY	
15	16	GHD INC.	
16	13	WOOD	
17	19	GANNETT FLEMING	
18	**	FREESE AND NICHOLS INC.	
19	**	GEI CONSULTANTS INC.	
20	**	PARSONS	

stay-at-home orders have caused a substantial reduction in traffic. “This has spurred many transportation agencies to accelerate construction schedules on transportation projects due to minimal traffic impacts from stay-at-home directives,” says Kumar Buvanendaran, CEO of PRIME AE Group Inc.

Many design firms in the transportation sector agree that their market has been less affected than most. “There is strong potential to accelerate project work to take advantage of reduced asset usage to maximize efficiency of construction efforts, as well as to leverage existing low interest rates by bonding against future capital dollars,” says Steve McElligott, transportation market leader at VHB.

One of the most adversely affected sectors during the past three months has been the oil and gas market. The downturn in the petroleum-related market initially came not as a direct result of the COVID-19 crisis, but from a dispute between Saudi Arabia and Russia over oil production levels. Russia had refused to cooperate with OPEC on reducing oil production.

As a result of Russia’s production stand, on March 9, Saudi Arabia announced it was increasing production from 12 million barrels a day, up from 9 million, driving oil prices down and hurting Russia’s economic dependence on oil exports. This caused the price of oil



“Budget shortfalls related to lost tolls, fares, gas tax, airport fees and other revenue will likely take a toll on the infrastructure sector.”

Nick DeNichilo,
CEO, Mott
MacDonald
North America

to drop to levels not seen in nearly 30 years.

However, the drop in oil prices coincided with the COVID-19 pandemic sweeping the globe, resulting in a radical reduction in the demand for gasoline as people were unable to do as much driving. Worldwide oil demand fell by 30% in late March and early April, forcing OPEC to agree to restrict production, but the damage to the oil and gas markets was done. There currently are over two dozen oil tankers off the coast of Southern California unable to offload their cargo because storage facilities are full.

This has caused problems for design firms in the oil and gas markets. “Oil price declines have also impacted many other segments of the global economy. The shock waves from these unprecedented events have undoubtedly touched every part of global society and the economy, including the end-markets of energy and infrastructure that we operate in,” says Joe Sczurko, CEO of technical consulting solutions for Wood.

There are some stark predictions for downturns in capital expenditures in oil and gas in recent reports, so Wood is focusing on maintaining, enhancing and extending the life of existing assets, “and we have substantial capability and experience doing this for clients all over the world,” Sczurko says.

The Top 20 Design Firms by Sector

7		SEWER AND WASTE
RANK		Top 20 Revenue: \$3.8 Billion
2020	2019	Top 20 Market Share: 65.0%
1	1	JACOBS
2	2	TETRA TECH INC.
3	3	AECOM
4	7	CDM SMITH
5	5	BROWN AND CALDWELL
6	8	HDR
7	6	BLACK & VEATCH
8	4	STANTEC INC.
9	10	HAZEN AND SAWYER
10	9	CAROLLO ENGINEERS INC.
11	12	SCS ENGINEERS
12	13	WOODARD & CURRAN
13	14	GHD INC.
14	20	GEOSYNTEC CONSULTANTS
15	17	BURNS & MCDONNELL
16	19	GREELEY AND HANSEN
17	18	WOOD
18	**	LJA ENGINEERING
19	**	FREESE AND NICHOLS INC.
20	**	MOTT MACDONALD

8		MANUFACTURING
RANK		Top 20 Revenue: \$2.7 Billion
2020	2019	Top 20 Market Share: 85.0%
1	3	KBR INC.
2	1	JACOBS
3	2	WOOD
4	4	GHAFARI ASSOCIATES LLC
5	5	SSOE GROUP
6	7	CHA CONSULTING INC.
7	6	GOLDER
8	9	INTERTEK-PSI
9	10	TETRA TECH INC.
10	**	MATRIX TECHNOLOGIES INC.
11	**	POWER ENGINEERS INC.
12	14	BARGE DESIGN SOLUTIONS
13	11	GP STRATEGIES CORP.
14	17	BURNS & MCDONNELL
15	20	BRPH ARCHITECTS ENGINEERS INC.
16	19	LEIDOS
17	15	SNC-LAVALIN INC.
18	18	IBI GROUP INC.
19	**	RS&H INC.
20	**	ECS

9		TELECOMMUNICATIONS
RANK		Top 20 Revenue: \$1.8 Billion
2020	2019	Top 20 Market Share: 76.0%
1	2	JACOBS
2	4	KBR INC.
3	1	BLACK & VEATCH
4	3	TOWER ENGINEERING PROFESSIONALS
5	7	BURNS & MCDONNELL
6	11	EXP
7	5	CORGAN
8	**	HDR
9	6	BECHTEL
10	9	ECS
11	8	VANDERWEIL ENGINEERS
12	10	KCI TECHNOLOGIES INC.
13	13	AECOM
14	16	KW MISSION CRITICAL ENGINEERING
15	18	WILLDAN
16	14	ADVANTAGE ENGINEERS
17	19	KIMLEY-HORN
18	12	ESD
19	**	SALAS O'BRIEN
20	20	MORRISON HERSHFIELD

A Long-Term Paradigm Shift?

The COVID-19 crisis continues to rage, with no end in sight. While some states and local jurisdictions have begun to ease restrictions on “non-essential” work, many more have retained them, causing the economy to take a major hit. This raises the question of where the economy, business and the design profession will be once the crisis ends.

The big question for design firms is what will the market landscape look like going forward? At this point, not one has an accurate gauge. “Anyone who makes a prediction today is guessing,” says Christopher M. Huckabee, CEO of Huckabee. He says that, if the crisis ends soon, it is likely a minor issue. “However, an extended economic stop will cause an extended economic slowdown that will impact most markets.”

Firm leaders say the COVID-19 pandemic will profoundly affect every market, how people interact and how firms integrate wellness at all scales, and designers are already contemplating the impact on future designs. “There’s an energy around reimagining the future workplace, future schools, future healthcare facilities, everything. We’ll see much more integration between physical environments and virtual environments,” says Shawn Basler, co-CEO of Perkins Eastman.

For design firms, the impact on their own



“Now, many firms are scrambling to find short-term solutions to the crisis, like layoffs. Instead, the current crisis should be looked at as an opportunity to put your people to work to find long-term answers to problems facing the profession.”

B. Narayanan, CEO, Carollo Engineers Inc.

operations may be widespread. “Once the pandemic subsides, strategic review will need to be conducted of the remote workspace advantages and challenges experienced. It is hard to believe that firms will return to the traditional office environment, and the amount of office space for housing staff may change significantly,” says VanDuyne of IMEG Corp.

While most firms have had the capability for remote working for a long time, and used it here and there to allow for flexible work schedules, they never really tested it on a broad scale. “Now that we see what is possible through technology, we may decide that we don’t need the amount of office space we thought we did, or that the standard workday isn’t necessarily what we thought it was. We may have a completely new normal,” says McKeown of Woodard & Curran.

The COVID-19 crisis is proving to the design industry that traditional operations may rapidly become obsolete. “We were thrust into this model with no warning, and perhaps the silver lining is that we’re getting a real-time test of the workforce of the future, where working in new ways is really going to help us become more efficient and cost effective as an industry,” says Mario Azar, president of Black & Veatch’s global power business.

However, it is not just the design profession that will

The Top 50 Designers in International Markets

RANK 2020	RANK 2019		RANK 2020	RANK 2019		RANK 2020	RANK 2019	
1	2	AECOM	18	20	KOHN PEDERSEN FOX ASSOCIATES PC	35	31	SARGENT & LUNDY
2	1	JACOBS	19	19	SKIDMORE, OWINGS & MERRILL	36	42	INTEGRAL GROUP
3	4	KBR INC.	20	21	PERKINS AND WILL	37	33	JENSEN HUGHES
4	6	TETRA TECH INC.	21	34	BURNS & MCDONNELL	38	40	GEOSYNTEC CONSULTANTS
5	7	GOLDER	22	23	CDM SMITH	39	45	NBBJ
6	8	INTERTEK-PSI	23	22	HOK	40	26	FUGRO USA HOLDING INC.
7	5	WOOD	24	25	MORRISON HERSHFIELD	41	44	IPS-INTEGRATED PROJECT SERVICES LLC
8	9	BLACK & VEATCH	25	24	AEGION CORP.	42	41	STANLEY CONSULTANTS INC.
9	11	BECHTEL	26	32	ARUP	43	**	KIEWIT CORP.
10	10	PARSONS	27	27	NORR	44	36	GANNETT FLEMING
11	12	EXP	28	28	MOTT MACDONALD	45	48	PRIMORIS
12	17	T.Y. LIN INTERNATIONAL	29	30	PERKINS EASTMAN	46	**	POWER ENGINEERS INC.
13	14	IBI GROUP INC.	30	39	HKS	47	43	ADRIAN SMITH + GORDON GILL ARCHITECTURE
14	18	HDR	31	29	WATG	48	**	DAY & ZIMMERMANN
15	15	GHD INC.	32	38	POPULOUS	49	**	MOFFATT & NICHOL
16	16	GENSLER	33	37	THORNTON TOMASETTI	50	**	CANNONDESIGN
17	13	ARCADIS NORTH AMERICA/CALLISON RTKL	34	35	PAGE			

be impacted in the future. As more clients are forced to allow their employees to work remotely, there may be some serious rethinking about how much office space is required to sustain operations. For years, younger employees have been pressing corporate clients about their need for a better work/home balance. The work-from-home restrictions during the COVID-19 pandemic may give new impetus to their demands.

This may cause corporate clients to rethink how much office space is required to maintain operations. "There will be lots of people who have shifted to work, live and play more at home who love it. We will have to rethink what physical spaces are needed to facilitate life. The idea of essential work will quickly shift to questions about essential buildings," says Curtis J. Moody, chairman of Moody Nolan. Thus, the demand for commercial office space may be reduced.

In the residential markets, firms already were noticing a generational shift toward more suburban lifestyles. "We are noticing a trend that centers around millennials and migration to the suburbs. As they begin to expand their families, some millennials are looking to purchase homes outside the city. However, they still desire an urban lifestyle," says Steve Thomas, Real Estate Market Lead at VHB. The creation of "surban" neighborhoods—a conversion of urban living within a suburban environment—offers the best of both worlds with restaurants, retail, home, office and entertainment all located within a safe, walkable community. The move toward more use of working from home may boost this trend.

Another trend that may be accelerating is that of healthy buildings. The WELL Building program from the New York City-based Well Buildings Institute has been gaining traction, as has the U.S. Green Building Council's Leadership in Energy and Environmental Design Version 4, with its emphasis

Buildings | By Gary J. Tulacz



Sasaki (**No. 243**) is designing 401 Congress Street, a 600,000-sq-ft, \$450-million office building on the South Boston waterfront at the intersection of Congress Street and World Trade Center Avenue. ■

The Top 100 Pure Designers

RANK	FIRM	FIRM TYPE
1	JACOBS	EA
2	WSP USA	E
3	STANTEC INC.	EA
4	GENSLER	A
5	ARCADIS NORTH AMERICA/CALLISON RTKL	EA
6	HNTB COS.	EA
7	INTERTEK-PSI	O
8	KIMLEY-HORN	E
9	TRC COS.	E
10	LEIDOS	E
11	TERRACON CONSULTANTS INC.	E
12	GHD INC.	E/EN
13	NV5 GLOBAL INC.	E
14	PERKINS AND WILL	A
15	EXP	EA
16	MOTT MACDONALD	E
17	MICHAEL BAKER INTERNATIONAL	EA
18	STV GROUP INC.	EA
19	GANNETT FLEMING	EA
20	POWER ENGINEERS INC.	E
21	HOK	AE
22	DEWBERRY	EA
23	SARGENT & LUNDY	E
24	T.Y. LIN INTERNATIONAL	EA
25	ARUP	E
26	BROWN AND CALDWELL	E
27	WILLDAN	E
28	HKS	A
29	SKIDMORE, OWINGS & MERRILL	AE
30	IBI GROUP INC.	AE
31	FUGRO USA HOLDING INC.	E/GE
32	GEOSYNTEC CONSULTANTS	E
33	RS&H INC.	EA
34	CARDNO INC.	E/EN
35	CHA CONSULTING INC.	EA

RANK	FIRM	FIRM TYPE
36	JOHNSON, MIRMIRAN & THOMPSON INC. (JMT)	EA
37	LANGAN	E
38	KCI TECHNOLOGIES INC.	E
39	VHB	E
40	HAZEN AND SAWYER	E
41	THORNTON TOMASETTI	EA
42	SMITHGROUP	AE
43	UNIVERSALPEGASUS INTERNATIONAL	E
44	PERKINS EASTMAN	AP
45	DLR GROUP	AE
46	RK&K	E
47	KLEINFELDER	EA
48	GREENMAN-PEDERSEN INC. (GPI)	E
49	LJA ENGINEERING	E
50	EN ENGINEERING LLC	E
51	CANNONDESIGN	AE
52	WOODARD & CURRAN	ENV
53	ECS	E
54	GULF INTERSTATE ENGINEERING CO.	E
55	WOOLPERT INC.	AEG
56	POPULOUS	A
57	NBBJ	A
58	NELSON WORLDWIDE	A
59	KOHN PEDERSEN FOX ASSOCIATES PC	A
60	KPF CONSULTING ENGINEERS	E
61	PGAL	AE
62	CORGAN	A
63	GRESHAM SMITH	AE
64	IMEG CORP.	E
65	TRANSYSTEMS	E
66	ZGF ARCHITECTS LLP	A
67	ENERCON	E
68	GEI CONSULTANTS INC.	E
69	STANLEY CONSULTANTS INC.	EA
70	PAGE	AE

RANK	FIRM	FIRM TYPE
71	FREESE AND NICHOLS INC	E
72	MOFFATT & NICHOL	E
73	SAM LLC	O
74	OLSSON INC.	E
75	VOLKERT INC.	E
76	PENNONI	E
77	FOTH COS.	E
78	BRAUN INTERTEC CORP.	GE
79	CIVIL & ENVIRONMENTAL CONSULTANTS INC.	E
80	BARR ENGINEERING CO	E
81	DAVID EVANS ENTERPRISES INC.	E
82	WISS, JANNEY, ELSTNER ASSOCIATES	EA
83	LEO A DALY	AE
84	S&ME INC.	E
85	HALFF ASSOCIATES INC.	EA
86	MASER CONSULTING P.A.	E
87	WHITMAN, REQUARDT AND ASSOCIATES LLP	EA
88	JENSEN HUGHES	E
89	SIMPSON GUMPERTZ & HEGER	E
90	HGA	AE
91	GAI CONSULTANTS INC.	E
92	AFFILIATED ENGINEERS INC.	E
93	PAPE-DAWSON ENGINEERS INC.	E
94	ALFRED BENESCH & CO.	E
95	SWCA ENVIRONMENTAL CONSULTANTS	ENV
96	ATWELL LLC	E
97	GARVER	E
98	BGE INC.	E
99	CONSOR ENGINEERS LLC	E
100	H.W. LOCHNER INC.	E

KEY TO TYPE OF FIRM
 A=architect, E=engineer, EC=engineer-contractor
 AE=architect-engineer, EA=engineer-architect
 ENV=environmental, GE=geotechnical engineer
 L=landscape architect, P=planner and O=other.
 Other combinations are possible. Firms classified themselves.

on avoiding chemicals of concern to health in building design. However, these standards have made the most inroads in the commercial office and institutional markets. With the COVID-19 outbreak and the increasing concern among people about healthy residential environments, many designers believe there will be a change in attitudes in the residential market, particularly in multi-unit residential.

Many firms agree that there should be a shift in the tenant mix to lean more toward health and wellness. “Aside from COVID-19, there is a growing number of baby boomers who will need access to health care in the near future. Outpatient centers and quick clinics that can accommodate the increase



For expanded content on ENR's Top Lists, see ENR.com/toplists.

on demand will start to make their way into mixed-use developments and the dark anchor space within malls,” says Jim Harkin, senior vice president at NELSON Worldwide.

Harkin expects a variety of new considerations may go into residential and commercial design going forward. For example, he believes “zero-touch” technologies, such as automated doors, voice-activated directories and motion sensor lighting, will become more in demand. “This will minimize the spread of germs and spending on cleaning services, while also making guests feel safe and more comfortable while spending long periods of time at shopping and entertainment destinations,” he says.

Another area of consideration is cleaner design: designs that will be more preventative in their efforts to stop the spread of germs. “We will start to see more sanitation stations and environmental graphics that communicate how exactly these developments are making safer and cleaner environments. Additionally, UV lighting systems and modern HEPA filter systems may be utilized more to combat germs,” Harkin says.

Another sector that will be affected is health care. Currently, hospitals are under stress, and not just from the COVID-19 cases they are handling. Nearly all revenue-generating elective surgeries have been deferred as health care clients deploy resources to address COVID-19 demands. This may lead to less spending in the near term on new facilities.

Instead, there may be an increasing emphasis on revamping existing facilities. Infection control in hospitals has long been an issue, and the COVID-19 crisis has brought this issue to the fore. Many design firms working in the hospital and health care sector already are looking at new designs to enhance infection control (see p. 43).

Another market that may see long-term changes as the result of the COVID-19 crisis is higher education. There will be an immediate impact to higher education from a drop-off in revenue streams due to student refunds and lack of auxiliary funds, such as parking, dining and recreation user fees, coupled with diminished state support associated with falling tax receipts. Further, donor-funded capital projects may dry up as endowment performance lags in the downturn, says David McIntyre, institutions market leader for VHB.

However, even more profound may be the current use of remote learning brought on by COVID-19. “Colleges and universities are already massively impacted, and it will be interesting to see if this experience with remote learning moves more people into online learning worldwide over the long-term,” says James Miner, CEO of Sasaki. If students don’t return to campuses in the same way post-pandemic, there will be a huge financial impact to campuses. “So anyone who operates in higher education will need to think differently about their delivery model, and we expect institutions will be looking for new ways to adjust their campuses to meet new realities over the next several years,” he says.

On the K-12 education side, one of the biggest impacts has been concern about school funding bond issues. “Many pending educational bond referendums have been delayed to November. While some educational clients are asking that we begin design work as originally scheduled so projects can stay on the planned bid-build-delivery path, others are waiting to see how the economic slowdown impacts growth and

Staffing | By Gary J. Tulacz

Burns & McDonnell’s Brainy Kids



Design firms have been scrambling for talent for many years. And many firms have developed programs to attract young people into the profession by supporting science, technology, engineering and math (STEM) programs in schools. But one of the largest and most effective effort has been around since 2011, when Burns & McDonnell (No. 9) launched its “Battle of the Brains” contest in the Kansas City region.

The Battle of the Brains is a program where students in schools in 18 counties in Missouri and Kansas are invited to form teams to come up with proposals in the STEM fields and submit them to Burns & McDonnell for judging. Ten teams from grades K-6 and 10 from grades 7-12 are selected as finalists, with each team earning a \$5,000 stipend from the firm to advance their schools’ STEM program. Finally, one proposal is chosen by Burns & McDonnell as the winner, earning that team’s school a \$50,000 award. The firm then develops a proof of concept and builds a permanent exhibit of the winning proposal, displayed in the Science Center in Kansas City’s Union Station.

“This year, we had 840 teams involving 7,500 students compete,” says Julee Koncak, director of the Burns & McDonnell Foundation. The

firm has conducted five Battles of the Brains involving over 25,000 students, she says.

In December, Burns & McDonnell announced that Tonganoxie Middle School, Tonganoxie, Kan., was the winner of the 2019-20 Battle of the Brains (above). “They had a fun idea, using math and physics to improve one’s chances at winning carnival arcade games,” says Ray Kowalik, Burns & McDonnell’s CEO. Now, the firm will examine the school’s concept to demonstrate it.

The program is fun, but it takes a lot of work and time. About 300 company employees volunteer to make presentations to local schools about the program, and another 300-400 employees get involved in judging the contest, says Koncak. Then the firm puts together a team to construct the exhibit. She estimates that it costs the company as much as \$1 million for each two-year cycle.

But there is a great payoff. “The students who competed in the 2011 and 2013 competitions are now beginning to graduate from college, many with STEMs degrees,” Kowalik says. At least six recent hires at the firm said they had been participants and that the competition stimulated their interest in STEMs fields, Koncak adds. Burns & McDonnell is now planning next year’s contest. ■

needs,” says Christopher M. Huckabee of Huckabee.

On the transportation side, there may be significant impacts from the COVID-19 crisis. Remote working from home may become a norm. “Budget shortfalls related to lost tolls, fares, gas tax,

The Top 500 Dialogue

Has your firm taken any steps to address the COVID-19 impact on your employees?



SCOTT CATTRAN, CEO
WOOLPERT INC.
Dayton, Ohio



We have set up a charge number to support any Woolpert employee or employee family member diagnosed with coronavirus. This is at no expense to our clients or employees. Our employees are our most valuable resource.



MIKE YOST, CHIEF LEGAL OFFICER
TERRACON CONSULTANTS INC.
Olathe, Kan.



A [personal time off] donation program for principals of our company to donate their PTO has been established and will be used to distribute to hourly and lower salary employees. We are checking IRS guidelines for this program.



SLOAN HARRIS, CEO
VLK ARCHITECTS INC.
Fort Worth, Texas



We implemented weekly virtual fireside chats, with nearly 200 employees participating online, so that we can inform our employees of the latest events and also allow us to connect on a personal level through video.



MIKE BRUEN, COO
BOWMAN CONSULTING GROUP
Reston, Va.



We are developing activities our offices can participate in to try to retain the feeling of being part of a team. Currently we have a virtual photo scavenger hunt contest between offices.



TIM DUFALT, CEO
CUNINGHAM GROUP ARCHITECTURE
Minneapolis



We hold frequent company virtual town halls and have a weekly company virtual happy hour. It is great to see our staff from around the company coming together in these virtual settings.

What trends are most affecting design markets, the profession or the overall AEC industry?



JOSEPH VISCUSO, SENIOR VP
PENNONI
Philadelphia



We have seen an increase in competition from firms outside of the AEC industry, particularly advisory and consulting firms, that are starting to propose in our markets. The danger is the further "commoditization" of our professions.



RICK MORSCHES, CEO
TRANSYSTEMS
Kansas City, Mo.



A recent trend with many of our clients is to bundle projects into larger single procurements or under program management selections, which favors larger consultants.



KUMAR BUVANENDARAN, CEO
PRIME AE GROUP INC.
Baltimore



The trend is towards infrastructure asset management and less major new capacity; our clients are focused on maintenance and operational improvements utilizing technology where it makes sense.



AL PRAMUK, CEO
GRESHAM SMITH
Nashville, Tenn.



We are seeing a transition from "field experience" to "digital knowledge," whereby technology innovations and data analytics are being used to supplement field experience that is being lost as a generation of experts leaves.



RAY KOWALIK, CEO
BURNS & MCDONNELL
Kansas City, Mo.



We are witnessing a changing mix of talent we are hiring. Though engineering will always be in demand, we have also been able to add a large number of technical specialists who are proficient with the new technologies.

airport fees and other revenue will likely take a toll on the infrastructure sector. While government stimulus and subsidies may shore things up temporarily, there may be a longer-term slowdown of major capital expenditures,” says DeNichilo of Mott MacDonald.

To Panic, or Not to Panic

Staffing has been a problem for design firms for the past decade. But COVID-19 has put a stop to most firms’ general hiring. Further, some firms are considering furloughs and layoffs to get them through. But many firms are very reluctant to resort to downsizing in what may turn out to be a lengthy recession. “The outcome of the COVID-19 pandemic might have a similar impact as the 2008 recession,” says Harris of VLK Architects. Some firms in 2008 were forced to lay off staff, causing many architects to leave the profession and never come back. VLK is avoiding this outcome by continuing to find ways to add talent and expertise, Harris says.

“With everything that is going on now, I expect to see hiring slow significantly across the industry, not only because firms are going to be more fiscally conservative, but because it is going to be difficult to effectively on-board at a time when social distancing is so important,” says McKeown of Woodard & Curran.

Bouchard of CDM Smith believes the COVID-19 crisis will not end the war for talent. Further, he says the industry must continue to search for qualified individuals. He says “there is an untapped resource in professionals who have left the STEM field due to life circumstances and who want to come back to the profession.” So CDM Smith, together with the Society of Women Engineers and iRelaunch, has established a re-entry program known as ReBoot to help those individuals return to the workforce.

The current market has taken some severe hits from the COVID-19 crisis. And some things are out

Petroleum | By Gary J. Tulacz



Wood (**No. 5**) won a detailed engineering and design contract, including new production wells, three new injector wells and topside injection equipment, from Chevron for its expansion of the St. Malo project in the Gulf of Mexico. ■

of the industry’s control, like what the economy will look like after this is over. Narayanan of Carollo cautions that wholesale layoffs like the industry experienced during the last crisis, the great recession of 2008, only caused greater staffing problems when the market turned around. “Now, many firms are scrambling to find short-term solutions to the crisis, like layoffs. Instead, the current crisis should be looked at as an opportunity to put your people to work to find long-term answers to problems facing the profession,” he says.

Many in the design profession look at the current situation and say take the lemons and make lemonade. “In our 92-year history as a company, we have found that periods of instability are also when great innovation occurs,” says Tobiasinsky of GHD. “Many clients and communities depend on organizations such as ours to keep working and provide additional capacity, resources and new services. We are pivoting to meet these new demands and find novel ways of serving or supporting our clients and communities.” ■

How To Read the Tables

KEY TO TYPE OF FIRM

A architect, **E** engineer, **EC** engineer-contractor, **AE** architect-engineer, **EA** engineer-architect, **ENV** environmental, **GE** geotechnical engineer, **L** landscape architect, **P** planner and **O** other. Other combinations are possible. Firms classified themselves.

Companies are ranked according to revenue for design services performed in 2019 in \$ millions (*). Those with subsidiaries are indicated by (†). For information on subsidiaries and where each firm worked outside of the U.S., see www.enr.com. **Firms not ranked last year. Some markets may not add up to 100% due to omission of “other” miscellaneous

market category and rounding. NA-Not available.

General Building as a category includes commercial buildings, offices, stores, educational facilities, government buildings, hospitals, medical facilities, hotels, apartments, housing, etc.

Hazardous Waste includes chemical and nuclear waste treatment, asbestos and lead abatement, etc.

Industrial Process comprises pulp and paper mills, steel mills, nonferrous metal refineries, pharmaceutical plants, chemical plants, food and other processing plants, etc.

Manufacturing includes auto, electronic assembly, textile plants, etc.

Petroleum includes refineries, petrochemical plants, offshore facilities, pipelines, etc.

Power comprises thermal and hydroelectric power plants, waste-to-energy plants, transmission lines, substations, cogeneration plants, etc.

Sewerage / Solid Waste includes sanitary and storm sewers, treatment plants, pumping plants, incinerators, industrial waste facilities, etc.

Telecommunications comprises transmission lines and cabling, towers and antennae, data centers, etc.

Transportation includes airports, bridges, roads, canals, locks, dredging, marine facilities, piers, railroads, tunnels, etc.

Water Supply includes dams, reservoirs, transmission pipelines, distribution mains, irrigation canals, desalination and potability treatment plants, pumping stations, etc.

RANK 2020	RANK 2019	FIRM	FIRM TYPE	2019 REVENUE \$ MIL.		GENERAL BUILDING	MANUFACTURING	POWER	WATER SUPPLY	SEWER / WASTE	INDUS. / PETROLEUM	TRANSPORTATION	HAZARDOUS WASTE	TELECOM
				TOTAL	INT'L									
1	1	JACOBS, Dallas, Texas†	EAC	9,676.8	2,844.0	14	7	2	9	8	7	29	20	4
2	2	AECOM, Los Angeles, Calif.	EA	7,967.5	3,530.3	22	0	6	11	4	2	41	15	1
3	4	KBR INC., Houston, Texas†	EC	3,331.0	1,148.0	5	34	0	4	1	37	7	1	10
4	5	TETRA TECH INC., Pasadena, Calif.	E	3,179.0	891.0	8	1	7	40	11	5	6	21	0
5	6	WOOD, Houston, Texas†	EC	2,680.6	624.8	4	8	6	3	3	55	9	10	0
6	7	HDR, Omaha, Neb.†	EA	2,325.6	252.7	21	0	9	10	10	2	44	1	2
7	8	WSP USA, New York, N.Y.	E	1,984.3	10.9	14	0	15	2	0	2	61	5	0
8	9	STANTEC INC., Irvine, Calif.†	EAL	1,881.0	0.0	29	1	10	10	11	6	30	1	0
9	10	BURNS & MCDONNELL, Kansas City, Mo.†	EAC	1,795.9	103.8	10	2	46	3	4	18	8	5	4
10	14	GENSLER, Los Angeles, Calif.	A	1,523.1	229.6	93	0	0	0	0	0	6	0	1
11	12	BLACK & VEATCH, Overland Park, Kan.†	EC	1,510.6	433.4	7	0	42	16	14	7	0	2	12
12	11	PARSONS, Centreville, Va.†	EC	1,510.3	362.5	8	0	0	4	0	1	69	16	1
13	13	ARCADIS NORTH AMERICA/CALLISON RTKL, Highlands Ranch, Colo.†	EA	1,492.0	209.0	25	0	0	15	3	0	7	51	0
14	16	HNTB COS., Kansas City, Mo.	EA	1,414.9	3.7	2	0	0	1	1	0	96	0	0
15	15	INTERTEK-PSI, Arlington Heights, Ill.†	O	1,395.6	676.3	19	4	15	0	1	53	5	2	1
16	18	SNC-LAVALIN INC., Tampa, Fla.†	EC	1,143.9	0.0	10	2	3	3	0	15	43	15	0
17	21	KIMLEY-HORN, Raleigh, N.C.	E	1,120.6	4.5	43	0	3	3	5	0	42	0	3
18	19	GOLDER, Palm Beach Gardens, Fla.†	E	1,109.3	804.0	8	6	9	3	4	27	16	5	0
19	17	BECHTEL, Reston, Va.†	EC	1,037.0	431.0	1	0	5	0	0	60	6	23	5
20	20	TRC COS., Lowell, Mass.	EC	999.0	0.0	18	0	31	2	0	23	1	0	0
21	22	LEIDOS, Reston, Va.	E	995.5	10.0	0	2	28	0	0	0	0	69	0
22	24	TERRACON CONSULTANTS INC., Olathe, Kan.†	E	813.0	1.0	36	1	9	3	2	6	16	15	3
23	31	KIEWIT CORP., Omaha, Neb.†	EC	791.3	33.5	0	0	49	1	1	33	16	0	0
24	27	S&B ENGINEERS AND CONSTRUCTORS LTD., Houston, Texas†	EC	782.9	6.1	0	0	0	0	0	98	2	0	0
25	23	CDM SMITH, Boston, Mass.†	EC	759.9	103.6	0	0	0	29	33	0	24	14	0
26	25	GHD INC., Irvine, Calif.†	E/ENV	707.2	234.8	19	0	1	13	14	6	10	33	0
27	34	NV5 GLOBAL INC., Hollywood, Fla.†	E	683.4	21.7	28	0	22	9	2	10	27	3	1
28	26	PERKINS AND WILL, Chicago, Ill.†	A	670.3	140.0	94	0	0	0	0	0	6	0	0
29	33	MOTT MACDONALD, Iselin, N.J.†	E	633.9	71.1	3	0	7	9	9	21	50	2	0
30	28	EXP, Chicago, Ill.	EA	634.9	345.3	36	0	2	3	0	8	25	0	10
31	29	MICHAEL BAKER INTERNATIONAL, Pittsburgh, Pa.†	EA	593.6	5.2	17	0	0	18	0	3	59	2	1
32	32	STV GROUP INC., New York, N.Y.†	EA	582.5	13.2	15	0	0	0	0	0	85	0	0
33	35	GANNETT FLEMING, Camp Hill, Pa.	EA	552.5	29.2	3	0	8	14	7	7	58	2	0
34	36	POWER ENGINEERS INC., Hailey, Idaho	E	509.7	28.7	0	8	92	0	0	0	0	0	0
35	37	HOK, St. Louis, Mo.	AE	485.0	103.0	88	0	0	0	0	0	12	0	0
36	38	DEWBERRY, Fairfax, Va.†	EA	470.9	2.8	30	0	4	20	8	0	33	1	3
37	40	SARGENT & LUNDY, Chicago, Ill.†	E	470.8	55.9	0	0	94	0	0	0	0	6	0
38	43	T.Y. LIN INTERNATIONAL, San Francisco, Calif.†	EA	467.6	258.1	8	0	0	0	1	0	90	0	0
39	39	ARUP, New York, N.Y.†	E	454.2	75.9	47	0	0	3	0	3	46	0	1
40	41	BROWN AND CALDWELL, Walnut Creek, Calif.†	E	452.0	0.0	0	0	0	22	56	0	0	22	0
41	58	WILLDAN, Anaheim, Calif.	E	443.0	0.0	39	0	32	0	0	0	14	0	9
42	42	HKS, Dallas, Texas	A	435.6	60.5	99	0	0	0	0	0	1	0	0
43	44	SKIDMORE, OWINGS & MERRILL, New York, N.Y.†	AE	382.5	163.2	87	0	0	0	0	0	13	0	0
44	45	IBI GROUP INC., Columbus, Ohio	AE	369.6	256.6	70	6	2	2	1	0	15	0	0
45	46	FUGRO USA HOLDING INC., Houston, Texas†	GE	368.2	43.9	8	0	43	1	0	29	9	0	1
46	47	GEOSYNTEC CONSULTANTS, Boca Raton, Fla.†	E	360.3	51.3	0	0	12	6	21	4	2	54	0
47	51	HARGROVE ENGINEERS + CONSTRUCTORS, Mobile, Ala.†	EC	336.4	0.0	0	1	4	0	0	94	0	0	0
48	52	RS&H INC., Jacksonville, Fla.†	EA	332.0	0.0	6	5	0	0	0	0	88	0	0
49	48	CARDNO INC., Lone Tree, Colo.	E/ENV	331.9	12.8	24	0	8	3	1	24	24	0	0
50	56	CHA CONSULTING INC., Albany, N.Y.†	EA	330.5	16.6	36	22	9	1	3	4	20	2	0

#2

AECOM launched on April 6 a virtual consultation tool that allows clients to engage with the public during community consultation periods.

RANK 2020	RANK 2019	FIRM	FIRM TYPE	2019 REVENUE \$ MIL.		GENERAL BUILDING	MANUFACTURING	POWER	WATER SUPPLY	SEWER / WASTE	INDUS. / PETROLEUM	TRANSPORTATION	HAZARDOUS WASTE	TELECOM
				TOTAL	INT'L									
51	50	CAROLLO ENGINEERS INC., Walnut Creek, Calif.	E	311.2	0.0	0	0	0	39	61	0	0	0	0
52	54	JOHNSON, MIRMIRAN & THOMPSON INC. (JMT), Hunt Valley, Md.	EA	309.4	0.0	3	0	0	0	5	0	92	0	0
53	61	LANGAN, Parsippany, N.J.†	E	307.0	12.5	52	0	5	0	0	5	5	34	0
54	65	KCI TECHNOLOGIES INC., Sparks, Md.†	EC	305.3	0.0	10	0	8	4	4	0	56	1	14
55	62	VHB, Watertown, Mass.†	E	296.0	0.0	26	0	7	0	3	0	60	4	1
56	59	HAZEN AND SAWYER, New York, N.Y.	E	295.8	3.0	0	0	0	35	65	0	0	0	0
57	60	THORNTON TOMASETTI, New York, N.Y.	EA	285.0	57.0	85	0	1	0	0	1	12	0	0
58	57	SMITHGROUP, Detroit, Mich.	AE	282.5	6.4	97	0	0	0	0	0	3	0	0
59	79	UNIVERSALPEGASUS INTERNATIONAL, Houston, Texas	EC	280.0	0.0	0	0	0	0	0	100	0	0	0
60	64	PERKINS EASTMAN, New York, N.Y.†	AP	274.7	68.8	100	0	0	0	0	0	0	0	0
61	63	DLR GROUP, Minneapolis, Minn.	AE	270.3	5.5	100	0	0	0	0	0	0	0	0
62	68	RK&K, Baltimore, Md.	E	267.2	0.0	2	0	0	3	7	2	86	0	0
63	67	KLEINFELDER, San Diego, Calif.†	EA	263.6	18.3	13	1	11	7	8	24	30	0	0
64	66	GREENMAN-PEDERSEN INC. (GPI), Babylon, N.Y.†	E	258.6	0.0	12	0	5	1	1	1	73	0	0
65	90	LJA ENGINEERING, Houston, Texas†	E	257.2	0.5	0	0	0	12	24	4	49	0	1
66	74	EN ENGINEERING LLC, Warrenville, Ill.†	E	256.4	0.8	0	0	24	0	1	66	0	0	9
67	69	CANNONDESIGN, New York City, N.Y.	AE	253.6	23.6	100	0	0	0	0	0	0	0	0
68	70	WOODARD & CURRAN, Portland, Maine	ENV	246.3	0.0	1	1	0	22	50	2	1	23	0
69	72	ECS, Chantilly, Va.†	E	241.0	7.7	26	7	4	3	9	2	13	11	20
70	55	AEGION CORP., Chesterfield, Mo.†	EC	235.8	79.9	2	0	0	2	20	75	2	0	0
71	49	GULF INTERSTATE ENGINEERING CO., Houston, Texas†	EC	232.3	2.5	0	0	0	0	0	100	0	0	0
72	93	WOOLPERT INC., Dayton, Ohio	AE/GE	225.1	5.8	20	1	0	0	8	4	12	0	0
73	76	POPULOUS, Kansas City, Mo.	A	225.1	57.1	100	0	0	0	0	0	0	0	0
74	94	SCS ENGINEERS, Long Beach, Calif.†	ENV	224.9	3.1	0	0	0	0	78	0	0	22	0
75	53	ZACHRY GROUP, San Antonio, Texas†	EC	220.4	0.0	0	0	58	0	0	42	0	0	0
76	91	NBBJ, Seattle, Wash.	A	220.1	45.9	100	0	0	0	0	0	0	0	0
77	71	NELSON WORLDWIDE, Minneapolis, Minn.†	A	220.0	1.6	94	0	0	0	0	6	0	0	0
78	107	POND, Peachtree Corners, Ga.	EA	219.2	9.4	50	0	0	0	0	34	16	0	0
79	88	KOHN PEDERSEN FOX ASSOCIATES PC, New York, N.Y.†	A	218.4	180.8	79	0	0	0	0	0	21	0	0
80	84	KPFF CONSULTING ENGINEERS, Seattle, Wash.	E	214.1	2.1	90	0	0	0	0	0	10	0	0
81	179	PGAL, Houston, Texas	AE	212.4	0.0	42	0	0	0	0	0	58	0	0
82	83	CORGAN, Dallas, Texas	A	208.8	9.9	39	0	0	0	0	0	32	0	29
83	81	GRESHAM SMITH, Nashville, Tenn.	AE	204.0	4.1	44	5	0	0	12	2	36	0	0
84	104	IMEG CORP., Rock Island, Ill.	E	203.8	1.4	87	3	0	1	0	2	2	0	0
85	82	TRANSYSTEMS, Kansas City, Mo.	E	201.8	0.0	0	0	0	0	0	0	100	0	0
86	85	ZGF ARCHITECTS LLP, Portland, Ore.	A	201.1	5.9	82	0	0	0	0	0	16	0	0
87	75	ENERCON, Kennesaw, Ga.†	E	198.4	10.8	0	0	93	0	0	7	0	0	1
88	95	GEI CONSULTANTS INC., Woburn, Mass.	E	197.9	5.0	13	0	17	33	6	0	13	16	0
89	86	STANLEY CONSULTANTS COS. INC., Muscatine, Iowa†	EA	197.9	36.9	15	0	34	13	0	0	35	0	0
90	112	PAGE, Washington, D.C.	AE	193.3	56.1	85	0	0	0	0	0	6	0	9
91	109	FREES AND NICHOLS INC., Fort Worth, Texas	E	191.8	0.0	5	0	0	39	32	2	18	0	0
92	99	MOFFATT & NICHOL, Long Beach, Calif.†	E	191.6	24.2	0	0	0	0	0	0	100	0	0
93	92	SAM LLC, Austin, Texas	O	191.6	0.0	8	0	21	1	0	31	36	0	3
94	96	OLSSON INC., Lincoln, Neb.	E	190.9	0.0	60	0	2	8	3	0	14	2	8
95	87	VOLKERT INC., Mobile, Ala.†	E	190.6	0.0	8	0	14	0	2	0	76	0	0
96	80	PENNONI, Philadelphia, Pa.†	E	188.3	0.1	40	0	9	2	1	2	44	0	1
97	77	FOTH COS., De Pere, Wis.†	E	183.0	3.6	0	0	0	0	9	64	19	8	0
98	117	BRAUN INTERTEC CORP., Bloomington, Minn.	GE	180.8	0.0	41	0	4	1	2	32	21	0	0
99	101	CIVIL & ENVIRONMENTAL CONSULTANTS INC., Pittsburgh, Pa.	E	179.0	0.0	25	0	6	4	19	27	3	11	0
100	105	BARR ENGINEERING CO., Minneapolis, Minn.†	E	173.8	15.5	0	6	21	4	9	29	3	0	0

RANK 2020	RANK 2019	FIRM	FIRM TYPE	2019 REVENUE \$ MIL.		GENERAL BUILDING	MANUFACTURING	POWER	WATER SUPPLY	SEWER / WASTE	INDUS. / PETROLEUM	TRANSPORTATION	HAZARDOUS WASTE	TELECOM
				TOTAL	INT'L									
101	89	TRANSCORE, Nashville, Tenn.	EC	173.0	6.0	0	0	0	0	0	0	100	0	0
102	100	DAVID EVANS ENTERPRISES INC., Portland, Ore.†	E	172.2	0.0	28	0	3	2	2	0	42	0	0
103	103	WISS, JANNEY, ELSTNER ASSOCIATES, Northbrook, Ill.	EA	171.0	4.2	85	0	1	2	0	3	9	0	0
104	78	LEO A DALY, Omaha, Neb.†	AE	169.5	3.7	55	0	0	21	6	3	15	0	0
105	98	S&ME INC., Raleigh, N.C.	E	168.6	0.0	33	6	8	3	6	8	27	7	1
106	121	HALFF ASSOCIATES INC., Richardson, Texas†	EA	168.3	0.0	19	1	1	17	7	12	35	1	0
107	110	CRB, Kansas City, Mo.	EAC	167.6	10.2	5	1	0	0	0	94	0	0	0
108	113	MASER CONSULTING P.A., Red Bank, N.J.	E	167.4	0.0	32	0	4	7	15	7	24	1	8
109	111	WHITMAN, REQUARDT AND ASSOCIATES LLP, Baltimore, Md.	EA	162.5	0.0	18	0	0	10	7	0	63	0	0
110	114	GZA, Norwood, Mass.†	EC	160.0	0.8	16	0	14	6	2	4	15	43	0
111	119	MEAD & HUNT INC., Middleton, Wis.	EA	159.8	0.0	9	0	1	3	5	7	70	0	1
112	73	JENSEN HUGHES, Baltimore, Md.	E	156.5	53.5	53	2	2	0	1	8	7	7	1
113	115	SIMPSON GUMPERTZ & HEGER, Waltham, Mass.	E	153.2	10.5	73	0	8	5	0	3	11	0	0
114	106	HGA, Minneapolis, Minn.	AE	152.7	2.5	100	0	0	0	0	0	0	0	0
115	122	IPS-INTEGRATED PROJECT SERVICES LLC, Blue Bell, Pa. †	EA	152.5	41.1	0	0	0	0	0	100	0	0	0
116	102	GAI CONSULTANTS INC., Homestead, Pa. †	E	151.1	0.6	11	0	35	1	1	14	36	1	0
117	118	AFFILIATED ENGINEERS INC., Madison, Wis.	E	150.9	1.3	77	1	13	0	0	5	0	0	3
118	128	PAPE-DAWSON ENGINEERS INC., San Antonio, Texas	E	150.9	0.0	70	0	0	8	2	0	18	0	0
119	132	ALFRED BENESCH & CO., Chicago, Ill.	E	150.0	0.0	9	0	0	3	3	0	84	1	0
120	136	SWCA ENVIRONMENTAL CONSULTANTS, Phoenix, Ariz.	ENV	149.2	0.0	6	0	40	4	0	34	5	0	0
121	129	ATWELL LLC, Southfield, Mich.†	E	149.0	0.0	40	1	28	0	7	23	1	0	0
122	138	GARVER, North Little Rock, Ark.	E	146.9	0.0	7	0	1	10	14	0	67	0	0
123	124	BGE INC., Houston, Texas	E	143.4	0.0	0	0	0	0	14	0	29	0	0
124	97	HALEY & ALDRICH INC., Burlington, Mass.†	E	143.0	10.7	23	0	5	0	0	0	9	63	0
125	134	CONSOR ENGINEERS LLC, Houston, Texas†	E	142.3	3.7	0	0	0	0	0	0	100	0	0
126	125	H.W. LOCHNER INC., Chicago, Ill.	E	139.7	0.0	0	0	0	0	0	0	100	0	0
127	170	WESTWOOD PROFESSIONAL SERVICES, Minneapolis, Minn.	E	135.3	0.1	35	0	56	5	2	0	2	0	0
128	120	MORRISON HERSHFIELD, Atlanta, Ga.†	EA	135.1	100.8	34	0	1	2	4	0	38	0	20
129	127	DLZ CORP., Columbus, Ohio†	EA	134.6	8.6	18	0	8	12	17	9	32	4	0
130	116	SSOE GROUP, Toledo, Ohio†	EA	134.3	13.7	12	56	4	0	0	27	0	0	0
131	142	WESTON & SAMPSON, Reading, Mass.†	E	130.1	0.0	0	0	1	20	34	0	11	8	0
132	126	EYP ARCHITECTURE & ENGINEERING, Albany, N.Y.†	AE	129.0	0.0	100	0	0	0	0	0	0	0	0
133	155	TOWER ENGINEERING PROFESSIONALS, Raleigh, N.C.	E	128.8	5.1	0	0	0	0	0	0	0	0	100
134	160	PBK, Houston, Texas	AE	128.7	0.7	100	0	0	0	0	0	0	0	0
135	144	WALTER P MOORE, Houston, Texas	E	128.5	2.5	71	0	0	6	2	0	21	0	0
136	150	WARE MALCOMB, Irvine, Calif.	AE	128.5	8.5	98	2	0	0	0	0	0	0	0
137	140	HENDERSON ENGINEERS INC., Lenexa, Kan.†	EC	125.8	0.9	96	0	0	0	0	0	3	0	0
138	143	BKF ENGINEERS, Redwood City, Calif.	E	125.1	0.0	55	2	0	0	3	0	27	0	0
139	131	SHORT-ELLIOTT-HENDRICKSON INC., St. Paul, Minn.	EA	124.9	0.0	12	0	0	7	8	2	52	0	0
140	149	PARTNER ENGINEERING AND SCIENCE INC., Torrance, Calif.	ENV	124.9	0.8	83	0	0	0	0	0	0	17	0
141	139	GPD GROUP, Akron, Ohio	EA	122.7	0.0	42	0	11	0	6	3	15	0	22
142	135	VANDERWEIL ENGINEERS, Boston, Mass.	E	122.5	3.2	39	0	19	0	0	0	2	0	40
143	133	MERRICK & CO., Greenwood Village, Colo.†	EA	121.1	7.2	34	14	3	2	5	5	5	19	0
144	147	CDI ENGINEERING SOLUTIONS, Philadelphia, Pa.	AE	118.6	0.0	3	0	2	1	1	84	8	1	0
145	137	EA ENGINEERING, SCIENCE, AND TECHNOLOGY INC. PBC, Hunt Valley, Md.	ENV	118.4	0.0	0	0	13	8	21	13	7	38	0
146	123	GHAFFARI ASSOCIATES LLC, Dearborn, Mich.	EA	118.4	12.1	14	68	0	0	0	0	18	0	0
147	188	SALAS O'BRIEN, Santa Ana, Calif.†	EA	117.0	01.0	54	14	4	0	0	0	2	0	25
148	159	MCKIM & CREED INC., Raleigh, N.C.	E	116.4	0.0	3	11	16	12	16	16	20	0	0
149	141	PSOMAS, Los Angeles, Calif.	E	115.7	0.0	28	0	1	17	15	3	35	2	0
150	130	NORR, Chicago, Ill.†	AE	114.6	72.2	95	0	0	0	0	0	5	0	0

#27

NV5 GLOBAL INC. in December acquired Quantum Spatial Inc., the nation's largest independent geospatial analytics firm.

RANK 2020	RANK 2019	FIRM	FIRM TYPE	2019 REVENUE \$ MIL.		GENERAL BUILDING	MANUFACTURING	POWER	WATER SUPPLY	SEWER / WASTE	INDUS. / PETROLEUM	TRANSPORTATION	HAZARDOUS WASTE	TELECOM
				TOTAL	INT'L									
151	148	MESA ASSOCIATES INC., Madison, Ala.	E	114.4	0.0	0	0	78	0	0	0	0	0	13
152	156	HARDESTY & HANOVER LLC, New York, N.Y.	E	113.0	3.5	0	0	0	0	0	0	100	0	0
153	152	HMC ARCHITECTS, Ontario, Calif.	A	112.3	0.0	100	0	0	0	0	0	0	0	0
154	172	BOWMAN CONSULTING GROUP, Reston, Va.	E	109.0	0.0	28	0	12	15	15	7	13	0	6
155	161	BOLTON & MENK INC., Mankato, Minn.	E	107.4	0.0	0	0	0	5	16	0	35	0	0
156	163	SYSKA HENNESSY GROUP, New York, N.Y.†	E	107.3	4.0	70	0	1	0	0	1	12	0	17
157	194	HORROCKS ENGINEERS, Pleasant Grove, Utah	E	106.5	0.0	8	0	0	3	3	0	83	0	3
158	167	JONES I CARTER, Bellaire, Texas	E	106.3	0.0	46	0	0	9	18	0	16	0	0
159	182	TIMMONS GROUP, Richmond, Va.	E	106.1	0.0	75	3	14	2	2	0	4	0	0
160	162	KLJ, Bismarck, N.D.	E	105.4	0.0	1	0	1	2	4	28	48	0	12
161	165	BARGE DESIGN SOLUTIONS, Nashville, Tenn.†	EA	104.9	0.8	11	29	0	11	12	1	21	2	2
162	174	HED, Southfield, Mich.	AE	104.0	0.0	100	0	0	0	0	0	0	0	0
163	211	ULTEIG ENGINEERS INC., Fargo, N.D.	E	103.5	0.0	0	0	82	1	1	0	13	0	0
164	177	COFFMAN ENGINEERS INC., Seattle, Wash.	E	102.7	7.1	61	6	19	0	0	12	2	0	0
165	158	FLAD ARCHITECTS, Madison, Wis.†	AE	102.6	0.2	100	0	0	0	0	0	0	0	0
166	151	PARAMETRIX, Seattle, Wash.	E	102.3	0.0	12	0	0	4	13	2	62	1	0
167	146	LPA INC., Irvine, Calif.	AE	102.0	0.0	88	0	0	0	0	0	0	0	12
168	157	HUITT-ZOLLARS INC., Dallas, Texas	EA	101.0	0.5	33	0	0	10	15	0	42	0	0
169	169	AMERICAN STRUCTUREPOINT, Indianapolis, Ind.†	EA	100.8	0.0	21	5	0	6	9	0	55	0	3
170	164	THE BURKE GROUP LTD., Rosemont, Ill.†	E	99.6	0.0	40	1	1	2	5	2	20	0	1
171	189	RABA KISTNER INC., San Antonio, Texas†	E	98.6	1.2	31	4	0	2	0	1	62	0	0
172	190	HANSON PROFESSIONAL SERVICES INC., Springfield, Ill.	E	98.3	4.4	14	0	10	2	6	4	63	0	1
173	145	LABELLA ASSOCIATES DPC, Rochester, N.Y.†	EA	98.0	1.8	29	2	18	9	6	6	9	19	1
174	176	ELECTRICAL CONSULTANTS INC., Billings, Mont.†	E	97.9	0.4	0	0	95	0	0	5	0	0	0
175	**	UNIVERSAL ENGINEERING SCIENCES, Orlando, Fla.	GE	96.3	0.0	23	4	5	2	1	1	26	5	1
176	204	COBB, FENDLEY & ASSOCIATES INC., Houston, Texas	E	94.8	0.0	1	0	1	4	4	2	68	0	19
177	186	TECTONIC ENG'G CONSULT., GEOLOGISTS & SURVEYORS, Mountairville, N.Y.	E	94.6	0.0	33	0	2	1	1	0	44	1	17
178	171	EWINGCOLE, Philadelphia, Pa.	AE	94.2	0.0	76	0	0	0	0	24	0	0	0
179	180	CLARK NEXSEN, Virginia Beach, Va.†	AE	93.1	2.1	77	0	0	0	0	5	14	0	2
180	173	COOPER CARRY, Atlanta, Ga.	A	92.7	0.7	100	0	0	0	0	0	0	0	0
181	220	INTEGRAL GROUP, Oakland, Calif.	E	92.3	54.8	90	2	0	0	0	1	2	0	1
182	243	BR+A CONSULTING ENGINEERS, Boston, Mass.†	E	92.0	0.0	100	0	0	0	0	0	0	0	0
183	197	WUNDERLICH-MALEC ENGINEERING INC., Eden Prairie, Minn.†	EA	91.4	2.5	3	19	5	0	0	73	0	0	0
184	246	HASKELL, Jacksonville, Fla.†	AEC	91.2	2.3	24	6	0	0	14	45	11	0	0
185	187	STRAND ASSOCIATES INC., Madison, Wis.	E	91.1	0.0	1	0	0	13	34	5	42	0	0
186	183	STUDIOS ARCHITECTURE, Washington, D.C.	A	90.9	15.8	100	0	0	0	0	0	0	0	0
187	224	WGI INC., West Palm Beach, Fla.†	EA	90.0	0.0	39	0	0	1	1	0	59	0	0
188	168	KTGY ARCHITECTURE + PLANNING, Irvine, Calif.	A	89.4	0.0	100	0	0	0	0	0	0	0	0
189	208	CUNNINGHAM GROUP ARCHITECTURE INC., Minneapolis, Minn.	A	88.7	5.8	100	0	0	0	0	0	0	0	0
190	175	PRIMORIS, Dallas, Texas	EC	88.6	29.2	0	0	0	0	0	100	0	0	0
191	199	AO ARCHITECTS, Orange, Calif.	A	88.4	1.2	100	0	0	0	0	0	0	0	0
192	178	MCCORMICK TAYLOR INC., Philadelphia, Pa.	E	87.0	0.0	0	0	0	0	0	0	100	0	0
193	193	GREELEY AND HANSEN, Chicago, Ill.†	E	86.6	0.9	0	0	0	19	81	0	0	0	0
194	191	WATG, Irvine, Calif.	A	86.4	57.2	100	0	0	0	0	0	0	0	0
195	153	BURROW GLOBAL LLC, Houston, Texas†	EC	86.1	0.0	1	0	0	0	0	99	0	0	0
196	166	ELKUS MANFREDI ARCHITECTS, Boston, Mass.†	A	86.0	0.0	100	0	0	0	0	0	0	0	0
197	195	LS3P, Charleston, S.C.	A	85.3	0.0	88	2	0	0	0	0	10	0	0
198	223	SMITH SECKMAN REID INC., Nashville, Tenn.	E	85.1	1.1	68	6	0	6	3	1	13	1	0
199	185	MIDDOUGH INC., Cleveland, Ohio	EA	85.0	0.0	6	16	15	0	0	62	0	0	0
200	203	HORD COPLAN MACHT, Baltimore, Md.	A	84.7	0.0	100	0	0	0	0	0	0	0	0

RANK 2020	RANK 2019	FIRM	FIRM TYPE	2019 REVENUE \$ MIL.		GENERAL BUILDING	MANUFACTURING	POWER	WATER SUPPLY	SEWER / WASTE	INDUS. / PETROLEUM	TRANSPORTATION	HAZARDOUS WASTE	TELECOM
				TOTAL	INT'L									
201	267	BCC ENGINEERING INC. , Miami, Fla.†	E	84.6	2.4	3	0	0	3	1	0	94	0	0
202	261	DOWL , Seattle, Wash.	E	83.9	0.0	18	0	0	12	1	6	62	0	1
203	192	HUCKABEE , Fort Worth, Texas†	AE	83.9	0.0	100	0	0	0	0	0	0	0	0
204	209	HR GREEN INC. , Cedar Rapids, Iowa	E	83.4	0.0	10	0	0	6	22	2	46	0	2
205	207	FARNSWORTH GROUP INC. , Bloomington, Ill.	EA	83.4	0.1	42	5	7	4	7	22	10	0	0
206	241	CENTURY ENGINEERING INC. , Hunt Valley, Md.	E	83.0	0.0	9	3	0	0	0	0	75	0	0
207	181	WILSON & CO. INC., ENGINEERS & ARCHITECTS , Albuquerque, N.M.	EA	82.1	0.0	7	0	2	7	3	3	73	0	0
208	215	ESD , Chicago, Ill.	E	82.0	0.0	60	0	0	0	0	0	0	0	40
209	212	KENNEDY/JENKS CONSULTANTS INC. , San Francisco, Calif.	E	80.6	0.0	1	4	0	34	40	8	5	8	0
210	213	WSB , Minneapolis, Minn.	E	80.4	0.0	7	0	0	5	6	12	68	1	0
211	277	ME ENGINEERS , Golden, Colo.†	E	79.0	15.1	100	0	0	0	0	0	0	0	0
212	205	WADE TRIM , Detroit, Mich.†	E	78.7	0.0	0	0	1	10	57	10	14	0	0
213	240	DRMP INC. , Orlando, Fla.	E	78.3	0.0	3	0	0	0	0	0	97	0	0
214	198	THE THRASHER GROUP INC. , Bridgeport, W.Va.	EA	77.8	0.0	13	0	17	17	8	43	3	0	0
215	206	ANVIL CORP. , Bellingham, Wash.†	E	77.5	0.0	0	0	0	0	0	100	0	0	0
216	202	SOLOMON CORDWELL BUENZ (SCB) , Chicago, Ill.	A	77.1	0.9	97	0	0	0	0	0	3	0	0
217	227	CP&Y INC. , Dallas, Texas†	EA	77.0	0.0	2	0	0	27	11	0	38	0	0
218	201	AKRF INC. , New York, N.Y.	ENV/E	76.9	0.0	27	0	3	12	3	0	34	22	0
219	200	NINYO & MOORE GEOTECH. & ENVIRO. SCIENCES , San Diego, Calif.	GE	76.5	0.3	25	0	3	12	11	1	21	19	3
220	214	A. MORTON THOMAS AND ASSOCIATES INC. , Rockville, Md.†	E	76.4	0.0	3	0	0	4	1	0	92	0	0
221	216	HUMPHREYS & PARTNERS ARCHITECTS , Dallas, Texas†	A	76.1	1.8	100	0	0	0	0	0	0	0	0
222	229	SCHNABEL ENGINEERING , Glen Allen, Va.†	GE	75.7	0.0	28	0	5	42	4	0	12	4	0
223	218	GOODWYN, MILLS AND CAWOOD INC. , Montgomery, Ala.	AE	75.7	0.0	56	1	0	13	8	0	10	0	0
224	222	TIGHE & BOND INC. , Westfield, Mass.	E	75.5	0.0	18	0	7	25	26	0	7	17	0
225	196	BURGESS & NIPLÉ INC. , Columbus, Ohio	EA	75.4	0.0	8	0	0	5	29	0	52	2	1
226	245	H2M ARCHITECTS + ENGINEERS , Melville, N.Y.†	AE	75.4	0.0	52	0	0	26	8	0	1	12	0
227	210	DENNIS GROUP , Springfield, Mass.†	EC	75.0	3.5	0	0	0	0	0	100	0	0	0
228	242	FISHBECK , Grand Rapids, Mich.	EA	74.9	0.0	31	3	0	4	14	2	41	4	0
229	228	SHANNON & WILSON INC. , Seattle, Wash.†	GE	74.2	1.1	5	0	0	13	3	4	60	1	0
230	244	NEEL-SCHAFFER INC. , Jackson, Miss.†	E	74.1	0.0	8	0	0	3	8	0	61	3	4
231	219	BRPH ARCHITECTS ENGINEERS INC. , Melbourne, Fla.†	EA	73.0	0.7	46	35	0	0	0	0	0	0	1
232	262	BERGMANN , Rochester, N.Y.	AE	72.3	0.2	39	14	6	5	0	0	36	0	0
233	225	MOSELEY ARCHITECTS , Richmond, Va.	AE	72.3	0.0	100	0	0	0	0	0	0	0	0
234	231	ROBERT A.M. STERN ARCHITECTS , New York, N.Y.	A	72.2	21.1	100	0	0	0	0	0	0	0	0
235	255	COWI NORTH AMERICA , Seattle, Wash.	E	70.9	20.3	0	0	1	0	0	0	99	0	0
236	239	WALKER PARKING CONSULTANTS/ENGINEERS INC. , Tampa, Fla.	EA	70.9	1.7	100	0	0	0	0	0	0	0	0
237	234	JAROS, BAUM & BOLLES , New York, N.Y.	E	70.5	1.8	91	0	0	0	0	5	0	0	4
238	280	CRAWFORD, MURPHY & TILLY INC. , Springfield, Ill.	E	70.4	0.0	1	0	0	8	8	0	80	0	0
239	233	DAY & ZIMMERMANN , Philadelphia, Pa.†	EC	70.3	24.5	86	0	0	0	0	14	0	0	0
240	217	GEOENGINEERS INC. , Redmond, Wash.	GE/ENV	70.0	0.1	29	0	2	11	2	16	10	19	0
241	232	CUSHING TERRELL , Billings, Mont.	AE	69.8	0.4	100	0	0	0	0	0	0	0	0
242	264	PATRICK ENGINEERING INC. , Lisle, Ill.	E	69.8	0.0	0	6	43	3	0	7	39	0	3
243	257	SASAKI , Watertown, Mass.	AE	69.5	11.5	73	0	0	0	0	0	2	0	0
244	238	TLC ENGINEERING SOLUTIONS INC. , Orlando, Fla.	E	69.5	1.0	94	0	0	0	0	0	6	0	0
245	251	OHM ADVISORS , Livonia, Mich.	EA	69.3	0.0	22	0	0	10	11	0	47	0	0
246	221	PRIME AE GROUP INC. , Baltimore, Md.†	EA	69.1	0.0	26	0	0	13	9	0	52	0	0
247	235	HBK ENGINEERING LLC , Chicago, Ill.	E	69.1	0.0	3	0	42	2	1	7	3	0	33
248	230	TVSDESIGN , Atlanta, Ga.†	A	69.0	4.0	100	0	0	0	0	0	0	0	0
249	252	PARKHILL, SMITH & COOPER INC. , Lubbock, Texas	AE	68.4	0.7	52	0	0	12	15	0	15	0	0
250	254	MG2 , Seattle, Wash.	A	68.0	9.2	98	0	0	0	0	1	0	0	0

#37

SARGENT & LUNDY acquired Summit Engineering Services Inc., Englewood, Colo., on March 31 to expand in the oil and gas market.

RANK 2020	RANK 2019	FIRM	FIRM TYPE	2019 REVENUE \$ MIL.		GENERAL BUILDING	MANUFACTURING	POWER	WATER SUPPLY	SEWER / WASTE	INDUS. / PETROLEUM	TRANSPORTATION	HAZARDOUS WASTE	TELECOM
				TOTAL	INT'L									
251	184	RCM TECHNOLOGIES INC. , Pennsauken, N.J.†	EA	67.9	15.7	2	0	61	0	0	10	27	0	0
252	286	INFRASTRUCTURE CONSULTING & ENGINEERING PLLC , Columbia, S.C.	E	67.8	0.0	0	0	0	0	0	0	100	0	0
253	**	WOLD ARCHITECTS INC. , Saint Paul, Minn.	AE	66.5	0.0	100	0	0	0	0	0	0	0	0
254	288	BL COS. INC. , Meriden, Conn.	EA/ENV	66.1	0.7	67	0	6	0	0	11	14	1	0
255	279	CORE STATES GROUP , Ambler, Pa.	EA	66.0	0.5	82	6	3	0	0	10	0	0	0
256	250	BEYER BLINDER BELLE, ARCHITECTS AND PLANNERS LLP , New York, N.Y.	A	65.9	6.0	90	0	0	0	0	0	2	0	0
257	270	FEHR & PEERS , Walnut Creek, Calif.†	E	65.9	0.0	0	0	0	0	0	0	100	0	0
258	490	MURRAYSMITH , Portland, Ore.	E	65.8	0.0	0	0	0	30	17	0	53	0	0
259	258	ENSAFE INC. , Memphis, Tenn.†	ENV	65.6	0.1	2	6	0	2	6	0	0	65	0
260	260	T&M ASSOCIATES , Middletown, N.J.†	E	65.5	0.0	6	0	3	15	15	3	25	0	0
261	259	ROSS & BARUZZINI INC. , St. Louis, Mo.†	EA	65.3	5.3	22	0	0	0	3	0	35	8	11
262	289	BURNS ENGINEERING INC. , Philadelphia, Pa.	E	64.9	0.0	10	0	6	0	3	0	81	0	0
263	272	ARDURRA GROUP INC. , Tampa, Fla.†	E	64.4	2.1	19	0	0	37	35	0	8	0	0
264	226	RETTEW ASSOCIATES INC. , Lancaster, Pa.†	E	63.9	0.0	10	7	6	0	4	54	11	0	1
265	**	TPG ARCHITECTURE LLP , New York, N.Y.	A	63.7	3.8	100	0	0	0	0	0	0	0	0
266	249	OTAK INC. , Portland, Ore.†	EA	63.5	6.7	35	0	0	8	1	0	48	0	0
267	299	EUA (EPPSTEIN UHEN ARCHITECTS INC.) , Milwaukee, Wis.	A	63.0	0.0	88	9	0	0	0	0	0	0	3
268	263	SHIVE-HATTERY , Cedar Rapids, Iowa	EA	63.0	0.0	71	14	1	2	1	0	8	0	0
269	275	ARQUITECTONICA , Miami, Fla.†	A	62.9	9.9	100	0	0	0	0	0	0	0	0
270	248	LITTLE DIVERSIFIED ARCHITECTURAL CONSULTING INC. , Charlotte, N.C.	AE	62.6	0.1	100	0	0	0	0	0	0	0	0
271	237	MOODY NOLAN , Columbus, Ohio	A	62.1	0.2	100	0	0	0	0	0	0	0	0
272	278	TWINING INC. , Long Beach, Calif.†	GE	62.0	0.0	60	3	0	0	1	0	36	0	0
273	340	KIRKSEY ARCHITECTS INC. , Houston, Texas	A	61.8	1.3	100	0	0	0	0	0	0	0	0
274	253	RMF ENGINEERING INC. , Baltimore, Md.	E	61.0	0.0	48	2	16	0	0	0	0	0	2
275	273	WOOD RODGERS INC. , Sacramento, Calif.	E	60.8	0.0	5	0	0	26	3	0	26	0	0
276	315	TOLUNAY-WONG ENGINEERS INC. , Houston, Texas	GE	60.4	0.0	25	0	0	0	0	60	0	15	0
277	269	CPL - ROCHESTER , Rochester, N.Y.	AE	59.7	0.0	78	1	0	7	4	0	10	0	0
278	284	J-U-B ENGINEERS INC. , Boise, Idaho†	E	59.7	0.0	0	0	0	9	20	0	67	0	0
279	283	REMINGTON & VERNICK ENGINEERS INC. , Haddonfield, N.J.	E	58.9	0.0	7	0	0	6	8	0	13	0	0
280	**	CMTA INC. , Prospect, Ky.	E	58.2	0.0	100	0	0	0	0	0	0	0	0
281	271	EMH&T , Columbus, Ohio	E	58.0	0.0	65	0	0	7	13	0	15	0	0
282	325	LARSON DESIGN GROUP INC. , Williamsport, Pa.	EA	57.9	0.0	25	0	0	1	5	15	39	0	0
283	365	JCJ ARCHITECTURE , Hartford, Conn.	A	57.8	1.2	100	0	0	0	0	0	0	0	0
284	310	SME , Plymouth, Mich.	E	57.5	0.0	50	10	7	2	2	9	19	1	0
285	296	TKDA , Saint Paul, Minn.†	EA	57.5	0.0	31	16	2	0	4	3	37	0	0
286	312	KISINGER CAMPO & ASSOCIATES CORP. , Tampa, Fla.	E	57.4	0.0	0	0	0	0	0	0	100	0	0
287	282	RMA GROUP , Rancho Cucamonga, Calif.†	GE	56.7	0.0	44	0	3	6	0	0	47	0	0
288	256	ESP ASSOCIATES INC. , Fort Mill, S.C.	E	56.6	0.0	46	0	10	0	0	0	30	0	0
289	327	LMN ARCHITECTS , Seattle, Wash.	A	56.3	0.0	93	0	0	0	0	0	7	0	0
290	276	GEO-LOGIC ASSOCIATES INC. , Ontario, Calif.†	ENV	56.0	1.0	0	0	0	10	30	11	0	35	0
291	319	THE MANNIK & SMITH GROUP INC. , Maumee, Ohio	E	56.0	0.0	18	19	4	10	16	8	17	5	3
292	346	WILEYIWILSON , Lynchburg, Va.	EA	55.4	0.0	67	0	7	2	3	9	5	0	4
293	313	HLW , New York, N.Y.	A	55.0	6.0	100	0	0	0	0	0	0	0	0
294	324	VLK ARCHITECTS INC. , Fort Worth, Texas	A	55.0	0.0	100	0	0	0	0	0	0	0	0
295	323	THE BECK GROUP , Dallas, Texas	A	54.7	3.8	100	0	0	0	0	0	0	0	0
296	290	MCMILLAN PAZDAN SMITH LLC , Greenville, S.C.	A	54.3	0.0	95	5	0	0	0	0	0	0	0
297	373	CO ARCHITECTS , Los Angeles, Calif.	A	54.2	0.1	100	0	0	0	0	0	0	0	0
298	308	SRF CONSULTING GROUP INC. , Minneapolis, Minn.	E	54.0	0.0	0	0	0	0	0	0	100	0	0
299	352	SYSTRA USA , New York, N.Y.	E	53.7	7.7	0	0	0	0	0	0	100	0	0
300	326	AYERS SAINT GROSS , Baltimore, Md.	A	53.6	2.4	100	0	0	0	0	0	0	0	0

RANK 2020	2019	FIRM	FIRM TYPE	2019 REVENUE \$ MIL.		GENERAL BUILDING	MANUFACTURING	POWER	WATER SUPPLY	SEWER / WASTE	INDUS. / PETROLEUM	TRANSPORTATION	HAZARDOUS WASTE	TELECOM
				TOTAL	INT'L									
301	318	NOVA ENGINEERING & ENVIRONMENTAL LLC, Kennesaw, Ga.	E	53.6	0.0	60	4	4	0	0	0	24	7	0
302	295	ALPHA TESTING INC., Dallas, Texas	GE	53.5	0.0	44	4	0	5	4	5	1	0	1
303	334	PS&S, Warren, N.J.	EA	53.5	0.0	44	0	21	1	7	25	1	0	0
304	341	E4H ENVIRONMENTS FOR HEALTH ARCHITECTURE, Boston, Mass.	A	53.5	0.0	100	0	0	0	0	0	0	0	0
305	247	MATRIX TECHNOLOGIES INC., Maumee, Ohio	EA	53.5	0.0	0	79	1	0	0	18	0	0	0
306	305	THE S/L/A/M COLLABORATIVE, Glastonbury, Conn.†	A	53.5	0.0	100	0	0	0	0	0	0	0	0
307	330	FUSS & O'NEILL INC., Manchester, Conn.†	E	53.3	0.3	23	4	1	8	10	11	19	6	0
308	320	BALLINGER, Philadelphia, Pa.	AE	53.1	0.0	100	0	0	0	0	0	0	0	0
309	**	MARK THOMAS, San Jose, Calif.	E	52.7	0.0	0	0	5	1	10	0	84	0	0
310	336	FENTRESS ARCHITECTS, Denver, Colo.	A	52.7	0.0	41	0	0	0	0	0	59	0	0
311	317	SHEPLEY BULFINCH, Boston, Mass.	A	52.5	0.2	100	0	0	0	0	0	0	0	0
312	302	D'AMATO CONVERSANO INC., DBA DCI ENGINEERS, Seattle, Wash.	E	52.3	0.3	98	0	0	0	1	0	1	0	0
313	311	HART HOWERTON, New York, N.Y.†	AP	52.2	9.4	100	0	0	0	0	0	0	0	0
314	287	BARTLETT & WEST INC., Topeka, Kan.†	E	52.1	0.0	9	0	0	21	15	2	54	0	0
315	307	DESIMONE CONSULTING ENGINEERS, New York, N.Y.	E	52.0	3.1	100	0	0	0	0	0	0	0	0
316	338	BARTON & LOGUIDICE DPC, Liverpool, N.Y.	E	51.0	0.0	3	1	3	15	38	3	25	5	0
317	331	MORRISON-MAIERLE INC., Helena, Mont.†	E	51.0	0.0	22	0	0	2	17	0	48	0	0
318	298	QUINN EVANS, Washington, D.C.	A	50.9	0.0	99	0	0	0	0	0	1	0	0
319	266	HUNT, GUILLOT & ASSOCIATES LLC, Ruston, La.	E	50.9	0.0	0	1	0	0	0	95	0	0	0
320	309	DRAPER ADEN ASSOCIATES INC., Richmond, Va.	AE	50.5	0.0	14	4	36	1	4	10	0	0	0
321	292	ISG, Mankato, Minn.†	EA	50.2	0.0	46	6	0	12	7	12	3	0	0
322	332	DGA PLANNING I ARCHITECTURE I INTERIORS, Mountain View, Calif.	A	50.0	0.0	98	0	0	0	0	0	0	0	2
323	265	ORBITAL ENGINEERING INC., Pittsburgh, Pa.	E	50.0	0.0	0	6	55	0	0	36	3	0	0
324	291	BSA LIFESTRUCTURES, Indianapolis, Ind.	AE	49.7	0.0	2	0	0	0	0	0	0	0	0
325	**	MS CONSULTANTS INC., Columbus, Ohio†	EA	49.4	0.0	31	0	0	14	15	0	40	0	0
326	328	BAXTER & WOODMAN INC., Crystal Lake, Ill.†	E	49.0	0.0	0	0	0	30	30	0	31	0	0
327	285	GREENBERGFARROW, Atlanta, Ga.	AE	49.0	5.3	100	0	0	0	0	0	0	0	0
328	358	MCLAREN ENGINEERING GROUP, Woodcliff Lake, N.J.†	E	48.9	1.2	51	0	7	0	0	0	43	0	0
329	322	AYRES, Eau Claire, Wis.†	EA	48.8	0.0	10	0	0	12	7	0	36	1	4
330	**	SUMMIT DESIGN AND ENGINEERING PLLC, Hillsborough, N.C.	EA	48.5	0.0	17	0	0	1	0	0	82	0	0
331	342	WALDEMAR S. NELSON AND CO. INC., New Orleans, La.	EA	48.3	12.7	2	0	2	0	1	70	0	1	0
332	297	THOMPSON ENGINEERING, Mobile, Ala.	EA	48.0	0.5	7	4	5	1	1	29	48	3	0
333	339	DANNENBAUM ENGINEERING CORP., Houston, Texas	E	47.9	0.0	0	0	0	36	12	0	35	0	0
334	**	T2 UTILITY ENGINEERS, Indianapolis, Ind.†	E	47.5	0.0	5	0	5	5	0	5	80	0	0
335	306	PROFESSIONAL ENGINEERING CONSULTANTS PA, Wichita, Kan.	E	47.5	0.0	39	13	6	9	4	10	20	0	0
336	337	MSA PROFESSIONAL SERVICES, Baraboo, Wis.	EA	47.1	0.0	10	0	0	21	29	0	34	5	0
337	345	COLLINS ENGINEERS INC., Chicago, Ill.	E	47.1	0.4	6	0	0	0	1	1	91	0	0
338	406	LOCHMUELLER GROUP INC., Evansville, Ind.	E	46.9	0.0	0	0	0	1	9	0	69	0	0
339	**	ALFATECH CONSULTING ENGINEERS INC., San Jose, Calif.†	E	46.6	0.0	100	0	0	0	0	0	0	0	0
340	348	DAVIS PARTNERSHIP ARCHITECTS, Denver, Colo.	A	46.6	0.0	100	0	0	0	0	0	0	0	0
341	351	HILLIS-CARNES ENGINEERING ASSOCIATES INC., Annapolis Junction, Md.	E	46.5	0.0	100	0	0	0	0	0	0	0	0
342	344	BHDP ARCHITECTURE, Cincinnati, Ohio†	A	46.2	0.4	87	8	0	0	0	0	0	0	0
343	362	MARTIN/MARTIN INC., Lakewood, Colo.†	E	45.3	0.6	70	10	0	3	6	0	8	0	1
344	356	WILSON ASSOCIATES, Dallas, Texas	A	45.0	0.0	100	0	0	0	0	0	0	0	0
345	343	ON-BOARD ENGINEERING CORP., East Windsor, N.J.	EC	44.3	7.0	7	14	4	0	0	72	3	0	0
346	378	MANHARD CONSULTING LTD., Lincolnshire, Ill.†	E	44.1	0.0	91	0	0	1	4	0	4	0	0
347	371	RATIO, Indianapolis, Ind.†	A	44.0	5.5	100	0	0	0	0	0	0	0	0
348	363	MBH ARCHITECTS, Alameda, Calif.	A	44.0	2.8	100	0	0	0	0	0	0	0	0
349	300	LANDRUM & BROWN INC., Cincinnati, Ohio†	AP	43.8	13.5	1	0	0	0	0	0	99	0	0
350	360	BINKLEY & BARFIELD INC., Houston, Texas†	E	43.8	0.0	16	0	12	8	11	0	26	0	7

#83

GRESHAM SMITH is designer of Nashville Yards, a \$2-billion, 5-million-sq-ft development on 16 acres of railroad yards in Nashville, Tenn.

RANK 2020	RANK 2019	FIRM	FIRM TYPE	2019 REVENUE \$ MIL.		GENERAL BUILDING	MANUFACTURING	POWER	WATER SUPPLY	SEWER / WASTE	INDUS. / PETROLEUM	TRANSPORTATION	HAZARDOUS WASTE	TELECOM
				TOTAL	INT'L									
351	361	GEOCON, San Diego, Calif.	GE	43.7	0.0	70	4	0	3	1	4	16	0	1
352	390	C.H. FENSTERMAKER & ASSOCIATES LLC, Lafayette, La.	E	43.3	0.0	0	0	0	0	1	77	22	0	0
353	355	LIONAKIS, Sacramento, Calif.	AE	43.2	0.0	100	0	0	0	0	0	0	0	0
354	**	ARM GROUP ENTERPRISES INC., Hershey, Pa.†	E	43.2	0.0	27	1	1	6	47	16	1	0	1
355	412	MCADAMS, Durham, N.C.	E	43.1	0.0	95	0	5	0	0	0	0	0	0
356	374	WRIGHT-PIERCE, Topsham, Maine	E	43.0	0.1	0	0	0	26	72	0	2	0	0
357	357	JORDAN & SKALA ENGINEERS, Norcross, Ga.	E	43.0	0.0	100	0	0	0	0	0	0	0	0
358	**	RBB ARCHITECTS INC., Los Angeles, Calif.	A	42.6	0.0	100	0	0	0	0	0	0	0	0
359	359	C&I ENGINEERING, Louisville, Ky.	E	42.5	0.0	0	0	0	0	0	97	0	0	0
360	347	I.C. THOMASSON ASSOCIATES INC., Nashville, Tenn.	E	42.5	0.0	76	1	7	0	0	7	7	0	1
361	321	WD PARTNERS, Dublins, Ohio†	AE	42.4	3.7	100	0	0	0	0	0	0	0	0
362	386	AI ENGINEERS INC., Middletown, Conn.	E	42.2	0.0	18	0	6	8	6	0	62	0	0
363	383	SPEC SERVICES INC., Fountain Valley, Calif.†	E	42.1	0.0	0	0	0	1	1	94	4	0	0
364	333	MITHUN, Seattle, Wash.	A	42.0	0.0	100	0	0	0	0	0	0	0	0
365	301	D&B ENGINEERS AND ARCHITECTS PC, Woodbury, N.Y.	EA	42.0	0.0	0	0	0	14	58	0	6	22	0
366	379	SUNRISE ENGINEERING INC., Fillmore, Utah	E	41.9	0.0	18	0	1	19	5	23	9	0	0
367	335	NAC ARCHITECTURE, Spokane, Wash.	A	41.5	0.3	100	0	0	0	0	0	0	0	0
368	329	TREANORHL, Lawrence, Kan.	A	41.5	1.0	95	4	0	0	0	0	1	0	0
369	388	BALA CONSULTING ENGINEERS, King of Prussia, Pa.	E	41.3	0.0	92	0	0	0	0	0	4	0	4
370	350	BWBR, Saint Paul, Minn.	A	41.2	0.0	90	0	0	0	0	10	0	0	0
371	384	PBS ENGINEERING AND ENVIRONMENTAL INC., Portland, Ore.	E	41.0	0.0	36	5	3	2	6	3	16	27	0
372	381	NILES BOLTON ASSOCIATES, Atlanta, Ga.	A	41.0	0.0	97	0	0	0	0	0	3	0	0
373	455	KW MISSION CRITICAL ENGINEERING, Troy, N.Y.	E	40.9	4.6	0	0	0	0	0	0	0	0	100
374	372	GRAEF, Milwaukee, Wis.	EA	40.7	0.0	47	13	1	7	8	1	23	0	0
375	399	RDG PLANNING & DESIGN, Des Moines, Iowa†	A	40.7	0.0	93	0	0	0	0	0	2	0	0
376	376	T. BAKER SMITH LLC, Houma, La.	E	40.5	0.0	0	0	10	1	0	63	10	0	10
377	466	FFKR ARCHITECTS, Salt Lake City, Utah	A	40.4	0.0	100	0	0	0	0	0	0	0	0
378	394	DEGENKOLB ENGINEERS, San Francisco, Calif.	E	40.0	0.0	100	0	0	0	0	0	0	0	0
379	354	LEIGHTON GROUP INC., Irvine, Calif.†	GE	40.0	0.0	50	3	0	5	5	3	25	10	0
380	413	LHB INC., Duluth, Minn.†	EA	40.0	0.0	50	0	0	1	0	18	20	0	0
381	367	MODJESKI AND MASTERS INC., Mechanicsburg, Pa.	E	40.0	0.7	0	0	0	0	0	0	100	0	0
382	**	TAIT, Santa Ana, Calif.	EA	40.0	0.0	48	0	8	3	8	15	5	0	15
383	364	FROEHLING & ROBERTSON INC., Richmond, Va.	G/ENV	39.8	0.0	100	0	0	0	0	0	0	0	0
384	387	HEAPY, Dayton, Ohio†	E	39.5	0.0	100	0	0	0	0	0	0	0	0
385	393	ADVANTAGE ENGINEERS, Columbia, Md.†	E	39.2	0.0	0	0	0	0	0	0	0	0	100
386	400	GBA (GEORGE BUTLER ASSOCIATES), Lenexa, Kan.†	EA	39.1	0.0	5	0	0	0	17	29	36	3	0
387	431	DES ARCHITECTS + ENGINEERS, Redwood City, Calif.	AE	38.9	0.0	100	0	0	0	0	0	0	0	0
388	353	HUBBELL, ROTH & CLARK INC., Bloomfield Hills, Mich.	EA	38.9	0.0	8	0	2	14	28	0	44	0	0
389	395	STEELMAN PARTNERS, Las Vegas, Nev.†	A	38.9	9.7	100	0	0	0	0	0	0	0	0
390	369	SEPI, Raleigh, N.C.	E	38.8	0.0	5	0	0	1	1	0	94	0	0
391	405	BOSWELL ENGINEERING INC., South Hackensack, N.J.	E	38.4	0.0	5	0	20	3	4	0	66	2	0
392	433	MG ENGINEERING DPC, New York, N.Y.	E	38.4	0.0	100	0	0	0	0	0	0	0	0
393	380	ENGLAND-THIMS & MILLER INC., Jacksonville, Fla.†	E	38.0	0.0	0	0	0	0	0	0	39	0	0
394	**	GENESIS AEC, Blue Bell, Pa.	EA	38.0	0.0	0	0	0	0	0	100	0	0	0
395	392	WALLACE MONTGOMERY & ASSOCIATES LLP, Hunt Valley, Md.	E	38.0	0.0	0	0	0	6	0	0	93	0	0
396	404	CTL ENGINEERING INC., Columbus, Ohio†	EA	38.0	0.0	45	6	4	8	4	2	27	2	2
397	397	MUESER RUTLEDGE CONSULTING ENGINEERS PLLC, New York, N.Y.	E	37.8	1.5	21	10	9	10	10	11	29	0	0
398	432	HOUSTON ENGINEERING INC., Fargo, N.D.	E	37.7	0.0	11	0	0	22	1	0	13	0	0
399	419	WHITNEY BAILEY COX & MAGNANI LLC, Baltimore, Md.	EA	37.7	0.0	26	0	0	2	0	5	67	0	0
400	389	COMMONWEALTH ASSOCIATES INC., Jackson, Mich.	E	37.6	0.0	0	0	100	0	0	0	0	0	0

RANK 2020	RANK 2019	FIRM	FIRM TYPE	2019 REVENUE \$ MIL.		GENERAL BUILDING	MANUFACTURING	POWER	WATER SUPPLY	SEWER / WASTE	INDUS. / PETROLEUM	TRANSPORTATION	HAZARDOUS WASTE	TELECOM
				TOTAL	INT'L									
401	398	MAZZETTI, San Francisco, Calif.	E	37.6	0.0	16	0	0	0	0	0	4	0	8
402	411	JLG ARCHITECTS, Grand Forks, N.D.	A	37.2	0.0	79	0	0	0	1	0	0	0	0
403	418	BEAM, LONGEST & NEFF, Indianapolis, Ind.	E	37.1	0.0	0	0	0	0	14	0	86	0	0
404	458	CESO INC., Miamisburg, Ohio	EA	37.1	0.0	100	0	0	0	0	0	0	0	0
405	294	SHALOM BARANES ASSOCIATES, Washington, D.C.	A	36.9	0.0	100	0	0	0	0	0	0	0	0
406	435	HERBERT, ROWLAND & GRUBIC INC., Harrisburg, Pa.	E	36.6	0.0	20	0	0	15	34	3	28	0	0
407	420	ERDMAN ANTHONY, Rochester, N.Y.	E	36.5	0.0	20	0	0	11	0	0	69	0	0
408	391	KAPUR & ASSOCIATES INC., Milwaukee, Wis.	E	36.5	0.0	4	0	14	2	4	8	64	2	3
409	484	NEWCOMB & BOYD, Atlanta, Ga.	E	36.1	0.2	89	1	0	0	0	0	6	0	5
410	366	CPH INC., Sanford, Fla.	EA	36.1	2.2	28	0	0	21	23	0	11	0	0
411	396	WK DICKSON & CO. INC., Charlotte, N.C.	E	35.9	0.0	7	0	0	21	28	7	25	0	0
412	457	THE LIRO GROUP, Syosset, N.Y.†	EA	35.9	0.0	46	0	0	10	5	0	9	4	15
413	447	RRMM ARCHITECTS, Chesapeake, Va.	A	35.9	0.0	100	0	0	0	0	0	0	0	0
414	385	FXCOLLABORATIVE, New York, N.Y.	A	35.8	0.0	100	0	0	0	0	0	0	0	0
415	**	RDC-S111, Long Beach, Calif.†	A	35.6	0.9	100	0	0	0	0	0	0	0	0
416	461	CRAFTON TULL, Rogers, Ark.	EA	35.5	0.0	26	0	0	1	6	42	23	0	0
417	439	BRIDGEFARMER & ASSOCIATES INC., Dallas, Texas	E	35.0	0.0	0	0	0	0	0	0	100	0	0
418	407	G70, Honolulu, Hawaii	AE	35.0	1.5	100	0	0	0	0	0	0	0	0
419	402	RPS, Houston, Texas	E	35.0	0.0	0	0	0	0	39	0	61	0	0
420	456	VOCON, Cleveland, Ohio	A	35.0	0.0	100	0	0	0	0	0	0	0	0
421	422	BOHANNAN HUSTON INC., Albuquerque, N.M.	E	35.0	0.0	13	0	0	11	11	9	22	0	0
422	448	KRAZAN & ASSOCIATES, Clovis, Calif.	E	35.0	0.0	58	3	4	6	1	5	13	7	3
423	**	RRC POWER & ENERGY LLC, Round Rock, Texas	E	34.8	0.0	0	0	100	0	0	0	0	0	0
424	429	METRIC ENGINEERING INC., Miami, Fla.	E	34.8	0.0	0	0	0	0	0	0	100	0	0
425	436	GRW ENGINEERS INC., Lexington, Ky.†	EA	34.8	0.0	10	0	0	19	29	0	21	0	0
426	408	WENDEL, Williamsville, N.Y.†	AE	34.7	0.0	51	0	0	8	6	0	7	0	0
427	416	RJN GROUP INC., Wheaton, Ill.	E	34.5	0.0	0	0	0	4	96	0	0	0	0
428	451	WITHERSRAVENEL INC., Cary, N.C.†	E	34.4	0.0	48	0	0	6	14	0	12	0	0
429	486	LANIER & ASSOCIATES CONSULTING ENGINEERS INC., New Orleans, La.	E	34.0	1.7	0	0	0	0	0	0	100	0	0
430	426	V3 COS., Woodridge, Ill.†	E	34.0	2.6	41	0	9	7	0	0	39	0	0
431	415	ESG ARCHITECTURE & DESIGN, Minneapolis, Minn.	A	33.9	0.0	100	0	0	0	0	0	0	0	0
432	430	DEKKER/PERICH/SABATINI LTD., Albuquerque, N.M.†	AE	33.7	0.0	100	0	0	0	0	0	0	0	0
433	**	PLUMMER ASSOCIATES INC., Fort Worth, Texas	E	33.2	0.0	0	0	0	36	56	0	0	0	8
434	423	MACKAY & SOMPS CIVIL ENGINEERS INC., Pleasanton, Calif.	E	33.0	0.0	0	0	0	0	0	0	0	0	0
435	410	BOULDER ASSOCIATES, Boulder, Colo.	A	32.9	0.0	100	0	0	0	0	0	0	0	0
436	496	HVJ ASSOCIATES, Houston, Texas	E	32.8	0.0	3	0	0	8	6	0	77	0	0
437	421	CUHACI & PETERSON ARCHITECTS, ENGINEERS & PLANNERS, Orlando, Fla.	AE	32.7	0.0	100	0	0	0	0	0	0	0	0
438	**	MARMON MOK ARCHITECTURE, San Antonio, Texas	A	32.7	0.0	100	0	0	0	0	0	0	0	0
439	**	SMALLWOOD, Atlanta, Ga.	A	32.7	5.1	100	0	0	0	0	0	0	0	0
440	401	STG DESIGN, Austin, Texas	A	32.6	0.0	100	0	0	0	0	0	0	0	0
441	450	GEOTECHNOLOGY INC., St. Louis, Mo.	GE	32.5	0.0	40	6	3	7	6	1	30	2	0
442	437	STEWART, Raleigh, N.C.	E	32.5	1.0	75	0	0	0	6	0	19	0	0
443	491	THE YATES COS. INC., Philadelphia, Miss.†	EA	32.4	0.0	2	0	0	0	0	98	0	0	0
444	467	BETA GROUP INC., Lincoln, R.I.	E	32.2	0.0	0	0	0	5	23	0	56	0	0
445	409	BERMELLO AJAMIL & PARTNERS INC., Miami, Fla.	AE	32.0	5.5	30	0	0	1	1	0	68	0	0
446	454	KS ENGINEERS PC, Newark, N.J.	E	32.0	0.0	0	0	0	0	0	0	100	0	0
447	368	WIGHT & CO., Darien, Ill.	AE	32.0	0.7	82	0	0	0	0	0	15	0	1
448	428	GOETTSCHE PARTNERS, Chicago, Ill.	A	31.9	15.3	100	0	0	0	0	0	0	0	0
449	471	REBEL DESIGN+GROUP, Marina Del Rey, Calif.	A	31.7	12.5	0	0	0	0	0	0	0	0	0
450	443	MERRIMAN ANDERSON/ARCHITECTS INC., Dallas, Texas†	A	31.6	0.0	67	5	0	0	0	0	0	0	0

#130

SSOE GROUP is the architect and engineer of record for the 820,000-sq-ft Lucid Motors electric vehicle factory in Casa Grande, Ariz.

RANK 2020	RANK 2019	FIRM	FIRM TYPE	2019 REVENUE \$ MIL.		GENERAL BUILDING	MANUFACTURING	POWER	WATER SUPPLY	SEWER / WASTE	INDUS. / PETROLEUM	TRANSPORTATION	HAZARDOUS WASTE	TELECOM
				TOTAL	INT'L									
451	442	CTL I THOMPSON INC., Centennial, Colo.†	E	31.4	0.5	91	4	0	3	0	0	2	0	0
452	**	COSTELLO INC., Houston, Texas†	E	31.4	0.0	0	0	0	4	4	0	10	0	0
453	453	GRIMM + PARKER ARCHITECTS, Calverton, Md.†	A	31.3	0.0	100	0	0	0	0	0	0	0	0
454	459	LRK INC., Memphis, Tenn.	A	31.2	0.1	100	0	0	0	0	0	0	0	0
455	438	THE GATEWAY ENGINEERS INC., Pittsburgh, Pa.	E	31.1	0.0	32	0	29	3	26	4	6	0	0
456	464	HULL & ASSOCIATES LLC, Dublin, Ohio	E	31.0	0.0	8	5	12	2	14	18	8	30	3
457	444	LORING CONSULTING ENGINEERS INC., New York, N.Y.	E	31.0	1.0	74	0	0	0	0	0	0	0	2
458	**	MCCLURE ENGINEERING, Clive, Iowa	E	31.0	0.0	29	0	0	13	13	0	26	0	0
459	482	ARORA ENGINEERS INC., Chadds Ford, Pa.	E	30.9	0.0	6	0	0	0	0	0	94	0	0
460	**	KAHLER SLATER, Milwaukee, Wis.†	A	30.9	0.1	100	0	0	0	0	0	0	0	0
461	445	WDG ARCHITECTURE, Washington, D.C.	A	30.8	0.0	100	0	0	0	0	0	0	0	0
462	427	ARRAY ARCHITECTS, Conshohocken, Pa.	A	30.7	0.0	100	0	0	0	0	0	0	0	0
463	473	TOWERPINKSTER, Kalamazoo, Mich.	AE	30.7	0.0	95	5	0	0	0	0	0	0	0
464	480	SOUDER, MILLER & ASSOCIATES, Albuquerque, N.M.†	E	30.2	0.0	19	0	0	32	28	6	8	8	0
465	468	GFF INC., Dallas, Texas	A	30.1	0.0	100	0	0	0	0	0	0	0	0
466	314	KENDALL/HEATON ASSOCIATES INC., Houston, Texas	A	30.1	0.0	100	0	0	0	0	0	0	0	0
467	465	MACGREGOR ASSOCIATES ARCHITECTS INC., Atlanta, Ga.	A	30.1	0.0	87	0	0	0	0	0	0	0	13
468	382	ADRIAN SMITH + GORDON GILL ARCHITECTURE, Chicago, Ill.	A	30.0	27.9	100	0	0	0	0	0	0	0	0
469	**	CSO, Indianapolis, Ind.	A	30.0	0.0	98	2	0	0	0	0	0	0	0
470	463	HBG DESIGN, Memphis, Tenn.	A	30.0	0.0	100	0	0	0	0	0	0	0	0
471	**	OSBORN ENGINEERING, Cleveland, Ohio	EA	30.0	0.5	62	6	0	10	14	0	5	0	4
472	489	HIGHLAND ASSOCIATES LTD., New York, N.Y.†	AE	29.9	0.6	59	6	1	0	0	0	1	0	33
473	498	HASTINGS ARCHITECTURE LLC, Nashville, Tenn.	A	29.9	0.0	100	0	0	0	0	0	0	0	0
474	478	UNITED CONSULTING, Indianapolis, Ind.	E	29.8	0.0	0	0	0	5	7	0	88	0	0
475	460	MCPMAHON ASSOCIATES INC., Neenah, Wis.†	EA	29.8	0.0	19	3	2	6	42	10	13	0	0
476	425	GSBS ARCHITECTS, Salt Lake City, Utah†	A	29.6	0.0	100	0	0	0	0	0	0	0	0
477	**	VCBO ARCHITECTURE, Salt Lake City, Utah	A	29.6	0.0	100	0	0	0	0	0	0	0	0
478	479	THE EADS GROUP INC., Altoona, Pa.	EA	29.4	0.0	6	0	5	21	26	8	32	0	0
479	477	JONES EDMUNDS & ASSOCIATES INC., Gainesville, Fla.†	E	29.3	0.0	4	0	0	20	41	0	30	0	0
480	316	GP STRATEGIES CORP., Columbia, Md.†	EC	29.2	14.1	0	100	0	0	0	0	0	0	0
481	**	BASKERVILL, Richmond, Va.	AE	29.1	0.3	93	7	0	0	0	0	0	0	0
482	500	SANBORN, HEAD & ASSOCIATES INC., Concord, N.H.	E	29.1	1.8	35	0	10	0	24	0	0	30	0
483	434	GBBN, Cincinnati, Ohio	A	28.7	3.8	100	0	0	0	0	0	0	0	0
484	**	BOKA POWELL, Dallas, Texas	A	28.7	0.0	100	0	0	0	0	0	0	0	0
485	449	GUERNSEY, Oklahoma City, Okla.	EA	28.6	0.0	35	0	44	8	1	0	7	3	0
486	424	PRIMERA ENGINEERS LTD., Chicago, Ill.	EA	28.6	0.0	23	0	50	0	0	0	27	0	0
487	499	E.L. ROBINSON ENGINEERING CO., Charleston, W.Va.†	E	28.4	0.0	0	0	0	12	12	9	63	0	0
488	497	PND ENGINEERS INC., Anchorage, Alaska	E	28.3	0.3	11	0	0	0	0	0	89	0	0
489	476	PCI SKANSKA INC., Evansville, Ind.	EA	28.2	0.0	1	6	38	0	0	54	0	0	0
490	462	DAHLIN GROUP ARCHITECTURE PLANNING, Pleasanton, Calif.	AP	28.0	0.5	96	0	0	0	0	0	0	0	0
491	441	LAMP RYNEARSON INC., Omaha, Neb.	E	28.0	0.0	52	0	0	9	16	14	9	0	0
492	492	CDG ENGINEERS & ASSOCIATES INC., Andalusia, Ala.	E	28.0	0.0	0	4	7	4	8	57	15	0	0
493	**	GGLO, Seattle, Wash.	AL	27.8	0.5	100	0	0	0	0	0	0	0	0
494	**	CAMERON ENGINEERING & ASSOCIATES LLP, Woodbury, N.Y.	EA	27.7	0.0	14	2	0	2	30	0	15	0	0
495	**	ALLIANCE, Minneapolis, Minn.	A	27.6	0.0	100	0	0	0	0	0	0	0	0
496	**	FRENCH & PARRELLO ASSOCIATES, Wall Township, N.J.	E	27.2	0.0	49	0	5	4	4	1	18	0	18
497	377	INTEGRUS ARCHITECTURE PS, Spokane, Wash.	AE	27.1	0.0	100	0	0	0	0	0	0	0	0
498	**	SCHMIDT ASSOCIATES, Indianapolis, Ind.	AE	27.0	0.0	100	0	0	0	0	0	0	0	0
499	**	TEECOM, Oakland, Calif.	EA	27.0	1.5	32	0	0	0	0	0	2	0	57
500	**	FGM ARCHITECTS INC., Oak Brook, Ill.	A	26.9	0.0	100	0	0	0	0	0	0	0	0

Where To Find the Top 500

FIRM	RANK	FIRM	RANK	FIRM	RANK	FIRM	RANK
A		CHA Consulting Inc.	50	FGM Architects Inc.	500	Hull & Associates LLC	456
Advantage Engineers	385	Civil & Environmental Consultants Inc.	99	Fishbeck	228	Humphreys & Partners Architects	221
AECOM	2	Clark Nexsen	179	Flad Architects	165	Hunt, Guillot & Associates LLC	319
Aegion Corp.	70	CMTA Inc.	280	Foth Cos.	97	HVJ Associates	436
Affiliated Engineers Inc.	117	CO Architects	297	Freese and Nichols Inc.	91		
AI Engineers Inc.	362	Cobb, Fendley & Associates Inc.	176	French & Parrello Associates	496	I	
AKRF Inc.	218	Coffman Engineers Inc.	164	Froehling & Robertson Inc.	383	IBI Group Inc.	44
AlfaTech Consulting Engineers Inc.	339	Collins Engineers Inc.	337	Fugro USA Holding Inc.	45	IMEG Corp.	84
Alliance	495	Commonwealth Associates Inc.	400	Fuss & O'Neill Inc.	307	Infrastructure Consulting & Engineering, PLLC	252
Alpha Testing Inc.	302	Conсор Engineers LLC	125	FXCollaborative	414	Integral Group	181
American Structurepoint	169	Cooper Carry	180			Integrus Architecture, PS	497
Anvil Corp.	215	Core States Group	255	G		Intertek-PSI	15
AO Architects	191	Corgan	82	G70	418	IPS-Integrated Project Services LLC	115
Arcadis North America/ Callison RTKL	13	Costello Inc.	452	GAI Consultants Inc.	116	ISG	321
Ardurra Group Inc.	263	COWI North America	235	Gannett Fleming	33		
ARM Group Enterprises Inc.	354	CP&Y Inc.	217	Garver	122	J	
Arora Engineers Inc.	459	CPH Inc.	410	The Gateway Engineers Inc.	455	Jacobs	1
Arquitectonica	269	CPL - Rochester	277	GBA (George Butler Associates)	386	Jaros, Baum & Bolles	237
Array Architects	462	Crafton Tull	416	GBBN	483	JCJ Architecture	283
Arup	39	Crawford, Murphy & Tilly Inc.	238	GEI Consultants Inc.	88	Jensen Hughes	112
Atwell LLC	121	CRB	107	Genesis AEC	394	JLG Architects	402
Ayers Saint Gross	300	CSO	469	Genuler	10	Johnson, Mirmiran & Thompson Inc. (JMT)	52
Ayres	329	CTL Engineering Inc.	396	Geocon	351	Jones Edmunds & Associates Inc.	479
		CTL Thompson Inc.	451	GeoEngineers Inc.	240	Jones I Carter	158
B		Cuhaci & Peterson Architects, Engineers and Planners	437	Geo-Logic Associates Inc.	290	Jordan & Skala Engineers	357
Michael Baker International	31	Cunningham Group Architecture Inc.	189	Geosyntec Consultants	46	J-U-B Engineers Inc.	278
Bala Consulting Engineers	369	Cushing Terrell	241	Geotechnology Inc.	441		
Ballinger	308			GFF Inc.	465	K	
Barge Design Solutions	161	D		GGLO	493	Kahler Slater	460
Barr Engineering Co.	100	D&B Engineers and Architects PC	365	Ghadari Associates LLC	146	Kapur & Associates Inc.	408
Bartlett & West Inc.	314	Dahlin Group Architecture Planning	490	GHD Inc.	26	KBR Inc.	3
Barton & Loguidice DPC	316	Leo A Daly	104	Goettsch Partners	448	KCI Technologies Inc.	54
Baskerville	481	D'Amato Conversano Inc., dba DCI Engineers	312	Golder	18	Kendall/Heaton Associates Inc.	466
Baxter & Woodman Inc.	326	Dannenberg Engineering Corp.	333	Goodwyn, Mills and Cawood Inc.	223	Kennedy/Jenks Consultants Inc.	209
BCC Engineering Inc.	201	Davis Partnership Architects	340	GP Strategies Corp.	480	Kiewit Corp.	23
Beam, Longest & Neff	403	Day & Zimmermann	239	GPD Group	141	Kimley-Horn	17
Bechtel	19	Degenkolb Engineers	378	GRAEF	374	Kirksey Architects Inc.	273
The Beck Group	295	Dekker/Perich/Sabatini Ltd.	432	Greeley and Hansen	193	Klisinger Campo & Associates Corp.	286
Alfred Benesch & Co.	119	Dennis Group	227	HR Green Inc.	204	Kleinfelder	63
Bergmann	232	DES Architects + Engineers	387	GreenbergFarrow	327	KLJ	160
Bermello Ajamil & Partners Inc.	445	DeSimone Consulting Engineers	315	Greenman-Pedersen Inc. (GPI)	64	Kohn Pedersen Fox Associates PC	79
BETA Group Inc.	444	Dewberry	36	Gresham Smith	83	KPFF Consulting Engineers	80
Beyer Blinder Belle, Architects and Planners LLP	256	DGA planning architecture interiors	322	Grimm + Parker Architects	453	Krazan & Associates	422
BGE Inc.	123	WK Dickson & Co. Inc.	411	GRW Engineers Inc.	425	KS Engineers PC	446
BHDP Architecture	342	DLR Group	61	GSBS Architects	476	KTGY Architecture + Planning	188
Binkley & Barfield Inc.	350	DLZ Corp.	129	Guernsey	485	kW Mission Critical Engineering	373
BKF Engineers	138	DOWL	202	Gulf Interstate Engineering Co.	71		
BL Cos. Inc.	254	DRAPER ADEN ASSOCIATES INC.	320	GZA	110	L	
Black & Veatch	11	DRMP Inc.	213			LaBella Associates, D.P.C.	173
Bohannon Huston Inc.	421	E		H2M architects + engineers	226	Lamp Pymerson Inc.	491
BOKA Powell	484	E4H Environments for Health Architecture	304	Haley & Aldrich Inc.	124	Landrum & Brown Inc.	349
Bolton & Menk Inc.	155	EA Engineering, Science, and Technology Inc. PBC	145	Half Associates Inc.	106	LANGAN	53
Boswell Engineering Inc.	391	The EADS Group Inc.	478	Hanson Professional Services Inc.	172	Lanier & Associates Consulting Engineers Inc.	429
Boulder Associates	435	ECS	69	Hardesty & Hanover LLC	152	Larson Design Group Inc.	282
Bowman Consulting Group	154	Electrical Consultants Inc.	174	Hargrove Engineers + Constructors	47	Leidos	21
BR+A Consulting Engineers	182	Elkus Manfredi Architects	196	Hart Howerton	313	Leighton Group Inc.	379
Braun Intertec Corp.	98	EMH&T	281	Haskell	184	LHB Inc.	380
Bridgefarmer & Associates Inc.	417	EN Engineering LLC	66	Hastings Architecture LLC	473	T.Y. Lin International	38
Brown and Caldwell	40	ENERCON	87	Hazen and Sawyer	56	Lionakis	353
BRPH Architects Engineers Inc.	231	England-Thims & Miller Inc.	393	HBG Design	470	The LiRo Group	412
BSA LifeStructures	324	EnSafe Inc.	259	HBK Engineering LLC	247	Little Diversified Architectural Consulting Inc.	270
Burgess & Niple Inc.	225	Erdman Anthony	407	HDR	6	LJA Engineering	65
The Burke Group Ltd.	170	ESD	208	HEP	384	LMN Architects	289
Burns & McDonnell	9	ESG Architecture & Design	431	HED	162	Lochnermueller Group Inc.	338
Burns Engineering Inc.	262	ESP Associates Inc.	288	Henderson Engineers Inc.	137	H.W. Lochner Inc.	126
Burrow Global LLC	195	EUA (Eppstein Uhen Architects Inc.)	267	Herbert, Rowland & Grubic Inc.	406	Loring Consulting Engineers Inc.	457
BWBIR	370	David Evans Enterprises Inc.	102	HGA	114	LPA Inc.	167
		EwingCole	178	Highland Associates Ltd.	472	LRK Inc.	454
C		EXP	30	Hillis-Carnes Engineering Associates Inc.	341	LS3P	197
C&J Engineering	359	EYP Architecture & Engineering	132	HKS	42		
Cameron Engineering & Associates LLP	494			HLW	293	M	
CannonDesign	67	F		HMC Architects	153	Macgregor Associates Architects Inc.	467
Cardno Inc.	49	Farnsworth Group Inc.	205	HNTB Cos.	14	MacKay & Somp's Civil Engineers Inc.	434
Carollo Engineers Inc.	51	Fehr & Peers	257	HOK	35	Manhard Consulting, Ltd.	346
CDG Engineers & Associates Inc.	492	C. H. Fenstermaker & Associates LLC	352	Hord Coplan Macht	200	The Mannik & Smith Group Inc.	291
CDI Engineering Solutions	144	Fentress Architects	310	Horrocks Engineers	157	Marmor Mok Architecture	438
CDM Smith	25	FFKR Architects	377	Houston Engineering Inc.	398		
Century Engineering Inc.	206			Hubbell, Roth & Clark Inc.	388		
CEISO Inc.	404			Huckabee	203		
				Huitt-Zollars Inc.	168		

FIRM	RANK	FIRM	RANK	FIRM	RANK	FIRM	RANK				
Martin/Martin Inc.	343	Murraysmith	258	Parkhill, Smith & Cooper Inc.	249	RCM Technologies Inc.	251				
Maser Consulting P.A.	108	N		Parsons	12	RDC-S111	415				
Matrix Technologies Inc.	305			Partner Engineering and Science Inc.	140	RDG Planning & Design	375				
Mazzetti	401			Patrick Engineering Inc.	242	Rebel Design+Group	449				
MBH Architects	348			PBK	134	Remington & Vernick Engineers Inc.	279				
McAdams	355			PBS Engineering and Environmental Inc.	371	Retfew Associates Inc.	264				
McClure Engineering	458			PCI Skanska Inc.	489	RJN Group Inc.	427				
McCormick Taylor Inc.	192			Pennoni	96	RK&K	62				
McKim & Creed Inc.	148			Perkins and Will	28	RMA Group	287				
McLaren Engineering Group	328			Perkins Eastman	60	RMF Engineering Inc.	274				
McMahon Associates Inc.	475			PGAL	81	E.L. Robinson Engineering Co.	487				
McMillan Pazdan Smith LLC	296	Niles Bolton Associates	372	Ross & Baruzzini Inc.	261						
ME Engineers	211	Ninyo & Moore Geotechnical and Environmental Sciences Consultants	219	RPS	419						
Mead & Hunt Inc.	111	NORR	150	RRC Power & Energy LLC	423						
Merrick & Co.	143	NOVA Engineering & Environmental LLC	301	RRMM Architects	413						
Merriman Anderson/Architects Inc.	450	NV5 Global Inc.	27	RS&H Inc.	48						
Mesa Associates Inc.	151	O		PRIME AE Group Inc.	246	S					
Metric Engineering Inc.	424			Primera Engineers, Ltd.	486						
MG Engineering DPC	392			Primoris	190						
MG2	250			Professional Engineering Consultants, P.A.	335						
Middough Inc.	199			PS&S	303						
Mithun	364			Psomas	149						
Modjeski and Masters Inc.	381			Q				S&B Engineers and Constructors, Ltd., and affiliates	24		
Moffatt & Nichol	92							Quinn Evans	318	S&ME Inc.	105
Moody Nolan	271							R		Salas O'Brien	147
Morrison Hershfield	128			Raba Kistner Inc.	171					SAM LLC	93
Morrison-Maierle Inc.	317	RATIO	347	Sanborn, Head & Associates Inc.	482						
Moseley Architects	233	RBB Architects Inc.	358	Sargent & Lundy	37						
Mott MacDonald	29			Sasaki	243						
ms consultants Inc.	325			Schmidt Associates	498						
MSA Professional Services	336			Schnabel Engineering	222						
Mueser Rutledge Consulting Engineers PLLC	397			SCS Engineers	74						
				SEPI	390						
				Shalom Baranes Associates	405						

Learn & Earn

Earn PDHs at ce.enr.com



Photo courtesy of RSMeans Data from Gordian

Building Better Cost Estimates

Achieving greater accuracy by filling your estimating toolbox

Sponsored by Gordian

Credit: 1 PDH; 1 AIA LU/Elective; 0.1 IACET CEU

Earn all of your continuing education credits free online through *Engineering News-Record's* Continuing Education Center at ce.enr.com.



This article is approved by the American Institute of Architects to earn continuing education credit and also qualifies for one Professional Development Hour (PDH). BNP Media has met the standards and requirements of the Registered Continuing Education Program. Credit earned on completion of this program will be reported to RCEP.net. Certificates of Completion will be issued to all participants via the RCEP.net online system. As such, it does not include content that may be deemed or construed to be an approval or endorsement by the RCEP. Just read the article and complete the short quiz to earn your credit. Most states now accept AIA credits for engineers' requirements. Check your state licensing board for all laws, rules and regulations to confirm.

You can access this and many other continuing education courses on the Engineering + Mechanical Systems Continuing Education Center at ce.enr.com.

Where To Find the Top 500

FIRM	RANK	FIRM	RANK	FIRM	RANK	FIRM	RANK						
Shannon & Wilson Inc.	229	SYSTRA USA	299	Twining Inc.	272	Westwood Professional Services	127						
Shepley Bulfinch	311	T		U		WGI Inc.	187						
Shive-Hattery	268					T&M Associates	260	United Consulting	474	Whitman, Reardon and Associates LLP	109		
Short-Elliott-Hendrickson Inc.	139					T2 Utility Engineers	334	Universal Engineering Sciences	175	Whitney Bailey Cox & Magnani LLC	399		
Simpson Gumpertz & Heger	113					TAIT	382	UniversalPegasus International	59	Wight & Co.	447		
Skidmore, Owings & Merrill	43					Tectonic Engineering Consultants, Geologists & Land Surveyors DPC	177	V		Willey/Wilson	292		
The S/L/A/M Collaborative	306					TEECOM	499			Willdan	41	Wilson & Co. Inc., Engineers & Architects	207
Smallwood	439					Terracon Consultants Inc.	22			Wilson Associates	344	Wiss, Janney, Elstner Associates	103
SME	284					Tetra Tech Inc.	4			WithersRavenel Inc.	428	Wold Architects Inc.	253
Adrian Smith + Gordon Gill Architecture	468					I.C. Thomasson Associates Inc.	360			Wood	5	Wood Rodgers Inc.	275
Smith Seckman Reid Inc.	198					A. Morton Thomas and Associates Inc.	220			Woodard & Curran	68	Woolpert Inc.	72
T. Baker Smith LLC	376	Mark Thomas	309	Wright-Pierce	356	WSB	210						
SmithGroup	58	Thompson Engineering	332	WSP USA	7	XYZ							
SNC-Lavalin Inc.	16	Thornton Tomasetti	57	Wunderlich-Malec Engineering Inc.	183								
Solomon Cordwell Buenz (SCB)	216	The Thrasher Group Inc.	214	W									
Souder, Miller & Associates	464	Tighe & Bond Inc.	224					Wade Trim	212				
SPEC Services Inc.	363	Timmons Group	159					Walker Parking Consultants/Engineers Inc.	236				
SRF Consulting Group Inc.	298	TKDA	285					Wallace Montgomery & Associates LLP	395				
SSOE Group	130	TLC Engineering Solutions Inc.	244					Walter P. Moore	135				
Stanley Consultants Cos. Inc.	89	Tolunay-Wong Engineers Inc.	276					Ware Malcomb	136				
Stantec Inc.	8	Tower Engineering Professionals	133					WATG	194				
Steelman Partners	389	TowerPinkster	463					WD Partners	361				
Robert A.M. Stern Architects	234	TPG Architecture LLP	265			WDG Architecture	461						
Stewart	442	TransCore	101			Wendel	426						
STG Design	440	TranSystems	85	Weston & Sampson	131								
Strand Associates Inc.	185	TRC Cos.	20			The Yates Cos. Inc.	443						
STUDIOS architecture	186	TreanorHL	368			Zachry Group	75						
STV Group Inc.	32	tvdesign	248			ZGF Architects LLP	86						
Summit Design and Engineering PLLC	330												
Sunrise Engineering Inc.	366												
SWCA Environmental Consultants	120												
Syska Hennessy Group	156												

ENR Videos

INFORMATIVE & ENGAGING

Watch anytime and anywhere from:

ENR.com/VIDEOS

Where the 2020 Top 500 Design Firms Worked

Region Country Company

A. NORTH AMERICA

CANADA

Adrian Smith + Gordon Gill Architecture
AECOM
Aegion Corp.
Affiliated Engineers Inc.
American Bridge Co.
Anvil Corp.
Arcadis North America/Callison RTKL
Ardurra Group Inc.
Arquitectonica
Arup
Barge Design Solutions
Barr Engineering Co
Bechtel
Bergmann
Bermello Ajamil & Partners Inc.
Beyer Blinder Belle, Architects and Planners LLP
BHDP Architecture
BL Cos. Inc.
Black & Veatch
Burns & McDonnell
CannonDesign
Cardno Inc.
CDM Smith
CHA Consulting Inc.
Civil & Environmental Consultants Inc.
Clark Nexsen
Coffman Engineers Inc.
Collins Engineers Inc.
Conсор Engineers LLC
Core States Group
Corgan
COWI North America
CRB
CTL/Thompson Inc.
Cushing Terrell
D'Amato Conversano Inc, dba DCI Engineers
Dennis Group
DeSimone Consulting Engineers
DLR Group
Dunham Associates
ENERCON
EnSafe Inc.
EXP
FFKR Architects
Flad Architects
Fugro USA Holding Inc.,
Fuss & O'Neill Inc.
Gannett Fleming
GEI Consultants Inc.
Gensler
GeoEngineers Inc.
Geosyntec Consultants
GGLO

Region Country Company

Ghafari Associates LLC
GHD Inc.
Golder
GP Strategies Corp.
GreenbergFarrow
Gulf Interstate Engineering Co.
Hanson Professional Services Inc.
Hardesty & Hanover LLC
Hart Howerton
Hazen and Sawyer
HDR
HED
Henderson Engineers Inc.
HGA
Highland Associates LTD
Hixson Architecture, Engineering, Interiors
HKS
HMFH Architects Inc.
HNTB Cos.
HOK
Humphreys & Partners Architects
IMEG Corp.
Integral Group
IPS-Integrated Project Services LLC
Jacobs
Jaros, Baum & Bolles
Jensen Hughes
Kahler Slater
Karn Charuhas Chapman & Twohey, PC
KBR Inc.
Kiewit Corp.
Kimley-Horn
Kleinfelder
Kohn Pedersen Fox Associates PC
KPFF Consulting Engineers
kW Mission Critical Engineering
Landrum & Brown Inc.
LANGAN
Leidos
Little Diversified Architectural Consulting Inc.
LJB Inc.
Loring Consulting Engineers Inc.
LRK Inc.
Macgregor Associates Architects Inc.
Martin/Martin Inc.
Matrix Technologies Inc.
MBH Architects
McDermott International
McLaren Engineering Group
ME Engineers
Merrick & Co.
MG2
Modjeski and Masters Inc.
Moffatt & Nichol
Moody Nolan
Morrison Hershfield

Where the 2020 Top 500 Design Firms Worked

Region Country Company

Mott MacDonald
Mueser Rutledge Consulting Engineers PLLC
NELSON Worldwide
Newcomb & Boyd
NORR
NV5 Global Inc.
On-Board Engineering Corp.
Orbital Engineering Inc.
Page
Parsons
Partner Engineering and Science Inc.
Pennoni
Perkins and Will
Perkins Eastman
PND Engineers Inc.
Pond
Populous
Powers Brown Architecture
RCM Technologies Inc.
Rebel Design+Group
Robert A.M. Stern Architects
Ross & Baruzzini Inc.
RPS
Salas O'Brien
Sanborn, Head & Associates Inc.
Sargent & Lundy
Sasaki
Stanley Consultants Inc.
SCS Engineers
Sevan Multi-Site Solutions LLC
Shepley Bulfinch
Simpson Gumpertz & Heger
Skidmore, Owings & Merrill
SmithGroup
Solomon Cordwell Buenz (SCB)
Steelman Partners
STUDIOS architecture
STV Group Inc.
Superior Engineering LLC
Syska Hennessy Group
SYSTRA USA
T.Y. Lin International
TEECOM
Terracon Consultants Inc.
Tetra Tech Inc.
Thornton Tomasetti
Tower Engineering Professionals
TransCore
TreanorHL
UniversalPegasus International
V3 Cos.
Vanderweil Engineers
Waldemar S. Nelson and Co. Inc.
Walker Parking Consultants/Engineers, Inc
Walter P Moore
Ware Malcomb

Region Country Company

WD Partners
WENCK
Wiss, Janney, Elstner Associates
Wood
Wright-Pierce
Wunderlich-Malec Engineering Inc.
ZGF Architects LLP

B. LATIN AMERICA

ARGENTINA

AECOM
Arcadis North America/Callison RTKL
Arquitectonica
Bermello Ajamil & Partners Inc.
Black & Veatch
Cardno Inc.
Gensler
Golder
HOK
Karn Charuhas Chapman & Twohey, PC
KBR Inc.
LANGAN
MBH Architects
McDermott International
Moffatt & Nichol
Mott MacDonald
Salas O'Brien
Sargent & Lundy
Simpson Gumpertz & Heger
Skidmore, Owings & Merrill
T.Y. Lin International
TEECOM
Thornton Tomasetti
WD Partners
Wood

BOLIVIA

AECOM
Arcadis North America/Callison RTKL
COWI North America
Karn Charuhas Chapman & Twohey, PC
KBR Inc.
Sargent & Lundy
T.Y. Lin International
WD Partners
Wiss, Janney, Elstner Associates
Wood

BRAZIL

AECOM
Arcadis North America/Callison RTKL
Arquitectonica
Arup
Barr Engineering Co
Bechtel

Where the 2020 Top 500 Design Firms Worked

Region Country Company

Beyer Blinder Belle, Architects and Planners LLP
Black & Veatch
Burns & McDonnell
Cardno Inc.
Corgan
COWI North America
Davis Brody Bond
Day & Zimmermann
Dennis Group
Farnsworth Group Inc.
Fugro USA Holding Inc.,
Gensler
Geosyntec Consultants
Ghafari Associates LLC
Golder
GSBS Architects
GZA
HGA
HKS
IPS-Integrated Project Services LLC
Jensen Hughes
KBR Inc.
Kohn Pedersen Fox Associates PC
KPF Consulting Engineers
kW Mission Critical Engineering
Landrum & Brown Inc.
LANGAN
MBH Architects
McDermott International
Michael Baker International
Moffatt & Nichol
Mott MacDonald
Mueser Rutledge Consulting Engineers PLLC
NV5 Global Inc.
Perkins and Will
Ross & Baruzzini Inc.
Sargent & Lundy
Simpson Gumpertz & Heger
T.Y. Lin International
TEECOM
Terracon Consultants Inc.
Thornton Tomasetti
Vanderweil Engineers
Waldemar S. Nelson and Co. Inc.
WD Partners
Wood

CHILE

AECOM
Arcadis North America/Callison RTKL
Barr Engineering Co
Bechtel
Black & Veatch
CDM Smith
COWI North America
ECS

Region Country Company

Gensler
Geosyntec Consultants
Golder
HOK
Jensen Hughes
KBR Inc.
Leidos
Macgregor Associates Architects Inc.
MBH Architects
McDermott International
Modjeski and Masters Inc.
Moffatt & Nichol
Mott MacDonald
Sargent & Lundy
Sasaki
Simpson Gumpertz & Heger
Stellar
Thornton Tomasetti
Vanderweil Engineers
WD Partners
Wiss, Janney, Elstner Associates
Wood

COLOMBIA

AECOM
Arcadis North America/Callison RTKL
Arup
Black & Veatch
Burns & McDonnell
CDM Smith
DeSimone Consulting Engineers
ECS
Gannett Fleming
Gensler
Geosyntec Consultants
Ghafari Associates LLC
Golder
GreenbergFarrow
Hazen and Sawyer
HDR
Jensen Hughes
Karn Charuhas Chapman & Twohey, PC
KBR Inc.
KPF Consulting Engineers
Landrum & Brown Inc.
Leidos
MBH Architects
McDermott International
Modjeski and Masters Inc.
Moffatt & Nichol
Mott MacDonald
NELSON Worldwide
Perkins and Will
Perkins Eastman
Sargent & Lundy
Simpson Gumpertz & Heger

Where the 2020 Top 500 Design Firms Worked

Region Country Company

Skidmore, Owings & Merrill
T.Y. Lin International
Thornton Tomasetti
WATG
WD Partners
Wood
Wunderlich-Malec Engineering Inc.

COSTA RICA

AECOM
Arquitectonica
Black & Veatch
Gensler
Golder
Hart Howerton
HKS
Jensen Hughes
Landrum & Brown Inc.
MBH Architects
Mott MacDonald
Mueser Rutledge Consulting Engineers PLLC
Ross & Baruzzini Inc.
SmithGroup
T.Y. Lin International
Thornton Tomasetti
Vanderweil Engineers
Walter P Moore
WD Partners
Wiss, Janney, Elstner Associates

ECUADOR

AECOM
Arcadis North America/Callison RTKL
Arquitectonica
Beyer Blinder Belle, Architects and Planners LLP
Black & Veatch
Day & Zimmermann
Gensler
Golder
Hazen and Sawyer
Jaros, Baum & Bolles
Jensen Hughes
Karn Charuhas Chapman & Twohey, PC
Landrum & Brown Inc.
MBH Architects
Moffatt & Nichol
Mueser Rutledge Consulting Engineers PLLC
NORR
Perkins Eastman
Ross & Baruzzini Inc.
Syska Hennessy Group
T.Y. Lin International
TransCore
Ware Malcomb
Wiss, Janney, Elstner Associates
Wood

Region Country Company

EL SALVADOR

AECOM
Arcadis North America/Callison RTKL
Black & Veatch
Gensler
Golder
Jensen Hughes
LANGAN
Moffatt & Nichol
NV5 Global Inc.
Sargent & Lundy
Thornton Tomasetti
WD Partners

GUATEMALA

AECOM
Arcadis North America/Callison RTKL
Black & Veatch
CHA Consulting Inc.
Day & Zimmermann
DeSimone Consulting Engineers
Gensler
GreenbergFarrow
KBR Inc.
Moffatt & Nichol
Mott MacDonald
Page
Thornton Tomasetti
Ware Malcomb
Wood

GUYANA

EXP
Fugro USA Holding Inc.,
Gensler
Golder
HOK
WATG

HONDURAS

AECOM
Arcadis North America/Callison RTKL
Burns & McDonnell
Day & Zimmermann
Epstein
Gensler
HDR
KBR Inc.
KPFF Consulting Engineers
LANGAN
MBH Architects
McDermott International
Michael Baker International
Moffatt & Nichol
Mott MacDonald

Where the 2020 Top 500 Design Firms Worked

Region Country Company

NV5 Global Inc.
Pond
Simpson Gumpertz & Heger
Terracon Consultants Inc.
Thornton Tomasetti
Wiss, Janney, Elstner Associates
Wood

MEXICO

AECOM
AO Architects
Arcadis North America/Callison RTKL
Arquitectonica
Arup
Barge Design Solutions
Barr Engineering Co
Bermello Ajamil & Partners Inc.
BHDP Architecture
Black & Veatch
Burns & McDonnell
Cardno Inc.
CHA Consulting Inc.
Coffman Engineers Inc.
Corgan
COWI North America
Cushing Terrell
Davis Brody Bond
Dennis Group
DeSimone Consulting Engineers
EN Engineering LLC
EnSafe Inc.
Epstein
Fugro USA Holding Inc.,
Gensler
Geocon
Geosyntec Consultants
Ghafari Associates LLC
Gilbane Building Co.
Golder
GreenbergFarrow
Gulf Interstate Engineering Co.
GZA
Hanson Professional Services Inc.
Hart Howerton
Haskell
Hazen and Sawyer
Henderson Engineers Inc.
HGA
HKS
HOK
Humphreys & Partners Architects
IMEG Corp.
IPS-Integrated Project Services LLC
Jaros, Baum & Bolles
Jensen Hughes
KBR Inc.

Region Country Company

Kiewit Corp.
Kohn Pedersen Fox Associates PC
KPF Consulting Engineers
kW Mission Critical Engineering
LANGAN
Lanier & Associates Consulting Engineers Inc.
Leidos
Little Diversified Architectural Consulting Inc.
Martin/Martin Inc.
Matrix Technologies Inc.
MBH Architects
McDermott International
Merrick & Co.
MG2
Michael Baker International
Moffatt & Nichol
Mott MacDonald
Mueser Rutledge Consulting Engineers PLLC
NELSON Worldwide
Ninyo & Moore Geotechnical and Environmental Sciences Consultants
NV5 Global Inc.
Page
Parsons
Partner Engineering and Science Inc.
Pennoni
Perkins and Will
Perkins Eastman
Populous
Raba Kistner Inc.
Rebel Design+Group
Ross & Baruzzini Inc.
RPS
Salas O'Brien
Sargent & Lundy
Sasaki
SCS Engineers
Shepley Bulfinch
Shimizu North America LLC
Simpson Gumpertz & Heger
Skidmore, Owings & Merrill
Smith Seckman Reid Inc.
Syska Hennessy Group
T.Y. Lin International
Terracon Consultants Inc.
The Beck Group
Thornton Tomasetti
TPG Architecture LLP
Walker Parking Consultants/Engineers, Inc
Walter P Moore
Ware Malcomb
WATG
WD Partners
Wiss, Janney, Elstner Associates
Wood

Where the 2020 Top 500 Design Firms Worked

Region Country Company

NICARAGUA

AECOM
 Arcadis North America/Callison RTKL
 Day & Zimmermann
 HKS
 Karn Charuhas Chapman & Twohey, PC
 Mott MacDonald
 Sargent & Lundy
 Thornton Tomasetti
 Wood

PANAMA

A&P Consulting Transportation Engineers Corp.
 AECOM
 AO Architects
 Arcadis North America/Callison RTKL
 Arup
 BHDP Architecture
 Black & Veatch
 CSA Group
 Cushing Terrell
 Gannett Fleming
 Gensler
 GJT Group
 Golder
 GreenbergFarrow
 Hart Howerton
 Hazen and Sawyer
 Jacobs
 LANGAN
 Leidos
 Merrick & Co.
 Moffatt & Nichol
 Mott MacDonald
 Mueser Rutledge Consulting Engineers PLLC
 Page
 Ross & Baruzzini Inc.
 Sargent & Lundy
 SmithGroup
 T.Y. Lin International
 Thornton Tomasetti
 Walker Parking Consultants/Engineers, Inc
 Walter P Moore
 Ware Malcomb
 WATG
 WD Partners
 Wood
 Wunderlich-Malec Engineering Inc.

PARAGUAY

AECOM
 CHA Consulting Inc.
 HKS
 KPF Consulting Engineers
 Moffatt & Nichol
 Mott MacDonald

Region Country Company

NV5 Global Inc.
 Ross & Baruzzini Inc.
 Steelman Partners
 ZGF Architects LLP

PERU

AECOM
 Arcadis North America/Callison RTKL
 Arquitectonica
 Bechtel
 Black & Veatch
 DeSimone Consulting Engineers
 Gensler
 Geosyntec Consultants
 Golder
 GreenbergFarrow
 Gulf Interstate Engineering Co.
 Kohn Pedersen Fox Associates PC
 LANGAN
 Martin/Martin Inc.
 MBH Architects
 McDermott International
 Moffatt & Nichol
 Mott MacDonald
 Perkins and Will
 Perkins Eastman
 Robert A.M. Stern Architects
 Sasaki
 Sherlock, Smith & Adams
 SmithGroup
 T.Y. Lin International
 Thornton Tomasetti
 TLC Engineering Solutions Inc.
 WD Partners
 Wiss, Janney, Elstner Associates
 Wood

URUGUAY

AECOM
 Arcadis North America/Callison RTKL
 Gensler
 Golder
 Humphreys & Partners Architects
 Jensen Hughes
 Mott MacDonald
 Newcomb & Boyd
 NV5 Global Inc.
 Sargent & Lundy
 SmithGroup
 T.Y. Lin International
 Thornton Tomasetti
 WD Partners
 Wood

VENEZUELA

AECOM

Where the 2020 Top 500 Design Firms Worked

Region Country Company

Simpson Gumpertz & Heger

C. CARIBBEAN ISLANDS

CUBA

*AECOM
Black & Veatch
Burns & McDonnell
Collins Engineers Inc.
Dennis Group
EnSafe Inc.
Gilbane Building Co.
Golder
KPF Consulting Engineers
LANGAN
Michael Baker International
Modjeski and Masters Inc.
Moffatt & Nichol
Newcomb & Boyd
Pond
Stanley Consultants Inc.
Sherlock, Smith & Adams
Terracon Consultants Inc.
Thornton Tomasetti
TLC Engineering Solutions Inc.*

LESSER ANTILLES

Partner Engineering and Science Inc.

PUERTO RICO

*Aegion Corp.
Álvarez-Díaz & Villalón | Architecture & Interior
Design
Arcadis North America/Callison RTKL
Barr Engineering Co
BCC Engineering Inc.
Bermello Ajamil & Partners Inc.
Black & Veatch
CDM Smith
Civil & Environmental Consultants Inc.
Coffman Engineers Inc.
CPH Inc.
CRB
Day & Zimmermann
ECS
Flad Architects
Gensler
Geosyntec Consultants
Golder
GreenbergFarrow
GZA
Hanson Professional Services Inc.
Hart Howerton
HOK
Jensen Hughes
KBR Inc.*

Region Country Company

*Kimley-Horn
LANGAN
McLaren Engineering Group
Merrick & Co.
MG2
Michaud Cooley Erickson
Moffatt & Nichol
Mott MacDonald
Mueser Rutledge Consulting Engineers PLLC
NELSON Worldwide
Newcomb & Boyd
Page
Parsons
Partner Engineering and Science Inc.
Perkins and Will
Perkins Eastman
Pond
RCM Technologies Inc.
Rebel Design+Group
Robert and Co.
Sargent & Lundy
SCS Engineers
Thornton Tomasetti
TLC Engineering Solutions Inc.
Vanderweil Engineers
Waldemar S. Nelson and Co. Inc.
Walker Parking Consultants/Engineers, Inc
Ware Malcomb
WATG
Wiss, Janney, Elstner Associates*

D. EUROPE

ALBANIA

*Beyer Blinder Belle, Architects and Planners LLP
Golder
KPF Consulting Engineers
WATG*

ARMENIA

*AECOM
Golder
Jacobs
Sargent & Lundy*

AUSTRIA

*AECOM
AO Architects
Black & Veatch
CRB
Gensler
Golder
Haley & Aldrich Inc.
Haskell
HOK
Jensen Hughes*

Where the 2020 Top 500 Design Firms Worked

Region Country Company

KBR Inc.
MBH Architects
McDermott International
Merrick & Co.
Perkins and Will
Perkins Eastman
Thornton Tomasetti
WATG
WD Partners
Wood

AZERBAIJAN

AECOM
Arcadis North America/Callison RTKL
Black & Veatch
Day & Zimmermann
Golder
HGA
Jensen Hughes
KBR Inc.
MBH Architects
Merrick & Co.
NELSON Worldwide
Perkins Eastman
Sargent & Lundy
Thornton Tomasetti
Wood

BELARUS

AECOM
Day & Zimmermann
KBR Inc.
MBH Architects
Thornton Tomasetti

BELGIUM

AECOM
Arcadis North America/Callison RTKL
Arquitectonica
Beyer Blinder Belle, Architects and Planners LLP
Black & Veatch
BRPH Architects Engineers Inc.
Coffman Engineers Inc.
Davis Brody Bond
Gensler
Ghafari Associates LLC
Golder
HDR
Jacobs
Jensen Hughes
KBR Inc.
McDermott International
Michael Baker International
Moffatt & Nichol
Mueser Rutledge Consulting Engineers PLLC
Perkins and Will

Region Country Company

Perkins Eastman
Simpson Gumpertz & Heger
Skidmore, Owings & Merrill
SmithGroup
WATG
WD Partners
Wood

BULGARIA

AECOM
Arcadis North America/Callison RTKL
Black & Veatch
Golder
HDR
HKS
KBR Inc.
MBH Architects
McDermott International
WATG
Wood

CROATIA

AECOM
Arcadis North America/Callison RTKL
Black & Veatch
Hanson Professional Services Inc.
Jensen Hughes
KBR Inc.
WATG

CZECH REP.

AECOM
Arcadis North America/Callison RTKL
EN Engineering LLC
EnSafe Inc.
Gensler
Golder
Jensen Hughes
KBR Inc.
LANGAN
MBH Architects
McDermott International
Mueser Rutledge Consulting Engineers PLLC
Perkins and Will
Perkins Eastman
Solomon Cordwell Buenz (SCB)
Thornton Tomasetti
WD Partners
Wiss, Janney, Elstner Associates

DENMARK

AECOM
Aegion Corp.
AO Architects
Arcadis North America/Callison RTKL
Bermello Ajamil & Partners Inc.

Where the 2020 Top 500 Design Firms Worked

Region Country Company

Beyer Blinder Belle, Architects and Planners LLP
Cardno Inc.
Corgan
COWI North America
Day & Zimmermann
Gensler
Geosyntec Consultants
Golder
HKS
HOK
IPS-Integrated Project Services LLC
Jacobs
Jensen Hughes
KBR Inc.
McLaren Engineering Group
Merrick & Co.
Moffatt & Nichol
Parsons
Partner Engineering and Science Inc.
Perkins and Will
RCM Technologies Inc.
Sargent & Lundy
Sheehan Nagle Hartray Architects Ltd.
Simpson Gumpertz & Heger
Skidmore, Owings & Merrill
TEECOM
Thornton Tomasetti
Wood

ESTONIA

AECOM
Black & Veatch
Gensler
HDR
MBH Architects

FINLAND

AECOM
Cardno Inc.
Gensler
Ghafari Associates LLC
Golder
HOK
Jacobs
Jensen Hughes
KBR Inc.
MBH Architects
McDermott International
Page
Perkins and Will
Simpson Gumpertz & Heger
Wood

FRANCE

AECOM
AO Architects

Region Country Company

Arcadis North America/Callison RTKL
Arquitectonica
Beyer Blinder Belle, Architects and Planners LLP
Cardno Inc.
COWI North America
Dennis Group
Gensler
Geosyntec Consultants
Golder
Henderson Engineers Inc.
HKS
HLW
HOK
IPS-Integrated Project Services LLC
Jacobs
Jensen Hughes
KBR Inc.
Kohn Pedersen Fox Associates PC
LANGAN
Martin/Martin Inc.
MBH Architects
McDermott International
Moffatt & Nichol
NELSON Worldwide
Osborn Engineering
Parsons
Partner Engineering and Science Inc.
Perkins and Will
Perkins Eastman
Populous
Sanborn, Head & Associates Inc.
Simpson Gumpertz & Heger
Skidmore, Owings & Merrill
Smallwood
STUDIOS architecture
T.Y. Lin International
Thornton Tomasetti
WATG
WD Partners
Wiss, Janney, Elstner Associates
Wood

FYR MACEDONIA

AECOM
Golder

GEORGIA

AECOM
Bechtel
Gensler
GeoEngineers Inc.
Golder
MBH Architects
Otak Inc.
T.Y. Lin International
WATG

Where the 2020 Top 500 Design Firms Worked

Region Country Company

ZGF Architects LLP

GERMANY

AECOM
AO Architects
Arcadis North America/Callison RTKL
Bermello Ajamil & Partners Inc.
Beyer Blinder Belle, Architects and Planners LLP
Black & Veatch
Buchart Horn Inc.
Cardno Inc.
CDM Smith
Coffman Engineers Inc.
Crawford Consulting Services Inc.
CRB
Gensler
Ghafari Associates LLC
Gilbane Building Co.
Golder
HDR
HOK
IPS-Integrated Project Services LLC
Jacobs
Jensen Hughes
Karn Charuhas Chapman & Twohey, PC
KBR Inc.
Kimley-Horn
kW Mission Critical Engineering
Martin/Martin Inc.
MBH Architects
McDermott International
ME Engineers
Merrick & Co.
Michael Baker International
Page
Parsons
Partner Engineering and Science Inc.
Perkins and Will
Perkins Eastman
Robert A.M. Stern Architects
Ross & Baruzzini Inc.
Sherlock, Smith & Adams
Simpson Gumpertz & Heger
Smith Seckman Reid Inc.
Tetra Tech Inc.
Thornton Tomasetti
TLC Engineering Solutions Inc.
Walker Parking Consultants/Engineers, Inc
Ware Malcomb
WD Partners
Wiss, Janney, Elstner Associates
Wood
Zyscovich Architects

GREECE

AECOM

Region Country Company

Arcadis North America/Callison RTKL
CDM Smith
CHA Consulting Inc.
Collins Engineers Inc.
COWI North America
Crawford Consulting Services Inc.
Gensler
Golder
HKS
HOK
Jensen Hughes
LANGAN
MBH Architects
McDermott International
Michael Baker International
Parsons
Perkins Eastman
Simpson Gumpertz & Heger
Steelman Partners
STUDIOS architecture
Thornton Tomasetti
WATG
Wiss, Janney, Elstner Associates
Wood

HUNGARY

AECOM
Arcadis North America/Callison RTKL
Beyer Blinder Belle, Architects and Planners LLP
Black & Veatch
Buchart Horn Inc.
Gensler
Golder
Jensen Hughes
Karn Charuhas Chapman & Twohey, PC
KBR Inc.
MBH Architects
McDermott International
Page
Perkins and Will
Perkins Eastman
STUDIOS architecture
WD Partners
Wood

IRELAND

AECOM
Aegion Corp.
Arcadis North America/Callison RTKL
Bermello Ajamil & Partners Inc.
BHDP Architecture
Black & Veatch
Cardno Inc.
CDM Smith
Corgan
Day & Zimmermann

Where the 2020 Top 500 Design Firms Worked

Region Country Company

GEI Consultants Inc.
Gensler
Geosyntec Consultants
Ghafari Associates LLC
Golder
Hardesty & Hanover LLC
HED
HKS
HLW
HOK
IPS-Integrated Project Services LLC
Jacobs
Jensen Hughes
Kohn Pedersen Fox Associates PC
kW Mission Critical Engineering
Martin/Martin Inc.
McDermott International
ME Engineers
Moffatt & Nichol
Mott MacDonald
NV5 Global Inc.
Page
Parsons
Perkins and Will
Perkins Eastman
Populous
Robert A.M. Stern Architects
Sheehan Nagle Hartray Architects Ltd.
Thornton Tomasetti
Walker Parking Consultants/Engineers, Inc
Walter P Moore
Wood

ITALY

AECOM
Arcadis North America/Callison RTKL
BAR Architects
Beyer Blinder Belle, Architects and Planners LLP
Black & Veatch
Burns & McDonnell
Cardno Inc.
CDM Smith
Collins Engineers Inc.
Day & Zimmermann
EnSafe Inc.
Gensler
Ghafari Associates LLC
HDR
HKS
HOK
Jacobs
Jensen Hughes
KBR Inc.
Kohn Pedersen Fox Associates PC
LANGAN
MBH Architects

Region Country Company

McDermott International
Michael Baker International
Moffatt & Nichol
NV5 Global Inc.
Page
Parkhill, Smith & Cooper Inc.
Perkins and Will
Pond
Sanborn, Head & Associates Inc.
Sargent & Lundy
Stanley Consultants Inc.
Simpson Gumpertz & Heger
Skidmore, Owings & Merrill
SmithGroup
Thornton Tomasetti
Waldemar S. Nelson and Co. Inc.
WATG
WD Partners
Wiss, Janney, Elstner Associates
Wood

LATVIA

AECOM
Black & Veatch
COWI North America
Jensen Hughes
MBH Architects
Perkins and Will

LITHUANIA

AECOM
Black & Veatch
MBH Architects

MOLDOVA

AECOM
Gensler
KPF Consulting Engineers
ZGF Architects LLP

NETHERLANDS

AECOM
Aegion Corp.
Affiliated Engineers Inc.
Arcadis North America/Callison RTKL
Barr Engineering Co
BHDP Architecture
Black & Veatch
Burns & McDonnell
Cardno Inc.
Corgan
CRB
EN Engineering LLC
Fugro USA Holding Inc.,
Gensler
Geosyntec Consultants

Where the 2020 Top 500 Design Firms Worked

Region Country Company

Golder
HOK
Jacobs
Jensen Hughes
KBR Inc.
Kohn Pedersen Fox Associates PC
KPFF Consulting Engineers
kW Mission Critical Engineering
MBH Architects
McDermott International
NORR
NV5 Global Inc.
Osborn Engineering
Page
Partner Engineering and Science Inc.
Perkins and Will
Sargent & Lundy
Sheehan Nagle Hartray Architects Ltd.
Thornton Tomasetti
Vanderweil Engineers
WD Partners
Wiss, Janney, Elstner Associates
Wood

NORWAY

AECOM
Arcadis North America/Callison RTKL
Bermello Ajamil & Partners Inc.
Black & Veatch
Buchart Horn Inc.
Cardno Inc.
COWI North America
Fugro USA Holding Inc.,
Gensler
Golder
HDR
HKS
HOK
Jensen Hughes
MBH Architects
Perkins and Will
Rebel Design+Group
Sheehan Nagle Hartray Architects Ltd.
Thornton Tomasetti

POLAND

AECOM
Arcadis North America/Callison RTKL
Arquitectonica
Black & Veatch
Buchart Horn Inc.
Cardno Inc.
CDM Smith
Epstein
Gensler
Ghafari Associates LLC

Region Country Company

Goettsch Partners
Golder
GP Strategies Corp.
HDR
HGA
Jacobs
Jensen Hughes
Karn Charuhas Chapman & Twohey, PC
KBR Inc.
LANGAN
MBH Architects
McDermott International
Merrick & Co.
Moffatt & Nichol
Moody Nolan
Page
Perkins and Will
Skidmore, Owings & Merrill
Thornton Tomasetti
WD Partners

PORTUGAL

AECOM
Arcadis North America/Callison RTKL
Dennis Group
Gensler
Geosyntec Consultants
Golder
HDR
HKS
Jensen Hughes
KPFF Consulting Engineers
MBH Architects
McDermott International
NELSON Worldwide
Partner Engineering and Science Inc.
Rebel Design+Group
T.Y. Lin International
WATG
WD Partners
Wood

ROMANIA

AECOM
Black & Veatch
Cardno Inc.
Epstein
Gensler
Golder
HOK
Jacobs
KBR Inc.
LANGAN
MBH Architects
McDermott International
Merrick & Co.

Where the 2020 Top 500 Design Firms Worked

Region Country Company

Page

RCM Technologies Inc.

WATG

WD Partners

Wood

RUSSIA

AECOM

Arcadis North America/Callison RTKL

Barr Engineering Co

Black & Veatch

CHA Consulting Inc.

CTL/Thompson Inc.

Cunningham Group Architecture Inc.

Day & Zimmermann

EnSafe Inc.

Gensler

HOK

Jensen Hughes

KBR Inc.

MBH Architects

McDermott International

Mott MacDonald

NELSON Worldwide

NV5 Global Inc.

Perkins and Will

Perkins Eastman

Robert A.M. Stern Architects

Salas O'Brien

Skidmore, Owings & Merrill

Steelman Partners

Stellar

Thornton Tomasetti

Waldemar S. Nelson and Co. Inc.

WATG

WD Partners

Wood

SLOVAKIA

AECOM

Black & Veatch

Burns & McDonnell

Cardno Inc.

Gensler

Jensen Hughes

KPF Consulting Engineers

MBH Architects

McDermott International

Perkins and Will

SLOVENIA

AECOM

EnSafe Inc.

Golder

HOK

MBH Architects

Region Country Company

Sargent & Lundy

SPAIN

AECOM

Aegion Corp.

Arcadis North America/Callison RTKL

Bermello Ajamil & Partners Inc.

BHDP Architecture

Black & Veatch

CDM Smith

Clark Nexsen

Crawford Consulting Services Inc.

Gensler

Gilbane Building Co.

Golder

GreenbergFarrow

HDR

HKS

HOK

IPS-Integrated Project Services LLC

Jacobs

Jensen Hughes

KBR Inc.

Kohn Pedersen Fox Associates PC

KPF Consulting Engineers

LaBella Associates, D.P.C.

MBH Architects

McDermott International

McLaren Engineering Group

Moffatt & Nichol

Moody Nolan

Perkins and Will

Perkins Eastman

T.Y. Lin International

Thornton Tomasetti

WATG

WD Partners

Wiss, Janney, Elstner Associates

Wood

SWEDEN

AECOM

Arcadis North America/Callison RTKL

Barge Design Solutions

COWI North America

Gensler

Geosyntec Consultants

Golder

HOK

Jacobs

Jensen Hughes

KBR Inc.

KPF Consulting Engineers

LANGAN

MBH Architects

McDermott International

Where the 2020 Top 500 Design Firms Worked

Region Country Company

Merrick & Co.
NV5 Global Inc.
Perkins and Will
Rebel Design+Group
Sheehan Nagle Hartray Architects Ltd.
Simpson Gumpertz & Heger
Skidmore, Owings & Merrill
Thornton Tomasetti
Wood

SWITZERLAND

AECOM
Arcadis North America/Callison RTKL
Beyer Blinder Belle, Architects and Planners LLP
Cardno Inc.
Corgan
CRB
Gensler
Geosyntec Consultants
Golder
HDR
HKS
HOK
IPS-Integrated Project Services LLC
Jacobs
Jensen Hughes
KBR Inc.
MBH Architects
Perkins and Will
Populous
Simpson Gumpertz & Heger
Skidmore, Owings & Merrill
WD Partners
Wood

UKRAINE

AECOM
Bechtel
Black & Veatch
Karn Charuhas Chapman & Twohey, PC
McDermott International
Parsons
Perkins and Will
Perkins Eastman
Wood

UNITED KINGDOM

AECOM
Aegion Corp.
Affiliated Engineers Inc.
American Bridge Co.
AO Architects
Arcadis North America/Callison RTKL
Arquitectonica
Bechtel
BHDP Architecture

Region Country Company

Black & Veatch
BRPH Architects Engineers Inc.
Burns & McDonnell
Cardno Inc.
CO Architects
Corgan
COWI North America
CRB
GEI Consultants Inc.
Gensler
Geosyntec Consultants
Gilbane Building Co.
Golder
GP Strategies Corp.
GreenbergFarrow
GZA
HDR
Henderson Engineers Inc.
HGA
HKS
HOK
Humphreys & Partners Architects
Integral Group
IPS-Integrated Project Services LLC
Jacobs
Jensen Hughes
KBR Inc.
Kimley-Horn
Kohn Pedersen Fox Associates PC
KPF Consulting Engineers
kW Mission Critical Engineering
LANGAN
Leidos
Leo A Daly
MBH Architects
McDermott International
McLaren Engineering Group
ME Engineers
Merrick & Co.
Michael Baker International
Moffatt & Nichol
Mott MacDonald
Mueser Rutledge Consulting Engineers PLLC
NBBJ
NORR
NV5 Global Inc.
Otak Inc.
Page
Parsons
Partner Engineering and Science Inc.
Pennoni
Perkins and Will
Perkins Eastman
Populous
Rebel Design+Group
Robert A.M. Stern Architects

Where the 2020 Top 500 Design Firms Worked

Region Country Company

Sargent & Lundy
Sheehan Nagle Hartray Architects Ltd.
Shepley Bulfinch
Simpson Gumpertz & Heger
Skidmore, Owings & Merrill
T.Y. Lin International
Tetra Tech Inc.
Thornton Tomasetti
Vanderweil Engineers
WATG
WD Partners
Wiss, Janney, Elstner Associates
Wood

E. MIDDLE EAST

AFGHANISTAN

AECOM
Arcadis North America/Callison RTKL
Black & Veatch
CHA Consulting Inc.
Day & Zimmermann
Gilbane Building Co.
HGA
Karn Charuhas Chapman & Twohey, PC
Michael Baker International
Mott MacDonald
Sasaki
Simpson Gumpertz & Heger
Thornton Tomasetti

BAHRAIN

AECOM
Arcadis North America/Callison RTKL
BRPH Architects Engineers Inc.
CDM Smith
Clark Nexsen
Gensler
Golder
GreenbergFarrow
HDR
Jensen Hughes
KBR Inc.
McDermott International
Michael Baker International
Mott MacDonald
Parsons
Perkins and Will
Perkins Eastman
Sargent & Lundy
Stanley Consultants Inc.
Skidmore, Owings & Merrill
Smallwood
Syska Hennessy Group
Walker Parking Consultants/Engineers, Inc
WATG

Region Country Company

WD Partners

CYPRUS

AECOM
CHA Consulting Inc.
Epstein
HOK
Jensen Hughes
Karn Charuhas Chapman & Twohey, PC
LANGAN
NV5 Global Inc.
SmithGroup
Terracon Consultants Inc.
Thornton Tomasetti
WATG

IRAN

Day & Zimmermann

IRAQ

AECOM
Bechtel
Beyer Blinder Belle, Architects and Planners LLP
Black & Veatch
CHA Consulting Inc.
Day & Zimmermann
DeSimone Consulting Engineers
Gensler
Ghafari Associates LLC
Jacobs
Karn Charuhas Chapman & Twohey, PC
KBR Inc.
Leo A Daly
Parsons
Robert and Co.
Sargent & Lundy
Simpson Gumpertz & Heger
Thornton Tomasetti
WATG

ISRAEL

Adrian Smith + Gordon Gill Architecture
AECOM
Affiliated Engineers Inc.
Arcadis North America/Callison RTKL
Black & Veatch
CHA Consulting Inc.
COWI North America
DY Consultants
EN Engineering LLC
Farnsworth Group Inc.
Gensler
Gilbane Building Co.
Golder
Hazen and Sawyer
HDR

Where the 2020 Top 500 Design Firms Worked

Region Country Company

HKS
Jacobs
Jensen Hughes
Karn Charuhas Chapman & Twohey, PC
KBR Inc.
Kohn Pedersen Fox Associates PC
LANGAN
McDermott International
Moffatt & Nichol
NV5 Global Inc.
Page
Perkins and Will
Perkins Eastman
Populous
Sargent & Lundy
Sasaki
Simpson Gumpertz & Heger
Thornton Tomasetti
WATG

JORDAN

AECOM
Barr Engineering Co
Black & Veatch
Day & Zimmermann
EN Engineering LLC
Gensler
HDR
HKS
HOK
Jensen Hughes
KBR Inc.
LANGAN
McDermott International
Michael Baker International
NV5 Global Inc.
Page
Perkins and Will
Perkins Eastman
Ross & Baruzzini Inc.
Sargent & Lundy
Stanley Consultants Inc.
Simpson Gumpertz & Heger
T.Y. Lin International
Vanderweil Engineers
WATG
WD Partners
Wiss, Janney, Elstner Associates

KUWAIT

AECOM
Aegion Corp.
Arcadis North America/Callison RTKL
Black & Veatch
BRPH Architects Engineers Inc.
Crawford Consulting Services Inc.

Region Country Company

EXP
Gensler
Geosyntec Consultants
Golder
GreenbergFarrow
HDR
HGA
HKS
HOK
Jacobs
Jensen Hughes
Karn Charuhas Chapman & Twohey, PC
KBR Inc.
Kohn Pedersen Fox Associates PC
LANGAN
MBH Architects
McDermott International
Michael Baker International
Moffatt & Nichol
Moody Nolan
NBBJ
Page
Parsons
Perkins and Will
Perkins Eastman
Ross & Baruzzini Inc.
Simpson Gumpertz & Heger
Skidmore, Owings & Merrill
SmithGroup
Syska Hennessy Group
T.Y. Lin International
Terracon Consultants Inc.
Thornton Tomasetti
WD Partners

LEBANON

AECOM
CHA Consulting Inc.
COWI North America
Golder
GreenbergFarrow
HKS
Jensen Hughes
Karn Charuhas Chapman & Twohey, PC
Landrum & Brown Inc.
Moffatt & Nichol
NV5 Global Inc.
Page
Perkins and Will
Ross & Baruzzini Inc.
Thornton Tomasetti
Wiss, Janney, Elstner Associates

OMAN

AECOM
Aegion Corp.

Where the 2020 Top 500 Design Firms Worked

Region Country Company

Arcadis North America/Callison RTKL
Black & Veatch
Gensler
Ghafari Associates LLC
HKS
HOK
Jacobs
Jensen Hughes
Karn Charuhas Chapman & Twohey, PC
KBR Inc.
MBH Architects
McDermott International
Parsons
Perkins and Will
Perkins Eastman
Robert and Co.
Simpson Gumpertz & Heger
Smallwood
Syska Hennessy Group
Thornton Tomasetti
WATG
Wiss, Janney, Elstner Associates

PAKISTAN

AECOM
Black & Veatch
Day & Zimmermann
Hanson Professional Services Inc.
HKS
HOK
Jensen Hughes
KBR Inc.
McDermott International
NV5 Global Inc.
Page
Sargent & Lundy
Simpson Gumpertz & Heger
Smith Seckman Reid Inc.
WATG

QATAR

AECOM
Affiliated Engineers Inc.
Arcadis North America/Callison RTKL
Arup
Black & Veatch
BRPH Architects Engineers Inc.
Burns & McDonnell
CDM Smith
COWI North America
Crawford Consulting Services Inc.
Cunningham Group Architecture Inc.
Day & Zimmermann
DeSimone Consulting Engineers
DLR Group
Gannett Fleming

Region Country Company

Gensler
Ghafari Associates LLC
GreenbergFarrow
HDR
Henderson Engineers Inc.
HGA
HKS
HOK
Jacobs
Jensen Hughes
KBR Inc.
Landrum & Brown Inc.
LANGAN
McDermott International
Michael Baker International
Moffatt & Nichol
Moody Nolan
Mueser Rutledge Consulting Engineers PLLC
Page
Parsons
Perkins and Will
Perkins Eastman
Pond
Ross & Baruzzini Inc.
Sargent & Lundy
Stanley Consultants Inc.
Simpson Gumpertz & Heger
Skidmore, Owings & Merrill
SmithGroup
Syska Hennessy Group
SYSTRA USA
T.Y. Lin International
Thornton Tomasetti
Walker Parking Consultants/Engineers, Inc
WATG

SAUDI ARABIA

Adrian Smith + Gordon Gill Architecture
AECOM
Aegion Corp.
Arcadis North America/Callison RTKL
Ayers Saint Gross
Bechtel
Bermello Ajamil & Partners Inc.
Beyer Blinder Belle, Architects and Planners LLP
BHDP Architecture
Black & Veatch
CDM Smith
CHA Consulting Inc.
Cooper Carry
Crawford Consulting Services Inc.
Dennis Group
DeSimone Consulting Engineers
DLR Group
GEI Consultants Inc.
Gensler

Where the 2020 Top 500 Design Firms Worked

Region Country Company

Ghafari Associates LLC
Gilbane Building Co.
Golder
GreenbergFarrow
GZA
HDR
HKS
HOK
Jacobs
Jensen Hughes
KBR Inc.
Kirksey Architects Inc.
Landrum & Brown Inc.
LANGAN
Leidos
Leo A Daly
LJA Engineering
MBH Architects
McDermott International
McLaren Engineering Group
ME Engineers
Michael Baker International
Moffatt & Nichol
Moody Nolan
Mueser Rutledge Consulting Engineers PLLC
NORR
NV5 Global Inc.
Osborn Engineering
Otak Inc.
Page
Parsons
Perkins and Will
Perkins Eastman
RATIO
Ross & Baruzzini Inc.
Sargent & Lundy
Stanley Consultants Inc.
Simpson Gumpertz & Heger
Skidmore, Owings & Merrill
Smallwood
Smith Seckman Reid Inc.
SmithGroup
Syska Hennessy Group
SYSTRA USA
T.Y. Lin International
TEECOM
Thornton Tomasetti
TransCore
Vanderweil Engineers
Walker Parking Consultants/Engineers, Inc
WATG
WD Partners

SYRIA

Perkins and Will

Region Country Company

TURKEY

AECOM
Black & Veatch
Cardno Inc.
CHA Consulting Inc.
COWI North America
Davis Brody Bond
Day & Zimmermann
Gensler
Ghafari Associates LLC
Gilbane Building Co.
Golder
HKS
Jensen Hughes
KBR Inc.
LANGAN
MBH Architects
McDermott International
Michael Baker International
Moffatt & Nichol
Page
Parsons
Perkins and Will
Perkins Eastman
Pond
Robert A.M. Stern Architects
Sargent & Lundy
T.Y. Lin International
Thornton Tomasetti
WATG
WD Partners
Wiss, Janney, Elstner Associates

U.A.E.

Partner Engineering and Science Inc.

F. ASIA/AUSTRALIA

AUSTRALIA

AECOM
Aegion Corp.
Arcadis North America/Callison RTKL
Barr Engineering Co
Bechtel
Bermello Ajamil & Partners Inc.
Black & Veatch
BRPH Architects Engineers Inc.
Cardno Inc.
CDM Smith
CHA Consulting Inc.
Coffman Engineers Inc.
CRB
Dewberry
EMJ Corp.
Gensler
Geosyntec Consultants

Where the 2020 Top 500 Design Firms Worked

Region Country Company

Golder
HDR
Henderson Engineers Inc.
Integral Group
Jacobs
Jensen Hughes
KBR Inc.
Kleinfelder
KPFF Consulting Engineers
Landrum & Brown Inc.
McDermott International
ME Engineers
Moffatt & Nichol
Mott MacDonald
NELSON Worldwide
NV5 Global Inc.
Pennoni
Perkins and Will
Perkins Eastman
Pond
Rebel Design+Group
Ross & Baruzzini Inc.
Sanborn, Head & Associates Inc.
Simpson Gumpertz & Heger
Skidmore, Owings & Merrill
Tetra Tech Inc.
Thornton Tomasetti
WD Partners
Westwood Professional Services
Wood
ZGF Architects LLP

BANGLADESH

AECOM
Black & Veatch
COWI North America
Jensen Hughes
Karn Charuhas Chapman & Twohey, PC
KBR Inc.
McDermott International
Mott MacDonald
Perkins Eastman
Sargent & Lundy
Skidmore, Owings & Merrill

BRUNEI

AECOM
Aegion Corp.
McDermott International
T.Y. Lin International

CHINA (P.R.C.)

Adrian Smith + Gordon Gill Architecture
AECOM
Affiliated Engineers Inc.
AO Architects

Region Country Company

Arcadis North America/Callison RTKL
Arquitectonica
Ayers Saint Gross
Beyer Blinder Belle, Architects and Planners LLP
Black & Veatch
BRPH Architects Engineers Inc.
Burns & McDonnell
Corgan
Cunningham Group Architecture Inc.
DLR Group
EN Engineering LLC
G70
GBBN
Gensler
GeoEngineers Inc.
Geosyntec Consultants
Goettsch Partners
Golder
GreenbergFarrow
Gresham Smith
HDR
HKS
HLW
HOK
IPS-Integrated Project Services LLC
Jacobs
Jensen Hughes
Karn Charuhas Chapman & Twohey, PC
Kohn Pedersen Fox Associates PC
Landrum & Brown Inc.
Leo A Daly
Little Diversified Architectural Consulting Inc.
LSR Architects
MBH Architects
McDermott International
McLaren Engineering Group
MG2
Moffatt & Nichol
NAC Architecture
NBBJ
NELSON Worldwide
NV5 Global Inc.
Page
PBK
Perkins and Will
Perkins Eastman
RATIO
RDC-S111
Robert A.M. Stern Architects
Ross & Baruzzini Inc.
Salas O'Brien
Sanborn, Head & Associates Inc.
Sargent & Lundy
Sasaki
Skidmore, Owings & Merrill
Smallwood

Where the 2020 Top 500 Design Firms Worked

Region Country Company

Smith Seckman Reid Inc.
SmithGroup
Stellar
STUDIOS architecture
Syska Hennessy Group
T.Y. Lin International
Thornton Tomasetti
tvsdesign
Vanderweil Engineers
Walter P Moore
Ware Malcomb
WATG
WD Partners
Wood
Wunderlich-Malec Engineering Inc.
ZGF Architects LLP

DIEGO GARCIA

Black & Veatch
CTL/Thompson Inc.
Gilbane Building Co.
Pond

INDIA

AECOM
Arcadis North America/Callison RTKL
Arup
Bechtel
Bermello Ajamil & Partners Inc.
Black & Veatch
BRPH Architects Engineers Inc.
CannonDesign
CDM Smith
CHA Consulting Inc.
COWI North America
CRB
Day & Zimmermann
DLZ Corp.
ESD
Gensler
Golder
Hanson Professional Services Inc.
HKS
HOK
IPS-Integrated Project Services LLC
Jacobs
Jensen Hughes
Karn Charuhas Chapman & Twohey, PC
KBR Inc.
Kohn Pedersen Fox Associates PC
Landrum & Brown Inc.
LANGAN
MBH Architects
McDermott International
ME Engineers
Moody Nolan

Region Country Company

Mott MacDonald
Mueser Rutledge Consulting Engineers PLLC
NBBJ
NV5 Global Inc.
Page
Perkins and Will
Perkins Eastman
Ross & Baruzzini Inc.
S & B Engineers and Constructors, Ltd., and affiliates
Salas O'Brien
Sargent & Lundy
Sasaki
Stanley Consultants Inc.
Skidmore, Owings & Merrill
Smallwood
Syska Hennessy Group
T.Y. Lin International
Thornton Tomasetti
tvsdesign
Urbahn Architects PLLC
Urbahn Architects PLLC
Walker Parking Consultants/Engineers, Inc
Walter P Moore
WATG
WD Partners
Wiss, Janney, Elstner Associates
Wood

INDONESIA

AECOM
Aegion Corp.
AO Architects
Arcadis North America/Callison RTKL
Arquitectonica
Bechtel
Black & Veatch
Cardno Inc.
CDM Smith
ECS
G70
GAI Consultants Inc.
Gensler
Golder
HGA
HKS
HOK
Jacobs
Jensen Hughes
KBR Inc.
Kohn Pedersen Fox Associates PC
KPF Consulting Engineers
Landrum & Brown Inc.
LANGAN
MBH Architects
McDermott International

Where the 2020 Top 500 Design Firms Worked

Region Country Company

NBBJ
Otak Inc.
Page
Robert A.M. Stern Architects
Sargent & Lundy
Skidmore, Owings & Merrill
Smallwood
T.Y. Lin International
Thornton Tomasetti
TPG Architecture LLP
Waldemar S. Nelson and Co. Inc.
WATG
WD Partners

JAPAN

AECOM
AO Architects
Arcadis North America/Callison RTKL
Bechtel
Black & Veatch
Burns & McDonnell
Cardno Inc.
CHA Consulting Inc.
Coffman Engineers Inc.
Collins Engineers Inc.
Corgan
Crawford Consulting Services Inc.
CRB
Cushing Terrell
Dewberry
EnSafe Inc.
EXP
G70
Gensler
Gilbane Building Co.
Golder
Hart Crowser Inc.
HDR
HKS
HOK
Jacobs
Jensen Hughes
Karn Charuhas Chapman & Twohey, PC
KBR Inc.
Kohn Pedersen Fox Associates PC
KPFF Consulting Engineers
KTGY Architecture + Planning
KZF Design
MBH Architects
McDermott International
McLaren Engineering Group
MG2
Michael Baker International
Moffatt & Nichol
Mott MacDonald
NV5 Global Inc.

Region Country Company

Parkhill, Smith & Cooper Inc.
Parsons
Perkins and Will
Perkins Eastman
PND Engineers Inc.
Pond
Populous
Robert A.M. Stern Architects
Sargent & Lundy
Sasaki
Stanley Consultants Inc.
Skidmore, Owings & Merrill
Smith Seckman Reid Inc.
Steelman Partners
Terracon Consultants Inc.
TLC Engineering Solutions Inc.
tvdesign
WATG
Wood
ZGF Architects LLP

KAZAKHSTAN

AECOM
Arcadis North America/Callison RTKL
Bechtel
Black & Veatch
Day & Zimmermann
Gensler
GeoEngineers Inc.
Golder
HOK
Jacobs
Jensen Hughes
Karn Charuhas Chapman & Twohey, PC
KBR Inc.
Martin/Martin Inc.
McDermott International
Perkins Eastman
Robert A.M. Stern Architects
Skidmore, Owings & Merrill
WATG
Wood

KOREA, SOUTH

AECOM
AO Architects
Arcadis North America/Callison RTKL
Bechtel
BHDP Architecture
Black & Veatch
Burns & McDonnell
CHA Consulting Inc.
Coffman Engineers Inc.
Crawford Consulting Services Inc.
Cushing Terrell
Day & Zimmermann

Where the 2020 Top 500 Design Firms Worked

Region Country Company

DLA+ Architecture & Interior Design
EnSafe Inc.
Gensler
Gilbane Building Co.
Goettsch Partners
GreenbergFarrow
Hart Crowser Inc.
HDR
HOK
Jacobs
Jensen Hughes
KBR Inc.
Kohn Pedersen Fox Associates PC
KZF Design
LANGAN
MBH Architects
McDermott International
McLaren Engineering Group
MG2
Michael Baker International
Moffatt & Nichol
Mueser Rutledge Consulting Engineers PLLC
NBBJ
NELSON Worldwide
Newcomb & Boyd
NV5 Global Inc.
Parsons
Perkins and Will
Pond
RATIO
Robert A.M. Stern Architects
Salas O'Brien
Sargent & Lundy
Stanley Consultants Inc.
Simpson Gumpertz & Heger
Skidmore, Owings & Merrill
Smith Seckman Reid Inc.
Steelman Partners
T.Y. Lin International
The Beck Group
Thornton Tomasetti
tvsdesign
VMDO Architects
WATG
WD Partners
Wiss, Janney, Elstner Associates
Wood

KYRGYZSTAN

AECOM

LAOS

AECOM
Black & Veatch
Golder
KBR Inc.

Region Country Company

Otak Inc.
Perkins Eastman
Steelman Partners
ZGF Architects LLP

MACAU

Arcadis North America/Callison RTKL
Arquitectonica
Gensler
Kohn Pedersen Fox Associates PC
McLaren Engineering Group
NV5 Global Inc.
Perkins Eastman
Thornton Tomasetti
WATG

MALAYSIA

AECOM
Aegion Corp.
AO Architects
Arcadis North America/Callison RTKL
Bermello Ajamil & Partners Inc.
Black & Veatch
COWI North America
Fugro USA Holding Inc.,
Gensler
Golder
Haskell
HKS
HOK
Jacobs
Jensen Hughes
KBR Inc.
Kohn Pedersen Fox Associates PC
LANGAN
MBH Architects
McDermott International
McLaren Engineering Group
Moffatt & Nichol
NV5 Global Inc.
Perkins Eastman
RATIO
Skidmore, Owings & Merrill
T.Y. Lin International
WATG
WD Partners

MONGOLIA

AECOM
Black & Veatch
Golder
HKS
Jensen Hughes
Karn Charuhas Chapman & Twohey, PC
KPFF Consulting Engineers
LANGAN

Where the 2020 Top 500 Design Firms Worked

Region Country Company

Sargent & Lundy
Wiss, Janney, Elstner Associates
ZGF Architects LLP

MYANMAR (BURMA)

AECOM
Black & Veatch
Karn Charuhas Chapman & Twohey, PC
KPFF Consulting Engineers
ZGF Architects LLP

NEPAL

AECOM
CHA Consulting Inc.
Jensen Hughes
Landrum & Brown Inc.
Otak Inc.
Smallwood
WATG

NEW ZEALAND

AECOM
Aegion Corp.
Arcadis North America/Callison RTKL
Black & Veatch
COWI North America
Gensler
Geosyntec Consultants
Golder
Hart Howerton
HDR
Jacobs
Jensen Hughes
KBR Inc.
Kimley-Horn
KPFF Consulting Engineers
Merrick & Co.
Mott MacDonald
Mueser Rutledge Consulting Engineers PLLC
NV5 Global Inc.
Simpson Gumpertz & Heger
Skidmore, Owings & Merrill
SmithGroup
Terracon Consultants Inc.
Thornton Tomasetti
Walker Parking Consultants/Engineers, Inc
Walter P Moore
WD Partners
Wood
ZGF Architects LLP

PACIFIC ISLANDS

AECOM
Bermello Ajamil & Partners Inc.
Collins Engineers Inc.
G70

Region Country Company

Geosyntec Consultants
Gilbane Building Co.
HNTB Cos.
Jensen Hughes
Kleinfelder
Landrum & Brown Inc.
Leo A Daly
Merrick & Co.
Michael Baker International
Mott MacDonald
Otak Inc.
Parsons
Robert and Co.
Sherlock, Smith & Adams

PHILIPPINES

AECOM
Arcadis North America/Callison RTKL
Arquitectonica
Black & Veatch
Burns & McDonnell
COWI North America
Gensler
Ghafari Associates LLC
Golder
GreenbergFarrow
HKS
HOK
Jacobs
Jensen Hughes
Karn Charuhas Chapman & Twohey, PC
Kohn Pedersen Fox Associates PC
KPFF Consulting Engineers
LANGAN
Leidos
MBH Architects
McDermott International
NORR
NV5 Global Inc.
Page
Perkins and Will
Sargent & Lundy
Stanley Consultants Inc.
Skidmore, Owings & Merrill
SmithGroup
Steelman Partners
T.Y. Lin International
Thornton Tomasetti
WATG
WD Partners

SINGAPORE

AECOM
Aegion Corp.
Arcadis North America/Callison RTKL
Black & Veatch

Where the 2020 Top 500 Design Firms Worked

Region Country Company

Cardno Inc.
Corgan
COWI North America
Fugro USA Holding Inc.,
Gensler
Geosyntec Consultants
Gilbane Building Co.
Golder
GreenbergFarrow
Haskell
HED
HGA
HKS
HOK
IPS-Integrated Project Services LLC
Jacobs
Jensen Hughes
KBR Inc.
Kohn Pedersen Fox Associates PC
KPFF Consulting Engineers
Landrum & Brown Inc.
MBH Architects
McDermott International
Merrick & Co.
Moffatt & Nichol
Mott MacDonald
NBBJ
NELSON Worldwide
NV5 Global Inc.
Parsons
Perkins and Will
Skidmore, Owings & Merrill
Syska Hennessy Group
T.Y. Lin International
TEECOM
Thornton Tomasetti
WATG
WD Partners

SRI LANKA

AECOM
Arcadis North America/Callison RTKL
Arquitectonica
Black & Veatch
CHA Consulting Inc.
Gensler
Hanson Professional Services Inc.
HOK
NORR
Perkins Eastman
Skidmore, Owings & Merrill
T.Y. Lin International
Thornton Tomasetti
WATG
Wiss, Janney, Elstner Associates
ZGF Architects LLP

Region Country Company

TAJIKISTAN

Day & Zimmermann

THAILAND

AECOM
AO Architects
Arcadis North America/Callison RTKL
Arquitectonica
Bechtel
Bermello Ajamil & Partners Inc.
Black & Veatch
Gensler
Geosyntec Consultants
Hart Howerton
Haskell
HGA
HOK
Jacobs
Jensen Hughes
Karn Charuhas Chapman & Twohey, PC
KBR Inc.
Kohn Pedersen Fox Associates PC
KPFF Consulting Engineers
LANGAN
Leidos
MBH Architects
McDermott International
Moffatt & Nichol
Moody Nolan
NBBJ
NV5 Global Inc.
Otak Inc.
Page
Perkins Eastman
Smallwood
Steelman Partners
Thornton Tomasetti
Walker Parking Consultants/Engineers, Inc
WATG
WD Partners

TURKMENISTAN

CHA Consulting Inc.
McDermott International

UZBEKISTAN

Bechtel
HOK
Jensen Hughes
KBR Inc.
McDermott International
Skidmore, Owings & Merrill
Terracon Consultants Inc.
WATG

Where the 2020 Top 500 Design Firms Worked

Region Country Company

VIETNAM

AECOM
 Arcadis North America/Callison RTKL
 Arquitectonica
 Black & Veatch
 CDM Smith
 COWI North America
 EXP
 Gensler
 Golder
 HOK
 Jensen Hughes
 MBH Architects
 NBBJ
 NV5 Global Inc.
 Perkins Eastman
 Rebel Design+Group
 Sargent & Lundy
 Sasaki
 Skidmore, Owings & Merrill
 Smallwood
 Steelman Partners
 T.Y. Lin International
 Thornton Tomasetti
 Waldemar S. Nelson and Co. Inc.
 WATG
 WD Partners
 Wood

F. ASIA/AUSTRALIA F. ASIA/AUSTRALIA

CAMBODIA

Corgan
 Gensler
 HKS
 Jensen Hughes
 KBR Inc.
 Kohn Pedersen Fox Associates PC
 Perkins Eastman
 Smallwood
 Steelman Partners
 T.Y. Lin International
 WATG
 WD Partners

G. NORTH AFRICA

ALGERIA

AECOM
 COWI North America
 Day & Zimmermann
 Dennis Group
 EXP
 Gensler
 KBR Inc.

Region Country Company

McDermott International
 McLaren Engineering Group
 Moffatt & Nichol
 Perkins and Will
 Perkins Eastman
 Ross & Baruzzini Inc.
 Sargent & Lundy

EGYPT

AECOM
 Arcadis North America/Callison RTKL
 Bechtel
 Bermello Ajamil & Partners Inc.
 Black & Veatch
 CDM Smith
 CHA Consulting Inc.
 Day & Zimmermann
 DLR Group
 Gensler
 GreenbergFarrow
 HKS
 HOK
 Jensen Hughes
 Karn Charuhas Chapman & Twohey, PC
 KBR Inc.
 MBH Architects
 McDermott International
 NORR
 Parsons
 Perkins and Will
 Perkins Eastman
 Sargent & Lundy
 Skidmore, Owings & Merrill
 T.Y. Lin International
 Thornton Tomasetti
 Walker Parking Consultants/Engineers, Inc
 WATG

ETHIOPIA

AECOM
 Arcadis North America/Callison RTKL
 Black & Veatch
 DeSimone Consulting Engineers
 Jensen Hughes
 Rebel Design+Group
 Smallwood
 Wiss, Janney, Elstner Associates
 Wood

LIBYA

AECOM
 HKS
 Perkins Eastman
 Simpson Gumpertz & Heger

MOROCCO

Where the 2020 Top 500 Design Firms Worked

Region Country Company

AECOM
 Arcadis North America/Callison RTKL
 Barr Engineering Co
 Day & Zimmermann
 Gensler
 HKS
 Jacobs
 Karn Charuhas Chapman & Twohey, PC
 Merrick & Co.
 Perkins and Will
 Perkins Eastman
 Smallwood
 SmithGroup
 T.Y. Lin International
 Thornton Tomasetti
 WATG

NIGER

AECOM
 Arcadis North America/Callison RTKL
 Day & Zimmermann
 KPFF Consulting Engineers
 Page
 Thornton Tomasetti
 Walter P Moore

SOMALIA

AECOM

SUDAN

AECOM
 Day & Zimmermann
 Perkins and Will

TUNISIA

AECOM
 Jensen Hughes
 Karn Charuhas Chapman & Twohey, PC
 KBR Inc.
 KPFF Consulting Engineers
 Merrick & Co.
 Sargent & Lundy
 Wood

H. CENTRAL AND SOUTHERN AFRICA

ANGOLA

AECOM
 Arcadis North America/Callison RTKL
 Bechtel
 Golder
 KBR Inc.
 Landrum & Brown Inc.
 Moffatt & Nichol
 Perkins and Will

Region Country Company

Sargent & Lundy
 T.Y. Lin International
 Waldemar S. Nelson and Co. Inc.

BENIN

AECOM

BOTSWANA

AECOM
 Beyer Blinder Belle, Architects and Planners LLP
 Black & Veatch
 Golder
 Jensen Hughes
 Wood

BURKINA FASO

AECOM
 Golder
 Karn Charuhas Chapman & Twohey, PC
 KPFF Consulting Engineers
 Page
 Thornton Tomasetti

BURUNDI

AECOM

CAMEROON

AECOM
 Black & Veatch
 EXP
 Golder
 McDermott International
 Sargent & Lundy
 Wood

D.R. CONGO (ZAIRE)

Golder

GABON

AECOM
 Bechtel
 Day & Zimmermann
 Golder
 HOK
 Wood

GAMBIA

AECOM

GHANA

AECOM
 ECS
 Gensler
 Golder
 Jensen Hughes
 McDermott International

Where the 2020 Top 500 Design Firms Worked

Region Country Company

Moffatt & Nichol
Mott MacDonald
Perkins and Will
Sargent & Lundy
Wood

GUINEA

AECOM
Black & Veatch
Electrical Consultants Inc.
Golder
KPFF Consulting Engineers
Moffatt & Nichol
Sargent & Lundy
Skidmore, Owings & Merrill
Waldemar S. Nelson and Co. Inc.
Wood

IVORY COAST

AECOM
EXP
FFKR Architects
Jensen Hughes

KENYA

AECOM
Black & Veatch
CHA Consulting Inc.
DLR Group
Gensler
Golder
HOK
Jacobs
Jensen Hughes
KBR Inc.
Leidos
McDermott International
Merrick & Co.
NV5 Global Inc.
Ross & Baruzzini Inc.
Sargent & Lundy
Skidmore, Owings & Merrill
T.Y. Lin International
Vanderweil Engineers
Wiss, Janney, Elstner Associates
Wood

LESOTHO

AECOM
Black & Veatch
CDM Smith
LANGAN
Wood

LIBERIA

AECOM

Region Country Company

Cardno Inc.
Day & Zimmermann
Golder
Jacobs
Robert A.M. Stern Architects
Wood

MALAWI

AECOM
Day & Zimmermann
Wiss, Janney, Elstner Associates

MOZAMBIQUE

AECOM
Black & Veatch
CHA Consulting Inc.
Geosyntec Consultants
Golder
HDR
Jensen Hughes
KBR Inc.
KPFF Consulting Engineers
Leidos
McDermott International
Moffatt & Nichol
Mott MacDonald
NV5 Global Inc.
Perkins and Will
Sargent & Lundy
Thornton Tomasetti
Wiss, Janney, Elstner Associates
Wood

NIGERIA

Adrian Smith + Gordon Gill Architecture
AECOM
Cardno Inc.
CDM Smith
CHA Consulting Inc.
Crawford Consulting Services Inc.
Day & Zimmermann
EN Engineering LLC
Fugro USA Holding Inc.,
G70
Gensler
HKS
HOK
Jensen Hughes
Karn Charuhas Chapman & Twohey, PC
KBR Inc.
LANGAN
McDermott International
Page
Perkins and Will
Perkins Eastman
Sargent & Lundy

Where the 2020 Top 500 Design Firms Worked

Region Country Company

*Skidmore, Owings & Merrill
Thornton Tomasetti*

RWANDA

*AECOM
Golder
Jensen Hughes
Karn Charuhas Chapman & Twohey, PC*

SENEGAL

*AECOM
Black & Veatch
Golder
Jacobs
Jensen Hughes
Perkins Eastman
Sargent & Lundy
Wood*

SIERRA LEONE

*AECOM
Golder
KPF Consulting Engineers
Wiss, Janney, Elstner Associates
Wood*

SOUTH AFRICA

*AECOM
Arcadis North America/Callison RTKL
Black & Veatch
FFKR Architects
Gensler
Geosyntec Consultants
Golder
HGA
HOK
Jacobs
Jensen Hughes
KBR Inc.
Kimley-Horn
MBH Architects
McDermott International
Mott MacDonald
Page
Perkins and Will
Populous
Sargent & Lundy
Simpson Gumpertz & Heger
TEECOM
WATG
Wiss, Janney, Elstner Associates
Wood*

SWAZILAND

*AECOM
Page*

Region Country Company

TANZANIA

*AECOM
Cardno Inc.
CDM Smith
D'Amato Conversano Inc, dba DCI Engineers
Davis Brody Bond
Golder
KBR Inc.
Mott MacDonald
Perkins Eastman
T.Y. Lin International
Wood*

UGANDA

*AECOM
Beyer Blinder Belle, Architects and Planners LLP
ECS
Golder
Gulf Interstate Engineering Co.
Jensen Hughes
KPF Consulting Engineers
Perkins Eastman
Terracon Consultants Inc.
Wiss, Janney, Elstner Associates
ZGF Architects LLP*

ZAMBIA

*AECOM
Golder
Jensen Hughes
Mott MacDonald
Wood*

ZIMBABWE

*Golder
Page*

I. ANTARCTIC/ARCTIC

ANTARCTIC/ARCTIC

*Anvil Corp.
Black & Veatch
Golder
Leidos
Merrick & Co.
NORR*

2020 Top 500 Design Firms – Subsidiaries by Rank

Rank	Company	Subsidiary	Rank	Company	Subsidiary
3	KBR Inc.	<i>Energ Granherne GVA</i>			<i>Architectural Testing Intertek MT Group Professional Service Industries Inc.</i>
5	Wood	<i>Asset Solutions America Environment & Infrastructure Solutions Specialist Technical Solutions</i>	16	SNC-Lavalin Inc.	<i>Atkins Energy Federal EPC Inc. Atkins Nuclear Secured LLC Data Transfer Solutions FAITHFUL + GOULD, INC Isotek Systems LLC KENTZ USA INC. SNC-Lavalin Constructors Inc. SNC-Lavalin Engineers & Constructors Inc. The Atkins North America Holdings Corp. Valerus Field Solutions Holdings LLC WS Atkins Inc.</i>
6	HDR	<i>HDR Architecture Associates Inc. HDR Architecture Inc. HDR China Co. Ltd. HDR Construction Control Corp. HDR Consulting Limited HDR Corp. HDR Corp. Pty. Ltd. HDR Engineering Inc. HDR Environmental, Operations and Construction HDR GmbH HDR Inc. HDR Middle East LLC HDR Security Operations Inc.</i>	18	Golder	<i>ELU Golder HB Golder Associados Mozambique Limitada Golder Associate Colombia S.A.S. Golder Associates (Asia) Pte. Ltd. Golder Associates (Ghana) Ltd. Golder Associates (HK) Limited Golder Associates (Magyarország) Zrt. Golder Associates (NZ) Ltd. Golder Associates (Philippines) Inc. Golder Associates (Singapore) PTE Ltd. Golder Associates (UK) Limited Golder Associates A/S Golder Associates AB Golder Associates Africa Golder Associates Africa (Pty.) Ltd. Golder Associates Argentina S.A. Golder Associates AS (Norway) Golder Associates Brasil Consultoria E Projetos Ltda. Golder Associates Consulting India Private Limited Golder Associates Corp. Golder Associates Empleados S.A. de C.V. Golder Associates Engineering Consultancy Project Import Export Trading Ltd. Golder Associates Engineering Consulting Ltd. Golder Associates Global Ibérica S.L.U. Golder Associates GmbH Golder Associates Inc. Golder Associates Ireland Limited Golder Associates Ltd. Golder Associates Michigan Inc. Golder Associates NC Inc. Golder Associates OY Golder Associates Peru S.A. Golder Associates Portugal Unipessoal Lda Golder Associates Pty. Ltd.</i>
8	Stantec Inc.	<i>STANTEC ARCHITECTURE INC STANTEC CONSULTING MICHIGAN INC STANTEC CONSULTING SERVICES IN</i>			
9	Burns & McDonnell	<i>AZCO INC. Ref-Chem</i>			
11	Black & Veatch	<i>Black & Veatch Contracting Black & Veatch Management Consulting Black & Veatch Oil & Gas Black & Veatch Power Black & Veatch Special Projects Black & Veatch Telecom Black & Veatch Water</i>			
12	Parsons	<i>Parsons Environment & Infrastructure Parsons Government Services Parsons Transportation</i>			
13	Arcadis North America/ Callison RTKL	<i>CallisonRTKL</i>			
15	Intertek-PSI				

2020 Top 500 Design Firms – Subsidiaries by Rank

Rank Company Subsidiary

Rank Company Subsidiary

Golder Associates S.A.
Golder Associates S.A.R.L.
Golder Associates S.r.l.
Golder Construction Inc.
NY Engineers Consultants PC
PT Geotechnical and Environmental Services
Indonesia

19 Bechtel

Bantrel Co.
Bechtel Construction Operation Inc.
Bechtel Corp.
Bechtel Infrastructure and Power Corp.
Bechtel Ltd.
Bechtel Nuclear, Security & Environmental Inc.
Bechtel Oil, Gas, & Chemicals

22 Terracon Consultants Inc.

Argus Pacific Inc.
Building Exterior Solutions Inc.
CHJ Consultants Inc.
Dunkelberger Engineering & Testing Inc.
Earth Exploration Inc.
Environmental Services Inc.
GeoCapitol Engineering LLC
GeoConcepts Engineering Inc.
Geotechnical & Environmental Consultants Inc.
Geotechnical Consulting & Testing Inc.
Liesch Associates Inc.
Mayes Testing Engineers Inc.
Neil O Anderson & Associates Inc.
NORCAL Geophysical Consultants Inc.
RGA Environmental Inc.
St. John-Mittelhauser & Associates Inc.
Stafford Consulting Engineers Inc.
Terracon Consultants-MI Inc.
Terracon Consultants-NY Inc.

23 Kiewit Corp.

Cherne Contracting Corp.
Kiewit Building Group Inc.
Kiewit Engineering Group Inc.
Kiewit Foundations Co.
Kiewit Infrastructure Co.
Kiewit Infrastructure South Co.
Kiewit Infrastructure West Co.
Kiewit Offshore Services Ltd.
Kiewit Power Constructors Co.
Kiewit Water Facility South Co.
Mass Electric Construction Co.
TIC - The Industrial Co.
Western Summit Constructors Inc.

24 S & B Engineers and Constructors Ltd., and affiliates

Ford, Bacon & Davis LLC
S&B Engineers and Constructors Ltd.
S&B Group International Ltd.
S&B Infrastructure Private, Ltd
S&B Infrastructure Ltd.
S&B Modular Operations Ltd.
S&B Northeast Operations Ltd.
S&B Pipeline Division
S&B Plant Services Ltd.

25 CDM Smith

CDM Constructors Inc.
CDM Federal Programs
CDM International
The Louis Perry Group

26 GHD Inc.

GHD Consultants Ltee
GHD Consulting Services Inc
GHD Engineering Group Inc
GHD Limited
GHD Services Inc

27 NV5 Global Inc.

Aero-Metric Holdings Corp
Alta Environmental, L.P.
Bock & Clark Acquisition Corp.
Bock & Clark Corp.
Bock & Clark Environmental LLC
Butsko Utility Design Inc.
Celtic Energy Inc.
CHI Engineering Services Inc.
CivilSource Inc.
Dade Moeller and Associates Inc.
Energenz Consulting Limited LLC
Energenz Consulting Limited, LTD
GeoDesign Inc.
Geospatial Holdings Inc.
Hanna Engineering Inc.
Holdrege & Kull Consulting Engineers and
Geologists
J.B.A. Consulting Engineers Inc.
JBA Consulting Engineers (Asia) Limited
JBA Consulting Engineers (Asia) Limited
Marron and Associates Inc.
NV5 Consultants Inc.
NV5 Engineers and Consultants Inc.
NV5 Holdings Inc. (Delaware Corp.)
NV5 LTD (HK)
NV5 Northeast Inc.
NV5 West Inc.
NV5 Inc.
NV5 Inc. (California Corp.)
NV5 Inc. (Delaware Corp.)
NV5 Inc. (New Jersey Corp.)

2020 Top 500 Design Firms – Subsidiaries by Rank

Rank	Company	Subsidiary	Rank	Company	Subsidiary
		NV5 LLC Quantum Spatial Canada Quantum Spatial Holdings Inc. Quantum Spatial India Private Limited Richard D. Kimbell Co Inc. Sebesta Inc. The Sextant Group Inc. WHPacific Inc.			GPO Group, S.A. IDEAM, S.A. P.T. Konsultant T.Y. Lin International Sam Schwartz Consulting LLC SMA Bersekutu Sdn. Bhd. T.Y. Lin International T.Y. Lin International Engineering & Architecture, P.C. T.Y. Lin International Engineering Consulting (China) Co. Ltd. T.Y. Lin International Pte. Ltd T.Y. Lin International Sdn. Bhd. T.Y. Lin International Taiwan Consulting Engineers Inc. T.Y. Lin International Vietnam Co. Ltd. The Municipal Infrastructure Group Ltd. (TMIG)
28	Perkins and Will	Nelson\Nygaard Consulting Associates Pierre-Yves Rochon Portland	39	Arup	Arup Advisory Inc. Arup Canada Inc Arup Latin America, SA Arup North America Ltd Arup Services New York Ltd Arup Texas Inc. Arup USA Inc. Ove Arup & Partners PC
29	Mott MacDonald	Mott MacDonald Alabama LLC Mott MacDonald Florida LLC Mott MacDonald Group Inc. Mott MacDonald I&E LLC Mott MacDonald Ltd Mott MacDonald Ny Inc. Mott MacDonald Operating Services LLC Mott MacDonald LLC	40	Brown and Caldwell	Brown and Caldwell Constructors Brown and Caldwell Consultants Canada
31	Michael Baker International	Baker AECOM LLC Baker and Associates General Partnership Baker LPA Architects, P.C. Baker LPA Group, LLP JMA Architects LLC Michael Baker Engineering Inc. Michael Baker International Architects, P.C. Michael Baker International Inc.	43	Skidmore, Owings & Merrill	SOM (Europe) LLP SOM Architectural Consulting (Shanghai) Co. Ltd. SOM India Private Limited SOM Inc.
32	STV Group Inc.	STV Architects STV Construction Inc. STV Energy Services Inc. STV Incorporated	45	Fugro USA Holding Inc.,	Fugro Brasilis Inc., Fugro Enterprise Inc., Fugro Gulf Inc., Fugro Synergy Inc., Fugro USA Land Inc., Fugro USA Marine Inc.,
36	Dewberry	Dewberry Architects Inc. Dewberry Design-Builders Inc. Dewberry Engineers Inc.	46	Geosyntec Consultants	Enviro Group Limited Inc. Geosyntec Consultants International Inc. Geosyntec Consultants Ltd. Geosyntec Consultants, Pty. Ltd. MEC Water Resources Inc.
37	Sargent & Lundy	Sargent & Lundy Canada Co. Sargent & Lundy Engineering Services Inc. Sargent & Lundy Engineers Ltd. Sargent & Lundy, L.L.C.	47	Hargrove Engineers + Constructors	
38	T.Y. Lin International	Bon Vietnam Joint Venture Co. Limited C.Y.L Engineering Consulting Inc.			

2020 Top 500 Design Firms – Subsidiaries by Rank

Rank	Company	Subsidiary	Rank	Company	Subsidiary
		<i>Hargrove Controls + Automation</i> <i>Hargrove Life Sciences</i>			<i>GPI Laboratories</i> <i>Keller & Kirkpatrick, Inc</i>
48	RS&H Inc.	<i>RS&H Architects-Engineers-Planners Inc.</i> <i>RS&H Commercial Realty Inc.</i> <i>RS&H Michigan Inc.</i>	65	LJA Engineering	<i>Berg Oliver</i> <i>DCBA</i> <i>Horizon Environmental</i> <i>LJA Infrastructure</i> <i>LJA Rail</i> <i>Precision Aerial</i>
50	CHA Consulting Inc.	<i>American Fire</i> <i>CHA Architecture</i> <i>CHA Canada</i> <i>CHA Tech Services</i> <i>Novara GeoSolutions</i>	66	EN Engineering LLC	<i>CNA LLC</i> <i>Energy Initiatives Group</i> <i>Pondhop Automation & Controls</i> <i>QC Data LLC</i> <i>Russell Corrosion Consultants</i> <i>Texas Utility Engineering</i>
53	LANGAN	<i>Langan CT, Inc</i> <i>Langan Engineering and Environmental Services Inc.</i> <i>Langan Engineering, Environmental, Surveying and Landscape Architecture, DPC, SA</i> <i>Langan International UK, LTD</i> <i>Langan International LLC</i> <i>Langan MI, Inc</i>	69	ECS	<i>ECS Capitol Services, PLLC</i> <i>ECS Corporate Services LLC</i> <i>ECS Florida LLC</i> <i>ECS Mid-Atlantic LLC</i> <i>ECS Midwest LLC</i> <i>ECS Southeast, LLP</i> <i>ECS Southwest, LLP</i>
54	KCI Technologies Inc.	<i>KCI Communications Infrastructure</i> <i>KCI Environmental Technologies and Construction</i>	70	Aegion Corp.	<i>Aegion Coating Services</i> <i>Brinderson LLC</i> <i>Corrpro Companies Inc.</i> <i>Fibrwrap Construction Services</i> <i>Institutform Technologies</i> <i>Schultz Industrial Services</i> <i>Underground Solutions</i> <i>United Pipeline Systems</i>
55	VHB	<i>VHB Engineering NC, P.C.</i> <i>VHB Engineering, Surveying and Landscape Architecture, P.C.</i> <i>VHB Metro DC LLC</i>	71	Gulf Interstate Engineering Co.	<i>Gulf Field Services</i>
60	Perkins Eastman	<i>BFJ Planning</i> <i>RGR Landscape</i> <i>Russell Design</i> <i>Urbanomics</i>	74	SCS Engineers	<i>SCS Energy</i> <i>SCS Engineers</i> <i>SCS Field Services</i>
63	Kleinfelder	<i>Kleinfelder Australia Pty</i> <i>Kleinfelder Canada Inc.</i> <i>Kleinfelder Construction Services</i> <i>Kleinfelder Northeast Inc.</i> <i>Kleinfelder Southeast Inc.</i> <i>Kleinfelder Inc.</i> <i>The Kleinfelder Group Inc.</i>	75	Zachry Group	<i>JV Industrial</i> <i>Madison Industrial</i> <i>Zachry Engineering Corp.</i> <i>Zachry Nuclear Engineering</i>
64	Greenman-Pedersen Inc. (GPI)	<i>GPI Geospatial</i>	77	NELSON Worldwide	

2020 Top 500 Design Firms – Subsidiaries by Rank

Rank Company Subsidiary

Rank Company Subsidiary

- Brinjac*
Nelco Architecture & Engineering Inc.
Nelco Architecture Inc
Nelco Architecture NY, PC.
Nelson Architecture & Interiors Inc.
Nelson Upper Midwest Operating Co.
- 79 Kohn Pedersen Fox Associates PC**
KPF Abu Dhabi
KPF Architecture & Design
KPF Associates
KPF Germany
KPF Hong Kong
KPF International Associates
KPF Korea
KPF Singapore
KPF Thailand
KPF Turkey
- 87 ENERCON**
ENERCON Federal Services
- 89 SC Cos. Inc.**
SCEPSC
SCIPL
- 92 Moffatt & Nichol**
Moffatt & Nichol Information Systems
Moffatt & Nichol, Brazil
Moffatt & Nichol, Chile
Moffatt & Nichol, Colombia
Moffatt & Nichol, London
Moffatt & Nichol, Panama
- 95 Volkert Inc.**
Volkert Global
- 96 Pennoni**
IIS
Pennoni Engineering and Surveying
- 97 Foth Cos.**
Foth Canada Corp.
Foth Infrastructure & Environment LLC
Foth Mexico Corp., S. DE R.I.DE C.V.
Foth Production Solutions LLC
- 100 Barr Engineering Co**
Barr Engineering & Environmental Science
Canada LTD
- 102 David Evans Enterprises Inc.**
David Evans and Associates, Inc

- Disaster and Emergency Management Services*
International LLC
Flux Resources LLC.
- 104 Leo A Daly**
Lockwood, Andrews & Newnam Inc.
- 106 Halff Associates Inc.**
Genesis Halff CEI Inc.
Halff TriTex Inc.
- 110 GZA**
Civil Dynamics
Emery & Garrett
GZA Michigan Inc.
Huff & Huff Inc.
Melick-Tully and Associates
Vieau Associates
- 115 IPS-Integrated Project Services LLC**
IPS BioPharmaceutical Technology Consulting
(Tianjin) LLC
IPS International Private Ltd.
IPS-Integrated Project Services (Germany)
GmbH
IPS-Integrated Project Services (Ireland) Limited
IPS-Integrated Project Services GmbH
IPS-Integrated Project Services Limited
IPS-Integrated Project Services Pte. Ltd.
IPS-Integrated Project Services, ULC
IPS-Mehtalia Pvt. Ltd.
IPS-Serviços de Projetos Integrados Ltda.
- 116 GAI Consultants Inc.**
Bellomo-Herbert & Co. Inc.
GAI Consultants - NC Inc.
GAI Consultants of Michigan, PLC
GAI Engineering & Surveying Consultants of
New York, P.C.
Lotspeich | Associates Inc.
Real Estate Research Consultants Inc.
Systems Planning Corp.
- 121 Atwell LLC**
RVi Planning and Landscape Architecture
Strategic Construction Solutions Inc.
- 124 Haley & Aldrich Inc.**
H&A Of New York LLP
Haley & Aldrich Construction Services
Haley & Aldrich Of Michigan, Inc
- 125 Consor Engineers LLC**

2020 Top 500 Design Firms – Subsidiaries by Rank

Rank Company Subsidiary

Rank Company Subsidiary

*AIA Engineers Consultants
Conсор Engineering & Land Surveying - NY, PC*

128 Morrison Hershfield

*Morrison Hershfield International Inc.
Morrison Hershfield Corp.
Morrison Hershfield Geomatics
Morrison Hershfield Limited
Morrison Hershfield Managers Inc.*

129 DLZ Corp.

*DLZ American Drilling Inc.
DLZ Illinois Inc.
DLZ Indiana LLC
DLZ Industrial Surveying Inc.
DLZ Industrial LLC
DLZ Kentucky, Inc
DLZ Michigan Inc.
DLZ National Inc.
DLZ Ohio Inc.
DLZ Pennsylvania Inc.
DLZ Wisconsin LLC*

130 SSOE Group

*SSOE China Co Ltd
SSOE Consultancy India Private Ltd
SSOE Group Mexico S de RL de DV
SSOE Inc.
SSOE Systems Inc*

131 Weston & Sampson

*Weston & Sampson Architects Inc.
Weston & Sampson Engineers Inc.
Weston & Sampson Land Surveyors Inc.
Weston & Sampson PE, LS, LA, PC
Weston & Sampson Services Inc.
WSE of North Carolina, PC*

132 EYP Architecture & Engineering

*EYP Architecture & Engineering of CT Inc.
EYP Architecture & Engineering of NJ Inc.
EYP Architecture & Engineering, P.C.
EYP Inc.
EYP/AE Incorporated
EYP/BJAC P.A.
EYP/Design Services Inc.
EYP/Program Management Inc.
WHR Architects Inc.
WHR Architects, P.C.
WHR Architecture, P.C.
WHR Design, PC*

137 Henderson Engineers Inc.

Henderson Building Solutions LLC

Henderson Engineers Inc.

143 Merrick & Co.

Merrick Canada, ULC

147 Salas O'Brien

*KDW Salas O'Brien
MEP Associates LLC
OMB Electrical Engineers
RMS Engineers
Salas O'Brien Engineers Inc.
Salas O'Brien Florida
Salas O'Brien South LLC
Salas O'Brien LLC
Technical Roofing Services
T-Squared Professional Engineers
Varo Engineers
WMA Consulting Engineers*

150 NORR

*NORR Architects & Engineers Limited
NORR Architects Engineers Planners
NORR Architects Planners Inc.
NORR Associates Inc.
NORR Consultants Limited
NORR Design Inc.
NORR Group Consultants International
NORR Inc.
NORR Limited
NORR LLC.*

156 Syska Hennessy Group

*Syska Hennessy Group China, Inc
Syska Hennessy Group, Inc*

161 Barge Design Solutions

*Gould Turner Group
ResourceTek*

169 American Structurepoint

American Structurepoint International LLC

170 The Burke Group Ltd.

*Burke LLC
Camplin Environmental Services
Christopher B. Burke Engineering LLC
Christopher B. Burke Engineering Ltd.
Emerald Site Services LLC
GE Consulting
KLOA
LAWR
Mackie Consultants LLC
SPACECO Inc.
Thomson Surveying Ltd.*

2020 Top 500 Design Firms – Subsidiaries by Rank

Rank Company Subsidiary

Rank Company Subsidiary

171 Raba Kistner Inc.

*PC Sports LLC
Project Control of Texas Inc.
Raba Ingenieros
Raba Kistner Consultants Inc.
Raba Kistner Environmental Inc.
Raba Kistner Infrastructure Inc.
Timber Creek Environmental LLC*

173 LaBella Associates, D.P.C.

*LaBella Associates, D.P.C.
LaBella Engineering, SLU
LaBella Environmental LLC*

174 Electrical Consultants Inc.

*Electrical Consultants Inc.
EPC Services Co.*

179 Clark Nexsen

Clark Nexsen Construction Services

182 BR+A Consulting Engineers

BR+A

184 Haskell

*Benham, A Haskell Co.
FreemanWhite, A Haskell Co.
H.R. Gray, A Haskell Co.
Seiberling, A Haskell Co.
The Haskell de Mexico*

193 Greeley and Hansen

*Greeley and Hansen Architects LLC
Greeley and Hansen Colombia S.A.S
Greeley and Hansen Ecuador CIA LTDA
Greeley and Hansen Michigan LLC*

195 Burrow Global LLC

Burrow Global Services

201 BCC Engineering Inc.

*Lakes Engineering Inc.
New Millennium Engineering Inc.*

203 Huckabee

Huckabee

211 ME Engineers

*M-E Engineers Limited
ME/Vogel Taylor engineers*

212 Wade Trim

*Wade Trim Associates Inc.
Wade Trim NY, PC
Wade Trim Inc. (Florida)
Wade Trim Inc. (Michigan)
Wade Trim Inc. (Ohio)*

215 Anvil Corp.

*Doyon Anvil, Limited
Redi Anvil LLC*

217 CP&Y Inc.

Meeting the Challenge Inc.

220 A. Morton Thomas and Associates Inc.

AMT LLC

221 Humphreys & Partners Architects

*Atticus Real Estate
Figoten, S.A.
HP Civil Engineering
HPA Design Group
HPLA Studio
Humphreys & Partners Architects (Vietnam) Co.
Limited
Humphreys & Partners Architects/Canada*

222 Schnabel Engineering

*Lachel & Associates Inc.
Schnabel Engineering of Michigan Inc.
Schnabel Engineering of New York
Schnabel Engineering South, P.C.
Schnabel Engineering West Inc.
Schnabel Engineering LLC
Schnabel Services Inc.*

226 H2M architects + engineers

*H2M Architects & Engineers
H2M architects + engineers
H2M Associates Inc.*

227 Dennis Group

*Dennis Brasil Engenharia Ltda
Dennis Group Canada Inc.
Dennis Group International, Unipessoal Lda
Tech4Food Engineering & Innovation Lda
The Dennis Engineering Group LLC
The Dennis Group Inc.*

230 Neel-Schaffer Inc.

*Maptech Inc.
SoilTech Consultants Inc.
True North Emergency Management*

2020 Top 500 Design Firms – Subsidiaries by Rank

Rank Company *Subsidiary*

Rank Company *Subsidiary*

231 BRPH Architects Engineers Inc.

*BRPH Architects Engineers Inc.
BRPH Construction Services*

239 Day & Zimmermann

*ATLANTIC UNION RESOURCES, INC - DBA
DZNPS
DAY & ZIMMERMANN INTERNATIONAL, INC
DAY & ZIMMERMANN MANAGEMENT
SERVICES, INC
DAY & ZIMMERMANN NPS, INC
MASON & HANGER
MASON & HANGER
MASON & HANGER
THE ATLANTIC GROUP, INC - DBA DZ
ATLANTIC*

246 PRIME AE Group Inc.

*Braun & Steidl Architects Inc.
GCAG/SCG JV LLC
Gulf Coast Architectural Group Inc.
KB Engineering Inc.
KB Group of NY Inc.
PRIME AE Group/Gannett Fleming JV
PRIME Construction Management & Survey Inc.*

248 tvsdesign

tvsdesign

251 RCM Technologies Inc.

*PSR Engineering Solutions d.o.o. Beograd
(Voždovac)
RCM Technologies (USA) Inc.
RCM Technologies Canada Corp.*

257 Fehr & Peers

Fehr & Peers DC

259 EnSafe Inc.

GR2 LLC

260 T&M Associates

East Coast Drilling

261 Ross & Baruzzini Inc.

*Ross & Baruzzini | CAGE
Ross & Baruzzini | COMgroup
Ross & Baruzzini | DVS
Ross & Baruzzini | EDI
Ross & Baruzzini | Genesis Planning
Ross & Baruzzini | MACRO
Ross & Baruzzini | Mitchell Planning*

263 Ardurra Group Inc.

*Ardurra Group New York
Ardurra Group North Carolina
PCA Australia*

264 Rettew Associates Inc.

RETTEW Engineering & Surveying

266 Otak Inc.

*DAY CPM Services LLC
k2 Consultancy Group
Otak International Inc.*

269 Arquitectonica

*ArqGEO
H3*

272 Twining Inc.

*DRP
RADCO
Sys-Tek
Twining Consulting Inc.
Twining Inc.*

278 J-U-B Engineers Inc.

*Gateway Mapping Inc.
The Langdon Group*

285 TKDA

Cedar Street Architecture

287 RMA Group

*RMA GeoScience
Site Scan*

290 Geo-Logic Associates Inc.

*Clear Creek Associates
Daniel B. Stephens & Associates Inc.
Geo-Logic Associates Inc.
Geo-Logic Peru
Kunkel Engineering
RMC*

306 The S/L/A/M Collaborative

*Construction Services of Somerset
S/L/A/M Architects, Landscape Architects &
Engineers, P.C.
S/L/A/M Construction Services*

307 Fuss & O'Neill Inc.

Fuss & O'Neill Manufacturing Solutions LLC

2020 Top 500 Design Firms – Subsidiaries by Rank

Rank Company Subsidiary

Rank Company Subsidiary

313 Hart Howerton

*Hart Howerton Partners, Ltd
Hart Howerton, Ltd*

314 Bartlett & West Inc

*BW Field Services LLC
BW/Corman Technologies LLC
SCS LLC
West Dakota Water LLC*

321 ISG

*ISG Field Services LLC
ISGrowth Machine Inc.*

325 ms consultants Inc.

ms consultants Inc.

326 Baxter & Woodman Inc.

Concentric Integration

328 McLaren Engineering Group

*LandMetrics Engineering and Land Surveying,
PC
M. G. McLaren Engineering and Land Surveying,
PC
McLaren Technical Services, Inc*

334 T2 Utility Engineers

*T2 Engineering Services, P.C.
T2 UES (MI), Inc*

339 AlfaTech Consulting Engineers Inc.

AT-PD Inc.

342 BHDP Architecture

AVUITY

343 Martin/Martin Inc.

Martin/Martin Inc. Wyoming

346 Manhard Consulting, Ltd

*Manhard Dallas LLC
Manhard.TX LLC*

347 RATIO

*RATIO / HPA
RATIO / smdp LLC*

349 Landrum & Brown Inc.

KBJ Architects LLC

KBJ-L&B Architects LLC

L&B Architects LLC

L&B China LLC

L&B Colombia S.A.S

*L&B Transportation Technology Consultancy
(Shanghai) Co., Ltd*

L&B Worldwide Australia PTY LTD

Landrum & Brown UK Limited

Landrum & Brown Worldwide Services LLC

Trillion Aviation LLC

350 Binkley & Barfield Inc.

*Baseline Corp.
Landev Engineers Inc.
Shine & Associates*

354 ARM Group Enterprises Inc.

*ARM AEC LLC
ARM CAMCO LLC
ARM EnerTech Associates LLC
Geo-Science Engineering & Testing LLC*

361 WD Partners

WD Partners India Private Limited

375 RDG Planning & Design

*RDG IA Inc
RDG Schutte Wilscam Birge, Inc*

379 Leighton Group, inc

*Leighton Associates, Inc
Leighton Consulting, Inc*

380 LHB Inc.

LHB LLC

384 Heapy

*Heapy Engineering Indiana LLC
Heapy Solutions*

385 Advantage Engineers

*Advantage Engineers
Synergy development Service*

386 GBA (George Butler Associates)

*Alynix LLC
GBA Builders LLC
gba Systems Integrators LLC
Infrastructure Solutions LLC
Virocon Inc.*

389 Steelman Partners

DSAA

2020 Top 500 Design Firms – Subsidiaries by Rank

<u>Rank</u> <u>Company</u> <u>Subsidiary</u>	<u>Rank</u> <u>Company</u> <u>Subsidiary</u>
	<i>Blaine Construction Corp.</i>
	<i>Edwards Electric Service LLC</i>
	<i>JESCO Inc.</i>
	<i>Merit Electrical Inc.</i>
	<i>Superior Asphalt Inc.</i>
	<i>W.G. Yates & Sons Construction Co.</i>
	<i>Yates Constructors LLC</i>
	<i>Yates Engineers LLC</i>
	<i>Yates Services LLC</i>
393 England-Thims & Miller Inc. <i>ETM Surveying & Mapping Inc.</i>	450 Merriman Anderson/Architects Inc. <i>Merriman Pitt Anderson</i> <i>Merriman Schmitt Anderson</i>
396 CTL Engineering Inc. <i>Industrial Communication and Sound</i>	451 CTL Thompson Inc. <i>CTL Thompson Materials Engineers Inc.</i>
412 The LiRo Group <i>DiGiorgio Associates, P.E.</i> <i>James LaSala and Associates, P.C.</i> <i>LiRo Architects + Planners, P.C.</i> <i>LiRo Engineers Inc.</i> <i>LiRo GIS Inc.</i> <i>LiRo Program and Construction Management,</i> <i>PE P.C.</i> <i>Monitor Builders Inc.</i>	452 Costello Inc. <i>Costello Inc.</i>
415 RDC-S111 <i>RDC</i> <i>Studio One Eleven</i>	453 Grimm + Parker Architects <i>Grimm + Parker Architects</i> <i>Grimm + Parker Architects</i>
425 GRW Engineers Inc. <i>Chapman Technical Group</i> <i>GRW Aerial Surveys</i>	464 Souder, Miller & Associates <i>Souder, Miller & Associates Operations</i> <i>Vigil Enterprises</i>
426 Wendel <i>Wendel Architectural Resources Inc.</i> <i>Wendel Construction Inc.</i> <i>Wendel Consulting Services LLC</i> <i>Wendel Energy Services LLC</i> <i>Wendel Engineering Resources Inc.</i> <i>Wendel Engineering, PC</i> <i>Wendel WD Architecture, Engineering,</i> <i>Surveying & Landscape Architecture, PC</i>	472 Highland Associates LTD <i>Highland Associates LTD</i>
428 WithersRavenel Inc <i>WithersRavenel</i>	475 McMahon Associates Inc. <i>McMAHON Inc.</i> <i>RW Management</i>
430 V3 Cos. <i>V3 Companies of Canada Ltd.</i> <i>V3 Companies Ltd.</i>	479 Jones Edmunds & Associates Inc. <i>JEACES</i>
432 Dekker/Perich/Sabatini Ltd. <i>da2b66</i>	480 GP Strategies Corp. <i>Lorien Engineering</i>
443 The Yates Cos. Inc. <i>American Industrial Construction LLC</i>	487 E.L. Robinson Engineering Co. <i>EL Robinson Engineering Of Ohio Co.</i>