

ENR THE TOP 500

Overview p. 40 // Profitability p. 40 // Top 500 Volume p. 40 // Backlog p. 40 // Markets' Share of Total Revenue p. 41 // Domestic and International Staff Hiring p. 41 // International Market Analysis p. 42 // Past Decade's Design Revenue p. 42 // Ardurra's Calm Through the Storm p. 43 // Top 20 Design Firms by Sector pp. 44-46 // Top 50 Designers in International Markets p. 47 // Gensler's "Lotus Crown" p. 47 // Top 100 Pure Designers p. 48 // Designers Rising High p. 49 // Top 500 Dialogue p. 50 // Barr Helps Bemidji Clean Up p. 51 // How To Read the Tables p. 51 // Top 500 Design Firms List p. 52 // Where To Find the Top 500 p. 65

NUMBER 112



PHOTO COURTESY OF CHAD BAY, ALFRED BENESCH & CO.

LOCKING THE KEYSTONE

Alfred Benesch & Co. is design firm for the Illinois I-74 reconstruction, a \$1.2-billion project that will include construction of nine bridges.

Designing for the New Normal

The ENR Top 500 Design Firms spent 2020 adapting to a pandemic. How will they evolve to take on what comes next? By Jonathan Keller



There are dates that stick in the collective memory: 1776, 1861, 1929 and now 2020, which could well be a year that future generations in the construction industry look back on as a major turning point. The social, economic and cultural ramifications of COVID-19 won't be fully understood for years to come, but the challenge of the pandemic has caused rapid change across the design sector.

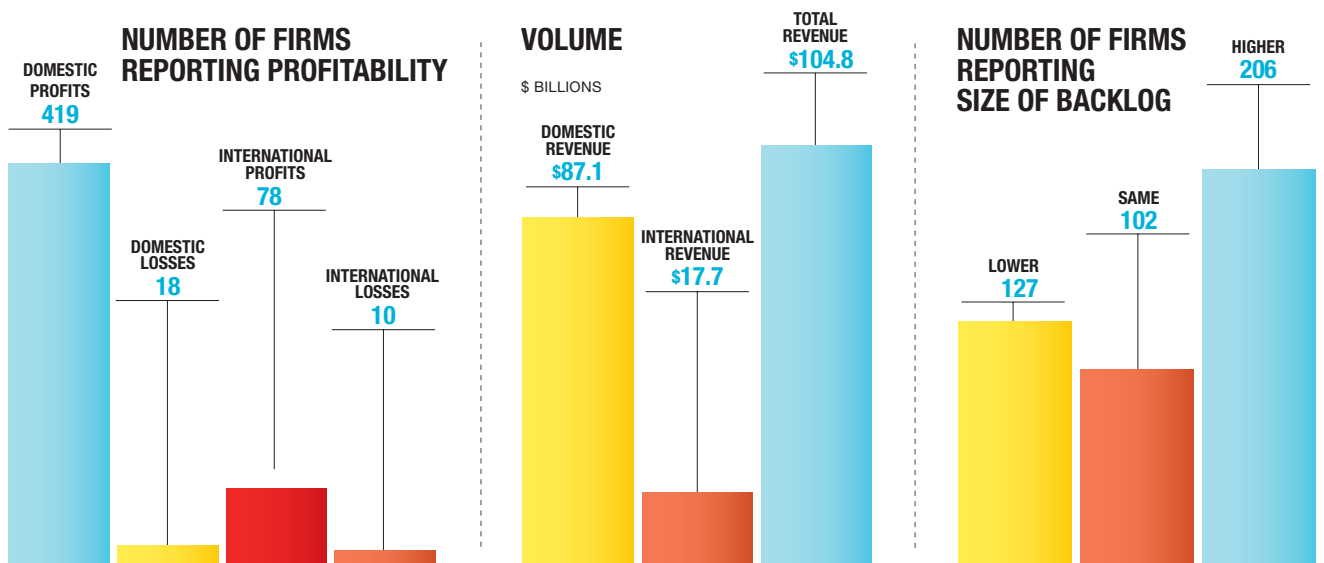
Even so, the revenue shortfall many observers had predicted for design firms has not happened to the extent feared, according to results of the 2021 Top 500 Design Firms ranking. The aggregate revenue for listed firm actually rose to a record \$104.77 billion in 2020—an increase of 1.48%.

However, the raw numbers don't tell the whole story. The 2021 list features the return of Fluor Corp., which was unable to release financials for last year's ranking due to a federal probe of project charges; and Worley, which failed to file in 2020. Their inclusion added more than \$6 billion to the

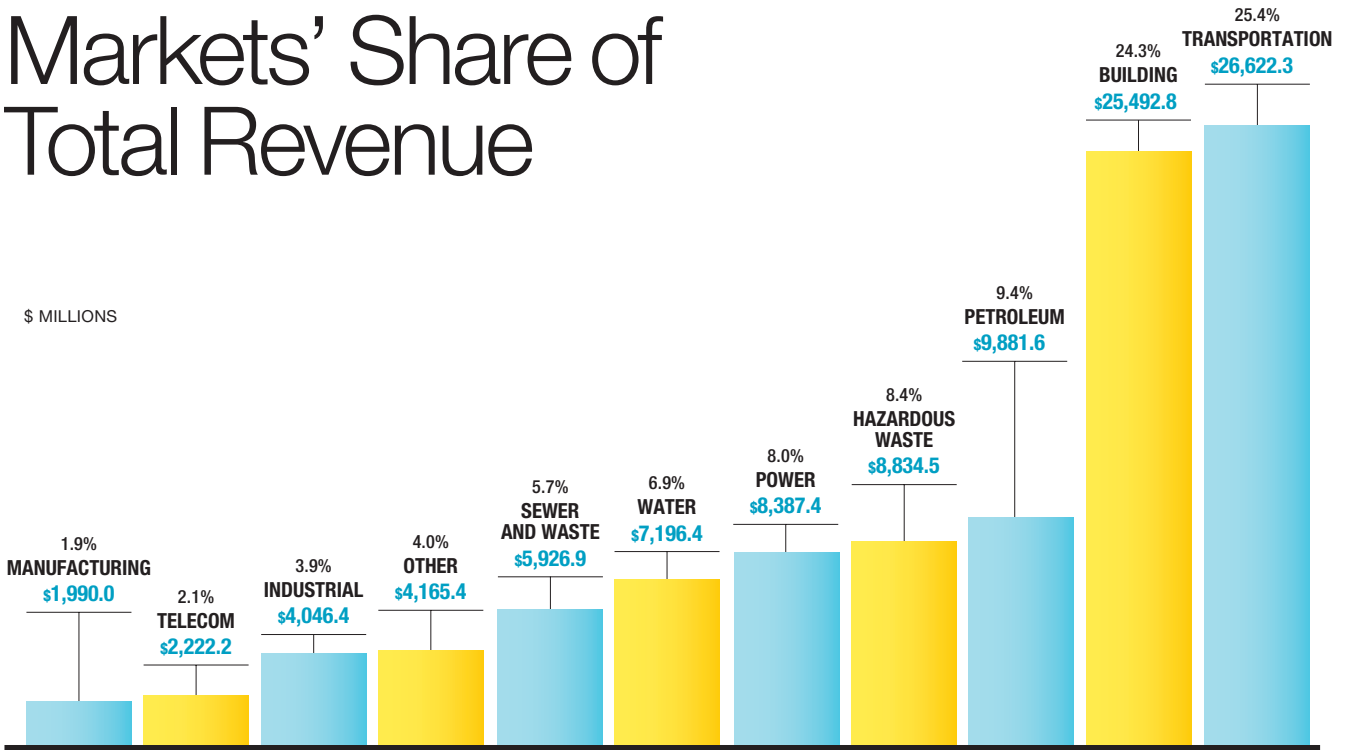
total. The median revenue for firms actually fell, to \$64.95 million on this year's ranking from \$67.94 million for the 2020 list—a drop of 4.4%. Backlogs took the biggest hit. Almost three times as many firms are reporting a lower backlog compared to a year ago, with 127 noting a decline this year versus just 45 on the 2020 ranking.

A notable absence this year is KBR Inc., which opted not to file a top design firms survey for its 2020 results, due to its "current business profile as a high-end solutions-oriented organization," the company told ENR. KBR was ranked third on last year's Top 500 list.

2020-2021 at a Glance



Markets' Share of Total Revenue



A New Way to Work

At the beginning of the pandemic, firms were forced to make what was for many a radical change in the way they worked. “Like most practices, we took our operations virtual over a weekend,” says Jenna Knudsen, CO Architects’ managing principal. “We went from 95% of our staff working in one office space to 120 people working from 120 different locations.” At first the challenge was technological. While some of CO’s operations were digital, others such as accounting were paper-based, and had to make a rapid transition.

“This has been one of the fastest technology transfers in my career,” says Jerry Holder, Garver’s senior vice president and director of transportation. “Many firms had no intention of making such a transition [but] they adapted at a surprisingly fast rate.”

However, it quickly became apparent that the real challenge of the pandemic was less about the technology and more about the people. Firms needed to find a way to do business while helping employees deal with the stress and isolation of a pandemic. “It was the collaborative, human connection side of it that’s very dif-

477

Top 500 Firms also sent in a survey last year

58.1%

Report revenue rose between 2019 and 2020.

18.7%

Report revenue fell by 10% or more between 2019 and 2020.

icult,” says Nick Leahy, co-CEO of Perkins Eastman. Kumar Buvanendaran, president and CEO of Prime AE Group, adds that “COVID-19 has probably had more permanent psychological changes in our operations than tangible.” He says COVID-19 forced a “cultural reset” at the firm. “We are reminded of what matters most—the safety, health and happiness of our employees,” the executive points out.

Firms worked to ameliorate the effects of the pandemic on employees’ physical and mental health via outreach. “Normalizing the conversation and reducing the stigma around mental health is crucial,” says Steve Demetriou, Jacobs’ chair and CEO. During the pandemic, the firm launched its Mental Health Matters resilience program, which features live webinars on relaxation, coping mechanisms and physical health.

The program is an offshoot of Jacobs’ Mental Health Matters effort, which created 1,900 trained mental health “champions” throughout the global organization. “We equipped our Positive Mental Health Champions with materials to assist employees with COVID-19-related mental health concerns,” Demetriou says.



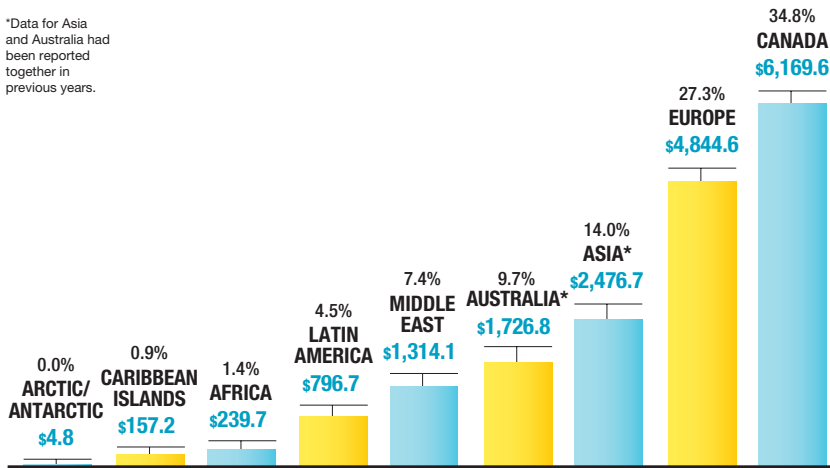
(MEASURED IN FIRMS REPORTING)

SOURCE: ENR

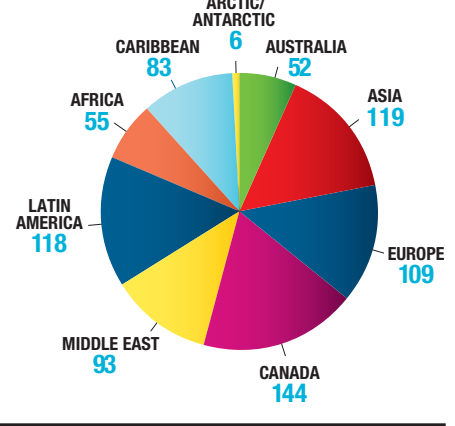
International Market Analysis

\$ MILLIONS

*Data for Asia and Australia had been reported together in previous years.



NUMBER OF FIRMS IN EACH REGION



Direct benefits provided another avenue for firms to assist their employees. “We set up Care.com benefits that help our employees more easily access childcare in response to ever-changing impacts on schools and day cares,” says Kathleen Abbott, Arcadis’ environment business line president. The firm also developed a health and safety app to allow employees to report and evaluate symptoms of COVID-19.

Congruex has offered employees paid time off to get the COVID-19 vaccine. “Due to the nature of our work, we find it extremely important to protect ourselves, our customers and our communities against the continued spread of the coronavirus,” stresses Rob Reynolds, Congruex’s chief information officer.

Work from home has created challenges beyond the logistics of supplying, engaging and coordinating a remote workforce. The high profile hacking of Zaha Hadid Architects, soon after the start of the pandemic in April 2020, highlighted the need for a robust cybersecurity infrastructure. Firms are also exposed through their third party vendors, as in the recent hacking of Arup’s third party payroll provider, Symatrix.

“The SolarWind and Microsoft Exchange hacks have really disrupted federal and commercial markets,” says Demetriou of Jacobs. Costs are rising as firms need to upgrade legacy systems and add cyber “sensors” to their



“Cyber insurance has increased 400%. Many clients are asking for greater limits and specific coverages.”

Steve Lane, CEO of SSR

networks, not to mention offensive cyber “threat hunt” teams. According to Demetriou, “Our teams proactively and iteratively search through networks to detect and isolate threats. An active cyber defense is vital.”

Other cyber security-related costs are rising as well. “Cyber insurance has increased 400%. Many clients are asking for greater limits and specific coverages,” says Steve Lane, CEO of SSR. But clients are unwilling to pay for those increased costs, he adds. That cost is eaten by the firm. Companies that work with the U.S. Defense Dept. are being required to achieve Cybersecurity Maturity Model Certification, which aims to reduce their vulnerabilities. Building out infrastructure to satisfy that certification is yet another expense. “The regulations and requirements are incredibly rigorous and strict and have impacted many vendors and partners we conduct business with,” says Prime AE’s Buvanendran.

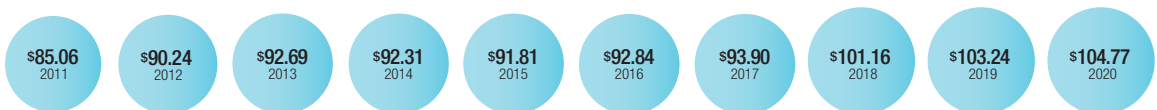
Generally firms have adapted well to the reality of remote work. Creative use of video has helped firms check in on their employees and maintain company culture. “Some of our offices have done virtual murder mysteries,” says Louis Armstrong, president and CEO of Kleinfelder. Virtual bingo and comedy shows have been on the menu over lunch at Pape Dawson.

Many more firms have discovered surprising benefits to remote work. “With our digital tools, we are now

COMPARING THE PAST DECADE'S DESIGN REVENUE

\$ BILLIONS

SOURCE: ENR



building cross-office teams remotely,” says Dana L. Harbaugh, NAC Architecture president and CEO. It allows the firm “to offer our clients the experience needed for their unique projects.” This has helped NAC level workloads across offices, he adds.

Work from home has provided a reduction in some costs, particularly business travel. And lower levels of business travel look like they are here to stay. “One of the lessons from COVID has been the realization that a part of our ‘typical’ business travel can be eliminated using virtual communication tools,” says B. Narayanan, president and CEO of Carollo Engineers. Reduced travel has also helped firms cut their carbon emissions. “Our reduced emissions have enabled us to meet our goal of becoming a carbon-neutral firm in 2021,” says CallisonRTKL president and CEO Kim Heartwell.

Deciding if, when and how to bring people back into the office is top of mind for many executives. CO’s Knudsen says “20% of our staff have never worked in a physical office together and the other 80% will have worked remotely for 18 months.” The firm will make that transition slowly and methodically, she says.

Some employees would prefer to stay remote. “Surveys of our staff indicate more than one-third wish to continue working from home after we permanently return to the offices, at least part time,” says Cunningham CEO Tim Dufault. The company is moving to full time hoteling in all workstations. “There is a necessity to make the desk solution as flexible as possible and able to accommodate any team member at any given time,” he adds.

Most design firms say they will bring employees back into the office when it’s feasible to do so, but many will be offering some sort of remote work option. A poll conducted for the American Institute of Architects’ February 2021 Architectural Billings Index showed that only 56.5% of firms expect employees to work from the office every day, down from 74.4% pre-pandemic. Flexibility seems to be the key. “[It] will be a hybrid,” says Armstrong of Kleinfelder. “But I think that hybrid will look different in many of our locations.” He cites the differences between urban and suburban environments as a factor. “You have to take into consideration [employee] living situations,” says Leahy of Perkins Eastman. For example, many New York City students have been home, studying remotely.

Firms are taking a hard look at what that new office space will look like. “We are exploring how it can be configured to support more collaborative/teamwork areas vs. a focus on the individual desks,” says Dufault. Leahy agrees: “We need many more meeting spaces, bigger spaces [and] better video conferencing facilities.”

Downsizing space also seems to be a prominent option for firms. Almost 30% of companies that responded to AIA’s survey said they would need less office

Wellness | By Emell Adolphus

Ardurra’s Calm Through the Storm

Count 1/2	Count 12/31	Hires	Acquire
344	516	88	188

Project disruption due to COVID-19 is a universal concern for design firms. Yet often overlooked is the pandemic’s impact on employees.

A company-wide survey at Ardurra (**No. 190**) revealed nearly 40% of the firm’s 500-plus employees battled anxious feelings about work and loneliness during the pandemic’s early stages. The firm also saw an uptick in the use of staff mental health services. Putting heads together on a plan to help employees, leadership introduced a free subscription to the Calm meditation app to encourage teams to put mental health first. More than 300 employees responded.

“It’s not just about engineering and work, it’s about feeling good where you are at,” explains CEO Ernesto Aguilar about the firm’s investments in employee mental health. “I think a lot of people saw it as a way the company is thinking about them during these weird times.”

The Calm app guides users through meditation, reads soothing stories for sleep and includes instructional podcasts that focus on handling stress and resetting the mind. “It takes a while but it does work,” says Aguilar, who meditates every day. Since introducing the app, the firm reported a major increase in employee productivity, and

already has plans to make the app available for another year. The firm also plans to

make work from home a permanent option for all employees.

“One of the things that we are most proud of is that our turnover rate is extremely low,” says Aguilar. He believes small gestures have a big impact. “We send a signal to the employees that we care about their personal lives.”

Beyond mental health, Ardurra is also working to establish a greater connection among the firm’s more than 30 offices. Early last spring, the company celebrated its inaugural “Ardurra Day” with a virtual happy hour, and unveiled a top-down outreach program to foster “meaningful conversations” among staff.

Despite the pandemic, Ardurra acquired two Florida-based engineering firms specializing in water, wastewater and public works markets—Constantine Engineering Inc., and Pigeon-Roberts & Associates LLC.

“Last year was an incredible year for us,” says Aguilar. “Our backlog has grown tremendously. Profitability is probably the best year we had. So, it’s worked.”

The Top 20 Design Firms by Sector

1		TRANSPORTATION		2		INDUSTRIAL PROCESS/ PETROLEUM		3		GENERAL BUILDING	
RANK		Top 20 Revenue: \$16.0 Billion Top 20 Market Share: 60.2%		RANK		Top 20 Revenue: \$11.3 Billion Top 20 Market Share: 81.3%		RANK		Top 20 Revenue: \$9.6 billion Top 20 Market Share: 37.7%	
2021	2020	2021	2020	2021	2020	2021	2020	2021	2020	2021	2020
1	1	1	**	1	1	1	1	1	1	1	1
2	2	2	**	2	**	2	**	2	2	2	1
3	3	3	1	3	1	3	1	3	3	3	3
4	4	4	5	4	5	4	5	4	4	4	4
5	5	5	6	5	6	5	6	5	7	5	7
6	6	6	11	6	11	6	11	6	5	6	5
7	7	7	3	7	3	7	3	7	6	7	6
8	10	8	7	8	7	8	7	8	8	8	8
9	9	9	8	9	8	9	8	9	9	9	9
10	8	10	9	10	9	10	9	10	12	10	12
11	11	11	13	11	13	11	13	11	11	11	11
12	12	12	**	12	**	12	**	12	13	12	13
13	14	13	16	13	16	13	16	13	16	13	16
14	13	14	18	14	18	14	18	14	**	14	**
15	**	15	**	15	**	15	**	15	20	15	20
16	16	16	15	16	15	16	15	16	14	16	14
17	15	17	14	17	14	17	14	17	15	17	15
18	**	18	12	18	12	18	12	18	18	18	18
19	18	19	**	19	**	19	**	19	19	19	19
20	17	20	**	20	**	20	**	20	**	20	**

space compared with before the pandemic, according to its chief economist, Kermit Baker. “Some fairly significantly less,” he adds.

“We have multiple offices that are nearing the end of leases and have taken a very different approach to assessing their space needs for the future,” says Mike Medici, president and managing partner at SmithGroup. In the meantime, many firms are continuing to pay for unproductive space. “The additional cost of cleaning/disinfecting these spaces is not recoverable,” says Cuningham’s Dufault. Landlords have been understandably reluctant to allow a change in lease durations, he adds.

Design firms are also applying a new line of thinking to their designs for their clients. “The idea that being in an office is not important because of your desk, but because of your ability to work and socialize with others, face-to-face,” says Victor Vizgaitis, principal and chair of architecture for Sasaki. “There is a relationship between experience and place,” adds Diane Hoskins, co-CEO of Gensler. “In the post-pandemic market, the real estate that provides the essential experiences that we can’t replicate virtually or have delivered to our homes will be the most in demand.”

Diversity, equity and inclusion (DEI) have always been a challenge for the design sector, but 2020 was different. “Following the brutal killing of George



“The real estate that provides the essential experiences that we can’t replicate virtually or have delivered to our homes will be the most in demand.”

Diane Hoskins,
co-CEO of
Gensler

Floyd, this past year was a time for learning, reflection and leading the change,” says Hoskins.

The Struggle for Diversity

There is plenty of work to do. According to the U.S. Bureau of Labor Statistics, Black workers make up 12.1% of all U.S. workers but only 6% of the architectural, engineering and related services group. Among professional and technical services fields tracked by the bureau, only scientific research and veterinary services have a smaller percentage of Black workers.

Women are also underrepresented, making up 46.8% of the U.S. workforce, but only 27% of the architectural, engineering and related services group. Only landscaping and waste management have lower proportions of women in professional and technical services.

Many clients are concerned. “Clients [are] asking for specifics on our firm’s approach, philosophy and the action plans we have put in place to address justice, equity, diversity and inclusion (JEDI) issues,” says Enrique Sanchez, corporate marketing leader, HED.

Firms are responding. “We have created and filled a new role of diversity, equity and inclusion manager,” says Woodard & Curran CEO Alyson Watson. The firm has also activated employee resource groups and established

4		HAZARDOUS WASTE	
RANK		Top 20 Revenue: \$8.0 Billion Top 20 Market Share: 90.4%	
2021	2020		
1	1	JACOBS	
2	2	AECOM	
3	3	ARCADIS NORTH AMERICA	
4	5	TETRA TECH INC.	
5	4	LEIDOS	
6	**	FLUOR CORP.	
7	**	TRC COS.	
8	8	BECHTEL	
9	6	WOOD	
10	9	GHD INC.	
11	10	GEOSYNTEC CONSULTANTS	
12	7	PARSONS	
13	11	SNC-LAVALIN INC.	
14	12	TERRACON CONSULTANTS INC.	
15	16	WSP USA	
16	14	LANGAN	
17	13	CDM SMITH	
18	18	BURNS & MCDONNELL	
19	17	HALEY & ALDRICH INC.	
20	15	BROWN AND CALDWELL	

5		POWER	
RANK		Top 20 Revenue: \$6.1 Billion Top 20 Market Share: 72.4%	
2021	2020		
1	1	BURNS & MCDONNELL	
2	2	BLACK & VEATCH	
3	3	POWER ENGINEERS INC.	
4	5	SARGENT & LUNDY	
5	7	TRC COS.	
6	6	KIEWIT CORP.	
7	11	JACOBS	
8	4	AECOM	
9	9	LEIDOS	
10	8	WSP USA	
11	10	TETRA TECH INC.	
12	12	HDR	
13	18	NV5 GLOBAL INC.	
14	17	WOOD	
15	15	ENERCON	
16	**	WORLEY	
17	14	STANTEC INC.	
18	19	WILLDAN	
19	20	ZACHRY GROUP	
20	**	ULTEIG ENGINEERS INC.	

6		WATER	
RANK		Top 20 Revenue: \$5.3 Billion Top 20 Market Share: 74.3%	
2021	2020		
1	1	TETRA TECH INC.	
2	3	AECOM	
3	2	JACOBS	
4	6	CDM SMITH	
5	5	HDR	
6	8	STANTEC INC.	
7	4	BLACK & VEATCH	
8	7	ARCADIS NORTH AMERICA	
9	10	CAROLLO ENGINEERS INC.	
10	11	MICHAEL BAKER INTERNATIONAL	
11	13	BROWN AND CALDWELL	
12	15	GHD INC.	
13	17	GANNETT FLEMING	
14	12	HAZEN AND SAWYER	
15	16	WOOD	
16	18	FREESE AND NICHOLS INC.	
17	**	MOTT MACDONALD	
18	**	NV5 GLOBAL INC.	
19	14	DEWBERRY	
20	19	GEI CONSULTANTS INC.	

a three-year plan to address topics including recruiting and mentorship. “We aren’t where we need to be yet, but we are truly committed to making the changes we need to make to get there,” adds Watson. Woodard & Curran also collaborated with RS&H and VHB to form the Design Professionals Coalition Diversity and Inclusion Working Group, under the aegis of the American Council of Engineering Companies. The group published a report highlighting best practices around DEI initiatives.

Industry executives are aware that progress needs to be measurable. “The implementation of our Strategies to Fight Racism [program] and the creation of global race and diversity committees in every region ensure that our commitment is more than just words,” says Hoskins. Those bodies set measurable milestones and craft a diversity report.

Firms are also putting their money where their mouth is. “We developed the Emerging Black Architects Scholarship to create new pathways into the profession and reduce barriers for students in need of funding to continue their education,” says Sharron van der Meulen, partner at ZGF Architects. The company is also hosting two students at its Washington, D.C., and Los Angeles offices as part of the National Organization of Minority Architects Foundation scholarship effort. SmithGroup’s



“Clients are asking for specifics on our firm’s approach, philosophy and the action plans we have put in place to address justice, equity, diversity and inclusion issues.”

Enrique Sanchez, corporate marketing leader of HED

Equity, Diversity and Inclusion scholarship program is now in its fourth year.

Another area of focus has been establishing relationships with historically Black colleges and universities. “Record numbers of companies have approached [the National Society of Black Engineers (NSBE)] to partner,” says Karl Reid, senior vice provost and chief inclusion officer at Boston’s Northeastern University. “Engineering firms had really not explored it previously,” he adds. Reid, formerly executive director of the NSBE, has seen an uptick in engagement with other underrepresented groups as well, including institutions serving Latino and tribal student communities.

Reid stresses the importance of engaging with candidates from minority groups and representative institutions early in the pipeline. “The companies that are really strategic form relationships early on. They’re not going to cherry-pick at the end of the pipeline and say, ‘OK, where are your seniors?’” He cites corporations such as Honeywell in its support of NSBE’s K-12 program, called NSBE Jr., as a way to “widen the pipe” for engineers of color.

Firms are also thinking about the way they interview. “We are developing an equitable interview process in which interviewers are better prepared to find the best fit while exploring a diverse pool of candidates,” says Dino

The Top 20 Design Firms by Sector

7 SEWER AND WASTE			8 TELECOMMUNICATIONS			9 MANUFACTURING		
Top 20 Revenue: \$3.9 Billion Top 20 Market Share: 65.7%			Top 20 Revenue: \$1.7 Billion Top 20 Market Share: 78.5%			Top 20 Revenue: \$1.5 Billion Top 20 Market Share: 77.1%		
RANK	2021	2020	RANK	2021	2020	RANK	2021	2020
1	1	JACOBS	1	1	JACOBS	1	2	JACOBS
2	2	TETRA TECH INC.	2	3	BLACK & VEATCH	2	3	WOOD
3	3	AECOM	3	4	TOWER ENGINEERING PROFESSIONALS	3	4	GHAFARI ASSOCIATES LLC
4	5	BROWN AND CALDWELL	4	5	BURNS & MCDONNELL	4	5	SSOE GROUP
5	6	HDR	5	6	EXP	5	**	EXYTE US INC.
6	9	HAZEN AND SAWYER	6	**	CONGRUEX	6	14	BURNS & MCDONNELL
7	4	CDM SMITH	7	7	CORGAN	7	**	WARE MALCOMB
8	7	BLACK & VEATCH	8	12	KCI TECHNOLOGIES INC.	8	7	GOLDER
9	10	CAROLLO ENGINEERS INC.	9	18	ESD	9	6	CHA CONSULTING INC.
10	11	SCS ENGINEERS	10	8	HDR	10	16	LEIDOS
11	8	STANTEC INC.	11	10	ECS	11	19	RS&H INC.
12	12	WOODARD & CURRAN	12	**	WSP USA	12	**	POND
13	13	GHD INC.	13	13	AECOM	13	**	MCKIM & CREED INC.
14	14	GEOSYNTEC CONSULTANTS	14	9	BECHTEL	14	17	SNC-LAVALIN INC.
15	**	ARCADIS NORTH AMERICA	15	17	KIMLEY-HORN	15	10	MATRIX TECHNOLOGIES INC.
16	15	BURNS & MCDONNELL	16	16	ADVANTAGE ENGINEERS	16	20	ECS
17	16	GREELEY AND HANSEN	17	19	SALAS O'BRIEN	17	**	COFFMAN ENGINEERS INC.
18	18	LJA ENGINEERING	18	15	WILLDAN	18	15	BRPH ARCHITECTS ENGINEERS INC.
19	17	WOOD	19	11	VANDERWEIL ENGINEERS	19	**	THE RUDOLPH LIBBE COS. INC.
20	**	KIMLEY-HORN	20	**	TERRACON CONSULTANTS INC.	20	**	AECOM

DeFeo, managing partner at AKF Group. The firm aims to ameliorate unconscious bias by designating a group of interviewers to review candidates.

The switch to virtual meetings has facilitated another kind of equity. “[They] are enabling greater access and inclusivity for community stakeholders to provide input—no matter where the stakeholders live, their access to transportation, their income level, ethnicity or ability to speak English,” says Diana Mendes, corporate president of infrastructure and mobility equity at HNTB. The firm has developed the Public Involvement Management Application in conjunction with the Iowa Dept. of Transportation to foster transparent communication about transportation infrastructure projects. Virtual public meetings “allow the public to research the project material at their own pace and when it is convenient to them,” says Garver’s Holder. “As opposed to the one evening at the local high school between 6 to 9 p.m.—and if you had to take your kid to soccer practice, well, you just missed your chance,” he adds.

The Talent Gap Widens

Acquiring, developing and retaining talent has long been a challenge for the industry, but the pandemic is increasing the difficulty for many firms. “Many young



“Where it may not have been feasible to bring an up-and-coming team member to a client meeting in the past, considering time and travel costs, it is now much easier to include them in a virtual meeting.”

Bill Ashworth, COO of VHB

professionals exited the profession [during the pandemic], and as markets begin to take off, everyone will be looking for talent in a smaller pool,” says Dufault of Cuningham. He expects the shortage to be felt most keenly at mid-level positions.

Entry level candidates will likewise be hard to come by. “Universities are not producing enough graduates in key disciplines to accommodate industry needs,” says Steve Davidson, executive vice president of American Structurepoint. That shortage may have been exacerbated by the pandemic. “There was a not insignificant percentage of students that took a semester or a year off,” says Patrick Sheehan, president and CEO of GZA. “It’ll be interesting to see what impact that has on engineering graduation rates over the next couple of years.”

With supply down and demand on the rise, labor costs are increasing. “Everyone is giving their existing staff a raise because they don’t want to lose them,” says Gannett Fleming chairman and CEO Robert M. Scaer. “We haven’t seen increases like this since before the Great Recession,” says Bryan P. Powell, COO of Westwood, adding that labor costs are rising at a much greater rate than fees the marketplace will bear. With a possible boost in work from the looming federal infrastructure bill, “competition for talent will be fierce,”

says Kevin Fitzpatrick, president and CEO of Alfred Benesch & Co.

Still, while many firms focused on retaining talent during the pandemic, some have been able to expand. “We hired a significant number of new employees in 2020—increasing staff by more than 25% overall,” says Matthew Oberts, senior vice president of SSOE. It was not alone. “We hired more new staff in 2020 than in the two prior years combined,” says B. Narayanan of Carollo Engineers. The firm went into the pandemic with a goal of simply avoiding layoffs, but found an opportunity to strengthen its ranks. “Not surprisingly, there has been some excellent talent available in the market during this period,” Narayanan adds.

CO Architects has also increased staff by 20% in the last year. “A benefit to the remote work environment is the ability to expand our pool of candidates outside of Southern California,” says Knudson. “Since location is not a factor right now, we hired people in every U.S. time zone.” With no need to relocate, new hires have been able to start earlier, she adds. Garver has found similar benefit to remote work. “It has allowed us to put staff in locations where we can find the talent as opposed to limiting our searches to a certain office location,” says Holder. “In some areas of the country it is very difficult to find certain talents,” he adds.

While remote work has facilitated recruitment efforts, it has created complications when it comes to mentoring

Stadiums | By Emell Adolphus



In Guangzhou, China, Gensler's “lotus crown” design for a \$1.7-billion soccer stadium provides 1.6 million sq ft in retail and recreational space. Planned seating capacity allows for up to 100,000 people. The stadium's bloom-like roof is a cultural nod to Chinese values of “nobleness, tenacity and unity,” according to the firm (**No. 14**).

The Top 50 Designers in International Markets

RANK 2021	RANK 2020	DESIGNER	RANK 2021	RANK 2020	DESIGNER	RANK 2021	RANK 2020	DESIGNER
1	1	AECOM	18	18	KOHN PEDERSEN FOX ASSOCIATES PC	35	35	SARGENT & LUNDY
2	**	FLUOR CORP.	19	22	CDM SMITH	36	21	BURNS & MCDONNELL
3	2	JACOBS	20	19	SKIDMORE OWINGS & MERRILL	37	38	GEOSYNTEC CONSULTANTS
4	4	TETRA TECH INC.	21	**	CALLISONRTKL	38	33	THORNTON TOMASETTI
5	5	GOLDER	22	28	MOTT MACDONALD	39	31	WATG
6	7	WOOD	23	24	MORRISON HERSHFIELD	40	30	HKS
7	**	WORLEY	24	20	PERKINS&WILL	41	41	IPS-INTEGRATED PROJECT SERVICES LLC
8	6	INTERTEK-PSI	25	23	HOK	42	42	STANLEY CONSULTANTS
9	11	EXP	26	36	INTEGRAL GROUP	43	**	WSP USA
10	10	PARSONS	27	26	ARUP	44	46	POWER ENGINEERS INC.
11	8	BLACK & VEATCH	28	27	NORR	45	39	NBBJ
12	9	BECHTEL	29	29	PERKINS EASTMAN	46	44	GANNETT FLEMING
13	14	HDR	30	32	POPULOUS	47	**	COWI NORTH AMERICA
14	12	T.Y. LIN INTERNATIONAL	31	25	AEGION CORP.	48	**	THE MILLER HULL PARTNERSHIP LLP
15	13	IBI GROUP INC.	32	17	ARCADIS	49	48	DAY & ZIMMERMANN
16	15	GHD INC.	33	34	PAGE	50	**	NV5 GLOBAL INC.
17	16	GENSLER	34	43	KIEWIT CORP.			

The Top 100 Pure Designers

RANK	FIRM	FIRM TYPE	RANK	FIRM	FIRM TYPE	RANK	FIRM	FIRM TYPE
1	JACOBS	EAC	36	JOHNSON MIRMIRAN & THOMPSON INC.	EA	71	DAVID EVANS ENTERPRISES INC.	E
2	HDR	EA	37	LANGAN	E	72	PENNONI	E
3	WSP USA	E	38	CHA CONSULTING INC.	EA	73	GULF INTERSTATE ENGINEERING CO.	EC
4	STANTEC INC.	EA	39	HAZEN AND SAWYER	E	74	LEO A DALY	AE
5	HNTB COS.	EA	40	VHB	E	75	HGA	AE
6	GENSLER	A	41	LJA ENGINEERING	E	76	CIVIL & ENVIRONMENTAL CONSULTANTS	E
7	KIMLEY-HORN	E	42	CARDNO INC.	E	77	MEAD & HUNT INC.	EA
8	ARCADIS NORTH AMERICA	E	43	WOOLPERT INC.	AE/GE	78	SAM LLC	E
9	TRC COS.	E	44	DLR GROUP	AE	79	MOFFATT & NICHOL	E
10	INTERTEK-PSI	O	45	RK&K	E	80	POPULOUS	A
11	LEIDOS	E	46	THORNTON TOMASETTI	EA	81	HALFF ASSOCIATES INC.	EA
12	TERRACON CONSULTANTS INC.	E	47	CALLISONRTKL	A	82	FOTH COS.	E
13	EXP	EA	48	GREENMAN-PEDERSEN INC. (GPI)	E	83	ATWELL LLC	E
14	NV5 GLOBAL INC.	E	49	CANNONDESIGN	AE	84	FREESE AND NICHOLS INC.	EA
15	GHD INC.	E/ENV	50	SMITHGROUP	AE	85	GARVER	E
16	MOTT MACDONALD	E	51	PERKINS EASTMAN	A	86	WHITMAN REQUARDT AND ASSOCIATES	EA
17	GANNETT FLEMING	EA	52	ECS	E	87	PGAL	AE
18	MICHAEL BAKER INTERNATIONAL	EA	53	CONSOR ENGINEERS LLC	E	88	MASER CONSULTING P.A.	E
19	PERKINS&WILL	A	54	EN ENGINEERING LLC	E	89	BARR ENGINEERING CO.	E
20	POWER ENGINEERS INC.	E	55	WOODARD & CURRAN	E	90	PBK	AE
21	STV GROUP INC.	EA	56	ZGF ARCHITECTS LLP	A	91	ALFRED BENESCH & CO.	E
22	T.Y. LIN INTERNATIONAL	EA	57	ENERCON	E	92	MERRICK & CO.	EA
23	SARGENT & LUNDY	E	58	NBBJ	A	93	BRAUN INTERTEC CORP.	E
24	DEWBERRY	EA	59	OLSSON INC.	E	94	WISS JANNEY ELSTNER ASSOCIATES	EA
25	BROWN AND CALDWELL	E	60	IMEG CORP.	E	95	BGE INC.	E
26	HOK	AE	61	KPFF CONSULTING ENGINEERS	E	96	NELSON WORLDWIDE	AE
27	ARUP	E	62	KOHN PEDERSEN FOX ASSOCIATES PC	A	97	SALAS O'BRIEN	EA
28	HKS	A	63	POND	EA	98	WARE MALCOMB	AE
29	GEOSYNTEC CONSULTANTS	E	64	STANLEY CONSULTANTS	EA	99	AFFILIATED ENGINEERS INC.	E
30	WILLDAN	E	65	TRANSYSTEMS	E	100	WESTWOOD PROFESSIONAL SERVICES	E
31	IBI GROUP INC.	AE	66	GEI CONSULTANTS INC.	E			
32	KLEINFELDER	EA	67	UNIVERSAL ENGINEERING SCIENCES	GE			
33	RS&H INC.	EA	68	GRESHAM SMITH	AE			
34	KCI TECHNOLOGIES INC.	EC	69	CORGAN	A			
35	SKIDMORE OWINGS & MERRILL	AE	70	VOLKERT INC.	E			

KEY TO TYPE OF FIRM

A=architect, E=engineer, EC=engineer-contractor
 AE=architect-engineer, EA=engineer-architect
 ENV=environmental, GE=geotechnical engineer
 L=landscape architect, P=planner and O=other.
 Other combinations are possible. Firms classified themselves.

employees. “In the studio, if you’re mentoring somebody you can guide them very quickly. It’s happening in front of their eyes,” says Leahy of Perkins Eastman. That same process can’t happen outside of the studio, he believes. Although technology such as sketching apps have come a long way, “online drawing together in a convincing way is still lacking,” says Sasaki’s Vizgaitis.

Other firms are seeing developmental opportunities in remote work. “Where it may not have been feasible to bring an up-and-coming team member to a client meeting in the past, considering time and travel costs, it is now much easier to include them in a virtual meeting,” says Bill Ashworth, COO at VHB. Richard Clarke, senior

On the Web

For expanded content on ENR’s Top Lists, see ENR.com/toplists.

design principal at EYP, agrees: “They are getting more exposure with project teams and more direct interaction with clients. It’s been a really positive impact.”

Work from home has also changed the onboarding process. Gannett Fleming’s process was location specific says CEO Scaer. It has since redesigned and standardized its program across all offices. SSOE management started a “meet and eat” program over FaceTime. “We get to know new team members in a casual setting,” says SSOE’s Oberts. The firm also provides lunch.

Use of online platforms Zoom and Teams has also caused firms to rethink who does their training. “We can now connect any expert with any of our employees, with-

out concern for geographic barriers,” explains Jim Haynes, chief administrative officer of POWER Engineers. It has also facilitated cross-training. “Our engineers work on projects throughout the state and across civil disciplines, sharing best practices to improve project design,” says Pape Dawson CEO Sam Dawson. Cross-training helps the firm be flexible in the face of market shifts, he adds.

Planning for an Unknown Future

For many firms the biggest challenge for this year is uncertainty. “Will the world reopen in 2021?” asks Sasaki’s Vizgaitis. “Will clients respond to that by re-engaging planners, designers, builders? Or will they continue to hold off?” Matt McElvogue, director of building enclosure services at Terracon, agrees. “For possibly the first time in modern history, we are not trying to study trends but are trying to predict the consequences of dramatic shifts in dependent industries,” he contends.

Some leaders are not sanguine. “2021 is sizing up to be a year when many projects are on hold and there are limited new project opportunities with the green light to go ahead,” says Erik Ring, director of engineering at LPA Design. “Those opportunities will be subject to increased competition. Adds Buvanendran of Prime AE: “As an industry, 2021 will be a rebuilding year. We are all navigating cautiously but have significant work to do to get back on fiscal track.”

Other firms are worried about rising costs. “The global supply chain remains vulnerable to disruption, which was illustrated during the pandemic and most recently by the Suez Canal accident,” says Iver Skavdal, executive general manager, USA, at GHD. Those disruptions have pushed up material costs, he adds.

Sasaki’s Vizgaitis is also seeing rising costs: “Bottlenecks in manufacturing and accessibility of materials and labor seems to be driving up costs, despite a market expectation that early lack of construction work would push them in the other direction.” This may slow down the market again, he warns.

Dawson adds: “We anticipate a greater emphasis on value engineering to balance budgets as clients are facing escalated contractor and material costs.”

Replacing backlog is another problem. “Clients realize that 2021/22 budgets will not be as healthy as the recent past,” says David Wantman, CEO of WGI Inc. Previously robust backlogs have shrunk and sales could be problematic from the second quarter through year-end. “Fluctuating revenue streams at the state and local level left many programs in flux in the last year,” says Malcolm Dougherty, national practice executive at Michael Baker International. The passage of a robust infrastructure bill would help alleviate some of those

Movers and Shakers | By Emell Adolphus

Designers Rising High



The design market has seen its share of ups and down in the last five years. Likewise, the Top 500 Design Firms list has seen firms rise and fall.

One of those rising is Garver (No. 106), which has jumped 60 places since 2017. The firm’s revenue has grown from under \$80 million in 2017 to almost \$180 million on this year’s list.

Garver’s success is driven by its people, says President and CEO Brock Hoskins. “Our people have a passion for excellence, are driven by the willingness to perform and want to earn and maintain the role of being each client’s most trusted advisor,” he says. Hoskins sees his role as providing the tools to help them succeed. The challenge now is in keeping up with a rapidly changing market.

“[Presidential] executive orders seem to be making changes happen quicker than any time we have seen in the past,” says Jerry Holder, senior vice president and director of transportation at Garver. “We have been told to slow down on some planning studies because our client is worried that the work we are doing based on today’s requirements may not

apply in the near future.”

Similarly, Tower Engineering Professionals (No. 135) empowers its employees to set company growth. Tower’s revenue has grown to \$133.5 million on the 2021 list, from \$46 million in 2017. The company, started in 1997, found a niche in hiring engineers unafraid to climb 400-ft-tall cell towers. Since then, employees have chased new heights.

“They are competitive as hell and not afraid to take risks. That core culture exists today, and it just exudes,” says CEO and co-founder Andrew T. Haldane. “I am not going to say we weren’t afraid of a pandemic. But, it takes a lot to faze these guys.”

During years of growth, Tower purchased a site acquisition firm in 2017, a fiber company in 2018 and a Canadian engineering firm in 2019.

“Over 20-plus years, we’ve looked to add different service lines to complement those core services in the telecom industries,” says Haldane. Additionally, Tower developed a land surveying business and added two geotechnical labs on opposite coasts to handle telecommunications.

The Top 500 Dialogue

Do you see any existing or new technologies that are helping the design process?



KUMAR BUVANENDARAN, CEO
PRIME AE GROUP
Baltimore



Adaptation of software like Open Roads creates design efficiencies, especially the ability to make changes to the design and quickly understand the impacts of those changes.



MATTHEW OBERTS, SENIOR VP
SSEO GROUP
Toledo, Ohio



We're employing the use of Cintoo Cloud, a 3D mesh technology that enhances the value of laser scanning data in BIM, providing the ability to quickly load large data sets to iPads and laptops.



JERRY HOLDER, SENIOR VP
GARVER
Little Rock, Ark.



The ability to gather information through LIDAR and drones is changing the efficiency with which we can obtain information and is a game changer from a cost and a safety standpoint.



JENNA KNUDSEN, PRINCIPAL
CO ARCHITECTS
Los Angeles



We've been using Miro, a digital white board. It's the best tool we've found to recreate a pin-up or white board with the ability for everyone to comment, sketch and inform the design process.



ERNESTO PACHECO, DIR. OF VISUALIZATION
CANNONDESIGN
New York City



Our partners are moving forward with the adoption of the Universal Scene Description file format and Material Definition Language to allow for true interoperability among all design applications.

Are you seeing more or less use of alternative project delivery methods?



ERNESTO AGUILAR, CEO
ARDURRA GROUP
Tampa, Fla.



We have seen a significant increase in the use of alternative project delivery methods, which we attribute to the increase in cost control and certainty, as well as the ability to expedite the schedule.



DAVID WANTMAN, CEO
WGI
West Palm Beach, Fla.



We are seeing much more time and effort in contract language that affords protection to team members. Litigation expenses are landing in the laps of insurance carriers. Premiums are escalating rapidly.



SHARRON VAN DER MEULEN, PARTNER
ZGF ARCHITECTS
Portland, Ore.



We are seeing more methods of project delivery, particularly in health care but not limited to that market. Owners are keen on finding ways to reduce risk and have more certainty in costs and schedule.



STEVE MCELLIGOTT, MARKET LEADER
VHB
Watertown, Mass.



Alternative delivery is really becoming preferred delivery. Clients who hadn't used alternative delivery in the past are starting to use it. DOTs are predominantly looking toward alternative delivery to accelerate projects and transfer risk.



BRIAN GERSTMAR, CEO
NORR
Chicago



Integrated Project Delivery (IPD) is on the rise. The benefits of this method are coming to light for critical projects that have been delayed due to the pandemic.

concerns. He also hopes for federal guidance on alternatives to the gas tax. “[It’s] becoming less reliable with more fuel-efficient vehicles and less travel overall,” Dougherty says.

Still, there are opportunities to be had. The rise of telehealth and need to develop new solutions for hospitals are key drivers. HGA partnered with the Boldt Co. to develop the STAAT Mod, a modular critical care solution for hospitals. “It’s a repeatable solution and can be adapted and assembled in many different arrangements,” depending on the needs of the institution, says Scott Lindvall, the firm’s COO. A unit is currently in place in Northside Hospital Gwinnett in Lawrenceville, Ga.

Firms also anticipate trends emerging in the wake of the single-family housing boom. “We are seeing substantial market growth from our clients in education,” says Christopher M. Huckabee, CEO of design firm Huckabee. Housing starts are at “historic levels,” he says. Corporate relocation has also factored in. “Suburban” neighborhoods also continue to grow in popularity.

Clients also want to invest in energy transition and sustainability. “Solar and storage is a big play now,” says Ray Kowalik, CEO of Burns & McDonnell. He also sees widespread interest in renewable alternatives to fossil fuels. “Another game-changer for our practice is the waste-to-energy market,” says American Structurepoint’s Davidson. It is working to develop many such waste-to-energy sites, he says. Kowalik sees subsidies from state and national governments as helping to drive investment in developing low-carbon feedstocks for renewable fuels.

The shift to electric vehicles is also generating opportunities. “Traditional OEMs are looking to modify existing facilities,” says SSOE’s Oberts. He also sees greenfield facilities for new EV manufacturers “and the demand to produce lithium-ion batteries to power them.” More electrification will mean more stress on current generation and transmission infrastructure, notes Kowalik, who sees continued and growing in-

Systems | By Emell Adolphus



Barr Engineering Co. (**No. 110**) is designing a drinking water treatment plant that will use greensand filters to clean 2.2 million gallons of water per day for residents of Bemidji, Minn.

vestment in energy storage batteries and in upgrades to electricity delivery systems.

Ultimately, many see the post-pandemic new normal, whatever form it takes, as an opportunity. “The AEC industry must recognize the connection between sustainability and the long-term value of the built environment,” says Andy Cohen, co-CEO of Gensler. Environmental, social and governance considerations are business imperatives, he says. “Buildings and developments that do not support health and wellness will lose value because people will refuse to occupy them.” ■

How To Read the Tables

KEY TO TYPE OF FIRM

A architect, **E** engineer, **EC** engineer-contractor, **AE** architect-engineer, **EA** engineer-architect, **ENV** environmental, **GE** geotechnical engineer, **L** landscape architect, **P** planner and **O** other. Other combinations are possible. Firms classified themselves.

Companies are ranked according to revenue for design services performed in 2020 in \$ millions (*). Those with subsidiaries are indicated by (†). For information on subsidiaries and where each firm worked outside of the U.S., see www.enr.com. **Firms not ranked last year. Some markets may not add up to 100% due to omission of “other” miscellaneous

market category and rounding. NA-Not available.

General Building as a category includes commercial buildings, offices, stores, educational facilities, government buildings, hospitals, medical facilities, hotels, apartments, housing, etc.

Hazardous Waste includes chemical and nuclear waste treatment, asbestos and lead abatement, etc.

Industrial Process comprises pulp and paper mills, steel mills, nonferrous metal refineries, pharmaceutical plants, chemical plants, food and other processing plants, etc.

Manufacturing includes auto, electronic assembly, textile plants, etc.

Petroleum includes refineries, petrochemical plants, offshore facilities, pipelines, etc.

Power comprises thermal and hydroelectric power plants, waste-to-energy plants, transmission lines, substations, cogeneration plants, etc.

Sewerage / Solid Waste includes sanitary and storm sewers, treatment plants, pumping plants, incinerators, industrial waste facilities, etc.

Telecommunications comprises transmission lines and cabling, towers and antennae, data centers, etc.

Transportation includes airports, bridges, roads, canals, locks, dredging, marine facilities, piers, railroads, tunnels, etc.

Water Supply includes dams, reservoirs, transmission pipelines, distribution mains, irrigation canals, desalination and potability treatment plants, pumping stations, etc.

RANK 2021	RANK 2020	FIRM	FIRM TYPE	2020 REVENUE \$ MIL.		GENERAL BUILDING	MANUFACTURING	POWER	WATER SUPPLY	SEWER / WASTE	INDUS. / PETROLEUM	TRANSPORTATION	HAZARDOUS WASTE	TELECOM
				TOTAL	INT'L									
1	1	JACOBS, Dallas, Texas†	EAC	10,187.5	2,909.0	8	7	3	8	7	11	28	22	5
2	2	AECOM, Los Angeles, Calif.	EA	7,862.2	3,606.4	21	0	4	13	4	1	42	14	1
3	**	FLUOR CORP., Irving, Texas†	EC	3,881.1	2,962.4	0	0	0	0	0	80	9	10	0
4	4	TETRA TECH INC., Pasadena, Calif.	E	2,985.0	840.0	9	1	8	43	12	2	5	20	0
5	**	WORLEY, Houston, Texas†	EC	2,527.1	413.1	0	0	7	0	0	91	0	0	0
6	6	HDR, Omaha, Neb.†	EA	2,360.9	312.8	21	0	10	10	11	2	43	1	2
7	5	WOOD, Houston, Texas	EC	2,304.8	500.5	4	6	7	4	3	53	10	10	0
8	7	WSP USA, New York, N.Y.	E	2,041.1	33.7	14	0	13	1	0	2	61	7	3
9	9	BURNS & MCDONNELL, Kansas City, Mo.†	EAC	1,866.8	55.4	10	2	42	2	4	17	10	5	7
10	8	STANTEC INC., Irvine, Calif.†	EA	1,820.4	0.0	28	1	9	13	10	6	29	1	0
11	12	PARSONS, Centreville, Va.†	EC	1,453.4	335.9	6	0	0	3	0	1	73	15	1
12	14	HNTB COS., Kansas City, Mo.	EA	1,451.2	4.3	2	0	0	2	1	0	95	0	0
13	11	BLACK & VEATCH, Overland Park, Kan.†	EC	1,347.4	332.8	7	0	43	15	15	6	1	1	11
14	10	GENSLER, Los Angeles, Calif.	A	1,320.2	222.5	92	0	0	0	0	0	6	0	2
15	17	KIMLEY-HORN, Raleigh, N.C.	E	1,227.7	5.2	44	0	4	3	5	0	41	0	4
16	13	ARCADIS NORTH AMERICA, Highlands Ranch, Colo.	E	1,095.0	60.0	4	0	0	15	8	0	10	63	0
17	16	SNC-LAVALIN INC., Tampa, Fla.†	EAC	1,092.9	0.0	8	2	3	4	0	14	45	16	0
18	23	KIEWIT CORP., Omaha, Neb.†	EC	1,036.4	58.9	4	0	37	2	1	40	16	0	0
19	20	TRC COS., Lowell, Mass.	E	1,031.3	11.2	0	0	43	2	1	12	12	30	1
20	18	GOLDER, Palm Beach Gardens, Fla.†	E	995.0	722.6	8	4	9	4	4	27	17	3	0
21	15	INTERTEK-PSI, Arlington Heights, Ill.†	O	909.4	400.0	0	0	0	0	0	0	0	0	0
22	21	LEIDOS, Reston, Va.	E	885.8	13.7	0	4	30	0	0	0	0	66	0
23	19	BECHTEL, Reston, Va.†	EC	864.0	320.0	1	0	3	0	0	51	6	34	6
24	22	TERRACON CONSULTANTS INC., Olathe, Kan.†	E	833.0	2.0	40	1	11	3	2	5	18	16	4
25	25	CDM SMITH, Boston, Mass.†	EC	779.5	143.7	0	0	0	34	26	0	27	13	0
26	29	EXP, Chicago, Ill.	EA	716.5	370.9	29	0	2	4	3	15	33	0	13
27	27	NV5 GLOBAL INC., Hollywood, Fla.†	E	707.7	18.9	30	0	29	10	2	0	26	2	0
28	26	GHD INC., Irvine, Calif.†	E/ENV	673.0	232.9	17	0	1	14	14	5	10	36	0
29	30	MOTT MACDONALD, Iselin, N.J.†	E	653.0	107.1	2	0	5	12	7	16	56	1	0
30	33	GANNETT FLEMING, Camp Hill, Pa.	EA	651.3	29.9	14	0	4	14	6	7	55	0	0
31	31	MICHAEL BAKER INTERNATIONAL, Pittsburgh, Pa.†	EA	601.7	11.5	16	0	1	17	0	2	61	2	1
32	28	PERKINS&WILL, Chicago, Ill.†	A	595.3	96.1	93	0	0	0	0	0	7	0	0
33	34	POWER ENGINEERS INC., Hailey, Idaho	E	577.0	32.5	0	0	91	0	0	9	0	0	0
34	32	STV GROUP INC., New York, N.Y.†	EA	566.5	14.6	15	0	0	0	0	0	85	0	0
35	38	T.Y. LIN INTERNATIONAL, San Francisco, Calif.†	EA	522.5	272.2	9	0	0	2	2	0	87	0	0
36	37	SARGENT & LUNDY, Chicago, Ill.†	E	520.5	58.8	0	0	92	0	0	2	0	6	0
37	36	DEWBERRY, Fairfax, Va.†	EA	463.1	0.0	29	0	5	15	9	0	37	0	4
38	40	BROWN AND CALDWELL, Walnut Creek, Calif.†	E	448.1	0.0	0	0	0	22	63	0	0	16	0
39	35	HOK, St. Louis, Mo.	AE	447.3	85.3	88	0	0	0	0	0	12	0	0
40	39	ARUP, New York, N.Y.†	E	424.7	68.7	45	0	0	2	0	5	45	0	4
41	42	HKS, Dallas, Texas	A	420.2	40.1	100	0	0	0	0	0	0	0	0
42	46	GEOSYNTEC CONSULTANTS, Boca Raton, Fla.†	E	395.4	53.2	0	0	12	7	21	3	1	55	0
43	41	WILLDAN, Anaheim, Calif.	E	391.4	0.0	39	0	32	0	0	0	14	0	9
44	24	S&B ENGINEERS AND CONSTRUCTORS LTD., Houston, Texas†	EC	377.0	0.0	0	0	0	0	0	95	5	0	0
45	44	IBI GROUP INC., Columbus, Ohio	AE	376.6	251.7	67	0	0	0	1	0	12	0	0
46	63	KLEINFELDER, San Diego, Calif.†	EA	350.6	15.0	13	1	22	11	10	17	23	0	0
47	48	RS&H INC., Jacksonville, Fla.†	EA	350.0	0.0	7	9	0	0	0	0	84	0	0
48	54	KCI TECHNOLOGIES INC., Sparks, Md.†	EC	344.4	0.0	10	0	8	4	3	0	52	1	17
49	43	SKIDMORE OWINGS & MERRILL, New York, N.Y.†	AE	340.8	122.0	84	0	0	0	0	0	16	0	0
50	51	CAROLLO ENGINEERS INC., Walnut Creek, Calif.	E	330.5	0.0	0	0	0	40	60	0	0	0	0

#65

CANNONDESIGN is designing the LAC + USC Restorative Care Village in L.A. It will provide interim care for the homeless discharged from hospitals.

RANK 2021	RANK 2020	FIRM	FIRM TYPE	2020 REVENUE \$ MIL.		GENERAL BUILDING	MANUFACTURING	POWER	WATER SUPPLY	SEWER / WASTE	INDUS. / PETROLEUM	TRANSPORTATION	HAZARDOUS WASTE	TELECOM
				TOTAL	INT'L									
51	52	JOHNSON MIRMIRAN & THOMPSON INC. (JMT), Hunt Valley, Md.†	EA	324.7	0.0	2	0	0	0	5	0	93	0	0
52	53	LANGAN, Parsippany, N.J.†	E	323.0	8.0	56	0	7	0	0	2	3	32	0
53	50	CHA CONSULTING INC., Albany, N.Y.†	EA	318.2	4.7	41	11	11	1	3	5	27	1	0
54	56	HAZEN AND SAWYER, New York, N.Y.	E	303.8	2.0	0	0	0	29	71	0	0	0	0
55	47	HARGROVE ENGINEERS + CONSTRUCTORS, Mobile, Ala.†	EC	295.7	0.0	0	1	3	0	0	96	0	0	0
56	55	VHB, Watertown, Mass.	E	294.9	0.0	26	0	8	0	3	0	59	3	0
57	65	LJA ENGINEERING, Houston, Texas†	E	289.1	0.0	0	0	0	13	24	3	49	0	1
58	49	CARDNO INC., Lone Tree, Colo.	E	288.2	8.2	27	0	11	1	1	16	18	0	0
59	72	WOOLPERT INC., Dayton, Ohio†	AE/GE	283.6	6.3	17	0	3	0	7	0	23	0	0
60	61	DLR GROUP, Minneapolis, Minn.	AE	279.5	10.4	100	0	0	0	0	0	0	0	0
61	62	RK&K, Baltimore, Md.	E	276.1	0.0	3	0	0	3	7	2	86	0	0
62	57	THORNTON TOMASETTI, New York, N.Y.	EA	275.0	52.2	84	0	1	0	0	2	13	0	1
63	**	CALLISONRTKL, Seattle, Wash.	A	273.0	111.6	99	0	0	0	0	0	1	0	0
64	64	GREENMAN-PEDERSEN INC. (GPI), Babylon, N.Y.	E	269.1	0.0	14	0	8	1	1	2	72	0	0
65	67	CANNONDESIGN, New York City, N.Y.†	AE	269.0	5.0	100	0	0	0	0	0	0	0	0
66	58	SMITHGROUP, Detroit, Mich.	AE	267.2	3.1	97	0	0	0	0	0	3	0	0
67	60	PERKINS EASTMAN, New York, N.Y.†	A	264.0	66.1	100	0	0	0	0	0	0	0	0
68	69	ECS, Chantilly, Va.†	E	261.5	8.3	26	7	4	3	9	2	13	11	20
69	125	CONSOR ENGINEERS LLC, Houston, Texas†	E	258.7	5.2	0	0	0	17	0	0	83	0	0
70	66	EN ENGINEERING LLC, Warrenville, Ill.†	E	256.7	2.6	0	0	25	0	1	66	0	0	9
71	68	WOODARD & CURRAN, Portland, Maine	E	253.9	0.0	2	1	0	22	50	4	1	20	0
72	86	ZGF ARCHITECTS LLP, Portland, Ore.	A	245.5	2.7	79	0	0	0	0	0	20	0	0
73	74	SCS ENGINEERS, Long Beach, Calif.†	ENV	239.2	2.3	0	0	0	0	80	0	0	20	0
74	87	ENERCON, Kennesaw, Ga.†	E	230.4	6.0	0	0	74	0	16	3	0	5	1
75	76	NBBJ, Seattle, Wash.	A	226.3	32.2	100	0	0	0	0	0	0	0	0
76	94	OLSSON INC., Lincoln, Neb.	E	224.4	0.0	57	0	6	8	2	0	15	1	7
77	84	IMEG CORP., Rock Island, Ill.	E	224.0	0.0	91	3	0	0	0	2	4	0	0
78	80	KPFF CONSULTING ENGINEERS, Seattle, Wash.	E	223.9	3.3	0	7	2	3	0	70	18	0	0
79	79	KOHN PEDERSEN FOX ASSOCIATES PC, New York, N.Y.	A	219.4	165.6	90	0	0	0	0	0	10	0	0
80	78	POND, Peachtree Corners, Ga.	EA	218.7	4.3	29	13	0	0	0	38	19	0	0
81	90	PAGE, Washington, D.C.†	AE	206.2	59.8	91	3	0	0	0	0	2	0	3
82	89	STANLEY CONSULTANTS, Muscatine, Iowa†	EA	204.0	35.6	21	0	31	13	0	0	31	0	0
83	85	TRANSYSTEMS, Kansas City, Mo.	E	203.8	0.0	0	0	0	0	0	0	100	0	0
84	88	GEI CONSULTANTS INC., Woburn, Mass.	E	203.7	8.4	11	0	9	33	4	1	14	26	0
85	175	UNIVERSAL ENGINEERING SCIENCES, Orlando, Fla.†	GE	203.3	0.0	54	3	1	0	2	4	18	2	0
86	83	GRESHAM SMITH, Nashville, Tenn.	AE	203.0	1.8	46	7	0	0	12	2	33	0	0
87	75	ZACHRY GROUP, San Antonio, Texas†	EC	202.3	0.0	0	0	60	0	0	40	0	0	0
88	82	CORGAN, Dallas, Texas	A	200.8	5.1	39	0	0	0	0	0	27	0	33
89	95	VOLKERT INC., Mobile, Ala.	E	199.5	0.0	7	0	13	0	2	0	78	0	0
90	102	DAVID EVANS ENTERPRISES INC., Portland, Ore.†	E	197.8	1.0	17	0	3	3	3	0	53	0	0
91	96	PENNONI, Philadelphia, Pa.†	E	197.2	0.0	48	0	12	2	0	3	29	0	6
92	71	GULF INTERSTATE ENGINEERING CO., Houston, Texas	EC	195.3	0.0	0	0	0	0	0	100	0	0	0
93	104	LEO A DALY, Omaha, Neb.†	AE	194.8	7.3	47	0	0	23	10	3	15	0	0
94	114	HGA, Minneapolis, Minn.	AE	194.5	3.1	86	1	1	0	0	0	0	0	0
95	70	AEGION CORP., Chesterfield, Mo.†	EC	194.1	60.6	2	0	0	2	24	71	2	0	0
96	99	CIVIL & ENVIRONMENTAL CONSULTANTS INC., Pittsburgh, Pa.	E	193.9	0.0	35	0	7	2	18	19	3	13	0
97	111	MEAD & HUNT INC., Middleton, Wis.	EA	191.5	0.0	8	0	1	3	4	7	75	0	1
98	93	SAM LLC, Austin, Texas	E	191.1	0.0	5	0	26	1	0	23	39	0	2
99	92	MOFFATT & NICHOL, Long Beach, Calif.†	E	191.1	15.5	0	0	0	0	0	0	100	0	0
100	73	POPULOUS, Kansas City, Mo.	A	187.8	62.7	0	0	0	0	0	0	0	0	0

RANK 2021	RANK 2020	FIRM	FIRM TYPE	2020 REVENUE \$ MIL.		GENERAL BUILDING	MANUFACTURING	POWER	WATER SUPPLY	SEWER / WASTE	INDUS. / PETROLEUM	TRANSPORTATION	HAZARDOUS WASTE	TELECOM
				TOTAL	INT'L									
101	**	CRB, Kansas City, Mo.†	EA	187.5	17.5	0	0	0	0	0	99	0	0	1
102	106	HALFF ASSOCIATES INC., Richardson, Texas	EA	186.5	0.0	17	3	1	13	11	9	39	0	0
103	97	FOTH COS., De Pere, Wis.†	E	185.3	1.2	0	8	0	0	13	53	19	6	0
104	121	ATWELL LLC, Southfield, Mich.†	E	183.0	0.0	42	1	33	0	7	15	1	0	0
105	91	FREESE AND NICHOLS INC., Fort Worth, Texas	EA	183.0	0.0	3	0	0	43	32	2	14	0	0
106	122	GARVER, North Little Rock, Ark.	E	179.9	0.0	7	0	0	17	13	0	61	0	0
107	109	WHITMAN REQUARDT AND ASSOCIATES LLP, Baltimore, Md.	EA	179.7	0.0	22	0	0	10	8	0	58	0	0
108	81	PGAL, Houston, Texas	AE	179.2	0.0	34	0	0	0	0	0	66	0	0
109	108	MASER CONSULTING P.A., Red Bank, N.J.	E	176.9	0.0	34	0	5	6	13	10	21	1	7
110	100	BARR ENGINEERING CO., Minneapolis, Minn.	E	175.1	12.9	0	0	21	19	0	12	3	14	0
111	134	PBK, Houston, Texas	AE	174.8	0.0	100	0	0	0	0	0	0	0	0
112	119	ALFRED BENESCH & CO., Chicago, Ill.	E	173.0	0.0	7	0	0	4	4	0	85	0	0
113	143	MERRICK & CO., Greenwood Village, Colo.†	EA	169.5	15.2	65	6	10	9	0	2	2	0	0
114	98	BRAUN INTERTEC CORP., Bloomington, Minn.	E	168.9	0.0	38	0	4	2	1	24	28	0	0
115	103	WISS JANNEY ELSTNER ASSOCIATES, Northbrook, Ill.	EA	168.8	4.4	59	0	1	2	0	2	11	0	0
116	123	BGE INC., Houston, Texas	E	167.7	0.0	0	0	0	18	27	0	0	0	0
117	77	NELSON WORLDWIDE, Minneapolis, Minn.	AE	164.0	2.9	100	0	0	0	0	0	0	0	0
118	147	SALAS O'BRIEN, Santa Ana, Calif.†	EA	160.2	1.2	61	11	2	0	0	0	1	0	25
119	135	WARE MALCOMB, Irvine, Calif.	AE	160.1	11.4	70	28	0	0	0	2	0	0	0
120	145	EA ENGINEERING SCIENCE AND TECHNOLOGY INC. PBC, Hunt Valley, Md.	ENV	159.4	0.0	0	0	9	8	19	16	6	42	0
121	118	AFFILIATED ENGINEERS INC., Madison, Wis.	E	158.5	0.0	79	1	13	0	0	4	0	0	3
122	127	WESTWOOD PROFESSIONAL SERVICES, Minneapolis, Minn.	E	158.3	0.0	31	0	57	7	2	0	3	0	0
123	115	IPS-INTEGRATED PROJECT SERVICES LLC, Blue Bell, Pa.†	EA	156.5	37.8	0	0	0	0	0	100	0	0	0
124	105	S&ME INC., Raleigh, N.C.	E	156.4	0.0	41	6	9	3	4	10	24	2	1
125	120	SWCA ENVIRONMENTAL CONSULTANTS, Phoenix, Ariz.	ENV	153.7	0.0	6	0	46	5	1	27	5	0	0
126	110	GZA, Norwood, Mass.†	EC	150.8	0.0	20	0	11	12	1	4	16	36	0
127	130	SSOE GROUP, Toledo, Ohio†	EA	150.6	14.3	22	50	4	0	0	23	0	0	0
128	126	H.W. LOCHNER INC., Chicago, Ill.	E	149.2	0.0	0	0	0	0	0	0	100	0	0
129	113	SIMPSON GUMPERTZ & HEGER, Waltham, Mass.	E	149.0	14.4	0	0	0	0	0	0	0	0	0
130	124	HALEY & ALDRICH INC., Burlington, Mass.†	E	145.2	0.0	23	0	5	0	0	0	12	60	0
131	117	PAPE-DAWSON ENGINEERS INC., San Antonio, Texas	E	144.0	0.0	65	4	0	7	1	0	20	0	0
132	136	WALTER P MOORE, Houston, Texas	E	143.9	1.5	63	0	0	6	2	0	30	0	0
133	139	SHORT-ELLIOTT-HENDRICKSON INC., St. Paul, Minn.	EA	142.9	0.0	0	0	0	0	0	0	0	0	0
134	128	MORRISON HERSHFELD, Atlanta, Ga.†	EA	141.4	104.2	34	0	1	2	4	0	38	0	21
135	133	TOWER ENGINEERING PROFESSIONALS, Raleigh, N.C.	E	133.5	3.0	0	0	0	0	0	0	0	0	100
136	149	PSOMAS, Los Angeles, Calif.	E	132.0	0.0	23	0	1	20	8	3	42	3	0
137	129	DLZ CORP., Columbus, Ohio†	EA	131.0	10.0	17	0	10	12	17	7	33	4	0
138	166	PARAMETRIX, Seattle, Wash.	E	129.9	0.0	7	0	0	6	13	1	69	1	0
139	163	ULTEIG ENGINEERS INC., Fargo, N.D.	E	127.8	0.0	0	0	85	1	1	0	11	0	0
140	137	HENDERSON ENGINEERS INC., Lenexa, Kan.†	EC	127.8	0.0	97	0	0	0	0	0	3	0	0
141	150	NORR, Chicago, Ill.†	AE	127.7	67.1	93	0	0	0	0	0	7	0	0
142	131	WESTON & SAMPSON, Reading, Mass.†	E	126.9	0.0	0	0	1	22	38	0	12	9	0
143	151	MESA ASSOCIATES INC., Madison, Ala.	E	126.3	0.0	0	0	77	0	0	0	0	0	15
144	154	BOWMAN CONSULTING GROUP, Reston, Va.	E	125.1	0.0	53	0	2	7	7	13	14	0	3
145	116	GAI CONSULTANTS INC., Homestead, Pa.†	E	125.0	0.0	12	0	43	3	1	3	37	1	0
146	132	EYP ARCHITECTURE & ENGINEERING, Albany, N.Y.	AE	125.0	0.0	96	0	0	0	0	0	0	0	0
147	140	PARTNER ENGINEERING AND SCIENCE INC., Torrance, Calif.	ENV	124.7	0.0	82	0	0	0	0	0	0	18	0
148	156	SYSKA HENNESSY GROUP, New York, N.Y.†	E	119.2	4.5	56	0	1	0	0	2	16	0	25
149	148	MCKIM & CREED INC., Raleigh, N.C.	E	118.4	0.0	2	23	13	12	14	13	16	0	0
150	155	BOLTON & MENK INC., Mankato, Minn.	E	117.6	0.0	0	0	0	5	16	0	33	0	0

#91

PENNONI is the design firm for the new 12-acre Park at Penn's Landing along the Delaware River in the heart of Philadelphia.

RANK 2021	RANK 2020	FIRM	FIRM TYPE	2020 REVENUE \$ MIL.		GENERAL BUILDING	MANUFACTURING	POWER	WATER SUPPLY	SEWER / WASTE	INDUS. / PETROLEUM	TRANSPORTATION	HAZARDOUS WASTE	TELECOM
				TOTAL	INT'L									
151	159	TIMMONS GROUP, Richmond, Va.	E	116.5	0.0	76	0	12	3	3	0	7	0	0
152	141	GPD GROUP, Akron, Ohio	EA	115.7	0.0	38	0	14	0	8	3	16	0	22
153	190	PRIMORIS, Dallas, Texas	EC	115.1	11.2	0	0	13	0	0	87	0	0	0
154	164	COFFMAN ENGINEERS INC., Seattle, Wash.	E	113.6	3.1	57	17	0	4	16	4	1	0	0
155	138	BKF ENGINEERS, Redwood City, Calif.	E	113.0	0.0	71	2	0	0	4	0	23	0	0
156	158	JONES/CARTER, Bellaire, Texas	E	113.0	0.0	45	0	0	9	18	0	19	0	0
157	169	AMERICAN STRUCTUREPOINT, Indianapolis, Ind.	EA	111.3	0.0	21	5	0	6	9	0	57	0	3
158	254	BL COS. INC., Meriden, Conn.	EA	110.6	0.0	77	0	3	0	0	5	12	1	0
159	171	RABA KISTNER INC., San Antonio, Texas†	E	109.9	0.0	30	4	0	3	0	1	62	0	0
160	152	HARDESTY & HANOVER LLC, New York, N.Y.	E	109.3	1.5	0	0	0	0	0	0	100	0	0
161	178	EWINGCOLE, Philadelphia, Pa.	AE	108.9	0.0	66	0	0	0	0	34	0	0	0
162	146	GHAFARI ASSOCIATES LLC, Dearborn, Mich.	EA	108.9	9.5	14	74	0	0	0	0	12	0	0
163	173	LABELLA ASSOCIATES D.P.C., Rochester, N.Y.†	EA	108.4	2.6	33	2	5	6	12	4	10	29	0
164	168	HUITT-ZOLLARS INC., Dallas, Texas	EA	108.3	0.0	34	0	0	8	13	0	45	0	0
165	165	FLAD ARCHITECTS, Madison, Wis.†	AE	107.7	0.0	100	0	0	0	0	0	0	0	0
166	170	THE BURKE GROUP LTD., Rosemont, Ill.†	E	106.9	0.0	11	6	4	5	2	7	19	0	4
167	181	INTEGRAL GROUP, Oakland, Calif.	E	106.2	77.3	95	1	0	0	0	0	4	0	0
168	174	ELECTRICAL CONSULTANTS INC., Billings, Mont.†	E	105.0	0.0	0	0	95	0	0	5	0	0	0
169	184	HASKELL, Jacksonville, Fla.†	EAC	104.8	3.5	16	4	0	0	4	59	16	0	0
170	167	LPA INC., Irvine, Calif.	AE	103.0	0.0	100	0	0	0	0	0	0	0	0
171	161	BARGE DESIGN SOLUTIONS, Nashville, Tenn.†	EA	101.7	0.0	19	16	0	8	12	1	20	3	7
172	172	HANSON PROFESSIONAL SERVICES INC., Springfield, Ill.	E	100.7	2.6	14	0	9	3	6	2	65	0	0
173	153	HMC ARCHITECTS, Ontario, Calif.	A	100.3	0.0	100	0	0	0	0	0	0	0	0
174	142	VANDERWEIL ENGINEERS, Boston, Mass.	E	100.1	0.0	46	0	18	0	0	0	1	0	35
175	187	WGI INC., West Palm Beach, Fla.	EA	100.0	0.0	68	0	0	1	1	0	30	0	0
176	176	COBB FENDLEY & ASSOCIATES INC., Houston, Texas	E	99.7	0.0	1	0	2	3	3	3	68	0	20
177	182	BR+A CONSULTING ENGINEERS, Boston, Mass.	E	99.6	0.0	100	0	0	0	0	0	0	0	0
178	185	STRAND ASSOCIATES INC., Madison, Wis.	E	96.0	0.0	2	0	0	11	34	7	41	0	0
179	160	KLJ, Bismarck, N.D.	E	94.8	0.0	1	0	1	3	2	19	59	0	10
180	202	DOWL, Seattle, Wash.	E	94.0	0.0	6	0	0	12	1	5	75	0	1
181	183	WUNDERLICH-MALEC ENGINEERING INC., Eden Prairie, Minn.	EA	93.7	1.0	2	1	0	0	0	97	0	0	0
182	189	CUNNINGHAM GROUP ARCHITECTURE INC., Minneapolis, Minn.	A	93.1	0.0	100	0	0	0	0	0	0	0	0
183	225	BURGESS & NIPLE INC., Columbus, Ohio	EA	92.2	0.0	6	0	0	7	26	0	56	2	1
184	177	TECTONIC ENG'G CONSULT, GEOLOGISTS & SURVEYORS, Mountairville, N.Y.	E	91.8	0.0	25	0	4	1	1	0	50	1	17
185	210	WSB, Minneapolis, Minn.	E	91.2	0.0	7	0	0	11	14	16	51	1	0
186	206	CENTURY ENGINEERING INC., Hunt Valley, Md.	E	91.2	0.0	8	2	0	0	0	0	76	0	0
187	162	HED, Southfield, Mich.	AE	90.9	0.0	100	0	0	0	0	0	0	0	0
188	204	HR GREEN INC., Cedar Rapids, Iowa	E	89.2	0.0	10	0	0	6	22	2	46	0	3
189	207	WILSON & CO. INC. ENGINEERS & ARCHITECTS, Albuquerque, N.M.	EA	88.6	0.0	10	1	2	7	3	1	71	0	0
190	263	ARDURRA GROUP INC., Tampa, Fla.†	E	88.5	0.0	19	0	0	37	37	1	6	0	0
191	203	HUCKABEE, Fort Worth, Texas†	AE	88.5	0.0	100	0	0	0	0	0	0	0	0
192	219	NINYO & MOORE GEOTECH. & ENVIRO. SCIENCES, San Diego, Calif.	GE	87.0	0.0	34	0	6	9	7	1	31	8	1
193	208	ESD, Chicago, Ill.	E	86.8	0.0	36	0	0	0	0	0	0	0	64
194	231	BRPH ARCHITECTS ENGINEERS INC., Melbourne, Fla.†	EA	86.2	0.0	33	22	0	0	0	0	0	0	0
195	179	CLARK NEXSEN, Virginia Beach, Va.†	AE	86.0	4.0	79	0	0	0	0	5	14	0	1
196	192	MCCORMICK TAYLOR INC., Philadelphia, Pa.	E	85.3	0.0	0	0	0	0	0	0	100	0	0
197	191	AO ARCHITECTS, Orange, Calif.	A	85.2	0.0	100	0	0	0	0	0	0	0	0
198	193	GREELEY AND HANSEN, Chicago, Ill.†	E	85.1	0.0	0	0	0	15	85	0	0	0	0
199	198	SMITH SECKMAN REID INC., Nashville, Tenn.	E	84.9	1.1	72	0	0	7	2	7	13	0	0
200	212	WADE TRIM, Detroit, Mich.†	E	84.5	0.0	0	0	1	11	53	11	16	0	0

RANK 2021	RANK 2020	FIRM	FIRM TYPE	2020 REVENUE \$ MIL.		GENERAL BUILDING	MANUFACTURING	POWER	WATER SUPPLY	SEWER / WASTE	INDUS. / PETROLEUM	TRANSPORTATION	HAZARDOUS WASTE	TELECOM
				TOTAL	INT'L									
201	249	PARKHILL SMITH & COOPER INC. , Lubbock, Texas	AE	84.3	0.0	59	0	0	6	13	0	13	0	0
202	223	GOODWYN MILLS AND CAWOOD INC. , Montgomery, Ala.	AE	84.1	0.0	57	0	0	11	7	0	12	0	0
203	222	SCHNABEL ENGINEERING , Glen Allen, Va. †	GE	84.0	0.0	24	0	2	49	3	0	15	2	0
204	200	HORD COPLAN MACHT , Baltimore, Md.	A	83.0	0.0	100	0	0	0	0	0	0	0	0
205	221	HUMPHREYS & PARTNERS ARCHITECTS , Dallas, Texas †	A	82.5	1.5	100	0	0	0	0	0	0	0	0
206	230	NEEL-SCHAFFER INC. , Jackson, Miss. †	E	82.1	0.0	9	0	0	2	9	0	62	3	3
207	228	FISHBECK , Grand Rapids, Mich.	EA	82.0	0.0	25	2	0	5	15	2	48	3	0
208	226	H2M ARCHITECTS + ENGINEERS , Melville, N.Y. †	AE	81.5	0.0	48	0	2	28	8	1	2	11	0
209	196	ELKUS MANFREDI ARCHITECTS , Boston, Mass.	A	81.3	0.0	100	0	0	0	0	0	0	0	0
210	197	LS3P , Charleston, S.C.	A	80.9	0.0	94	1	0	0	0	0	5	0	0
211	217	CP&Y INC. , Dallas, Texas †	EA	79.1	0.0	2	0	0	12	18	0	56	0	0
212	238	CRAWFORD MURPHY & TILLY INC. , Springfield, Ill.	EA	78.5	0.0	1	0	0	8	9	0	79	0	0
213	232	BERGMANN , Rochester, N.Y.	AE	78.4	0.0	32	16	5	5	0	2	38	0	0
214	**	RSP , Minneapolis, Minn.	AE	78.0	0.0	92	6	0	0	0	0	0	0	0
215	**	CONGRUEX , Boulder, Colo. †	EC	78.0	0.0	0	0	0	0	0	0	0	0	100
216	242	PATRICK ENGINEERING INC. , Lisle, Ill.	E	77.9	0.0	0	0	49	1	0	4	40	1	4
217	213	DRMP INC. , Orlando, Fla.	E	76.7	0.0	3	0	0	0	0	0	97	0	0
218	188	KTGY ARCHITECTURE + PLANNING , Irvine, Calif.	A	76.6	0.0	100	0	0	0	0	0	0	0	0
219	224	TIGHE & BOND INC. , Westfield, Mass.	E	76.6	0.0	22	0	6	24	25	0	7	16	0
220	205	FARNSWORTH GROUP INC. , Bloomington, Ill.	EA	76.4	1.8	47	8	3	3	11	17	11	0	0
221	220	A. MORTON THOMAS AND ASSOCIATES INC. , Rockville, Md. †	E	76.2	0.0	3	0	0	5	0	0	92	0	0
222	216	SOLOMON CORDWELL BUENZ (SCB) , Chicago, Ill.	A	76.2	1.0	93	0	0	0	0	0	7	0	0
223	201	BCC ENGINEERING INC. , Miami, Fla. †	E	75.9	0.0	3	0	0	2	0	0	96	0	0
224	245	OHM ADVISORS , Livonia, Mich.	EA	75.3	0.0	14	0	0	12	14	0	51	1	0
225	240	GEOENGINEERS INC. , Redmond, Wash.	E	75.0	0.0	29	0	2	11	2	16	10	19	0
226	227	DENNIS GROUP , Springfield, Mass. †	EC	74.1	4.3	0	0	0	0	0	100	0	0	0
227	235	COWI NORTH AMERICA , Seattle, Wash.	E	74.1	21.8	0	0	1	0	0	0	99	0	0
228	308	BALLINGER , Philadelphia, Pa.	AE	72.9	0.0	100	0	0	0	0	0	0	0	0
229	180	COOPER CARRY , Atlanta, Ga.	A	72.3	0.0	100	0	0	0	0	0	0	0	0
230	194	WATG , Irvine, Calif.	A	72.2	48.7	100	0	0	0	0	0	0	0	0
231	262	BURNS ENGINEERING INC. , Philadelphia, Pa.	E	71.5	0.0	13	0	5	0	2	0	81	0	0
232	186	STUDIOS ARCHITECTURE , Washington, D.C.	A	71.4	11.2	100	0	0	0	0	0	0	0	0
233	252	INFRASTRUCTURE CONSULTING & ENGINEERING PLLC , Columbia, S.C.	E	70.8	0.0	0	0	0	0	0	0	100	0	0
234	229	SHANNON & WILSON INC. , Seattle, Wash.	E	70.2	1.2	0	0	0	0	0	0	0	0	0
235	244	TLC ENGINEERING SOLUTIONS INC. , Orlando, Fla.	E	70.0	1.0	94	0	0	0	0	0	6	0	0
236	246	PRIME AE GROUP INC. , Baltimore, Md. †	EA	69.5	0.0	30	0	0	11	9	0	50	0	0
237	**	UNITED E&C INC. , Piscataway, N.J.	EC	68.4	0.0	0	0	100	0	0	0	0	0	0
238	306	THE S/L/A/M COLLABORATIVE , Glastonbury, Conn. †	AE	68.4	0.0	100	0	0	0	0	0	0	0	0
239	**	EXYTE US INC. , Albany, N.Y. †	EC	68.0	3.0	0	100	0	0	0	0	0	0	0
240	280	CMTA INC. , Prospect, Ky.	EC	67.2	0.0	97	0	0	0	0	0	3	0	0
241	278	J-U-B ENGINEERS INC. , Boise, Idaho †	E	67.0	0.0	0	0	0	0	31	0	30	0	0
242	236	WALKER CONSULTANTS , Tampa, Fla.	EA	66.5	1.7	100	0	0	0	0	0	0	0	0
243	253	WOLD ARCHITECTS INC. , Saint Paul, Minn. †	AE	66.0	0.0	100	0	0	0	0	0	0	0	0
244	297	CO ARCHITECTS , Los Angeles, Calif.	A	65.8	0.0	100	0	0	0	0	0	0	0	0
245	299	SYSTRA USA , New York, N.Y.	E	65.5	8.6	0	0	0	0	0	0	100	0	0
246	268	SHIVE-HATTERY , Cedar Rapids, Iowa	AE	65.4	0.0	64	13	1	3	1	0	14	0	0
247	260	T&M ASSOCIATES , Middletown, N.J. †	E	65.1	0.0	6	0	3	15	15	3	25	0	0
248	195	BURROW GLOBAL LLC , Houston, Texas †	EA	65.0	0.0	3	0	0	0	0	97	0	0	0
249	199	MIDDOUGH INC. , Cleveland, Ohio	EA	65.0	0.0	8	15	17	0	0	60	0	0	0
250	322	DGA PLANNING ARCHITECTURE INTERIORS , Mountain View, Calif.	A	65.0	0.0	95	0	0	0	0	0	0	0	5

CUNINGHAM was part of the development of Concert, a software platform to securely exchange files between non-contracted entities.

RANK 2021	RANK 2020	FIRM	FIRM TYPE	2020 REVENUE \$ MIL.		GENERAL BUILDING	MANUFACTURING	POWER	WATER SUPPLY	SEWER / WASTE	INDUS. / PETROLEUM	TRANSPORTATION	HAZARDOUS WASTE	TELECOM
				TOTAL	INT'L									
251	309	MARK THOMAS, San Jose, Calif.	E	64.9	0.0	0	0	0	0	0	0	0	0	0
252	237	JAROS BAUM & BOLLES, New York, N.Y.	E	64.6	0.0	90	0	0	0	0	0	4	0	5
253	275	WOOD RODGERS INC., Sacramento, Calif.	E	64.6	0.0	5	0	0	27	3	0	26	0	0
254	241	CUSHING TERRELL, Billings, Mont.	EA	64.1	1.1	98	0	0	0	0	0	2	0	0
255	272	TWINING INC., Long Beach, Calif.†	GE	64.0	0.0	59	3	0	0	2	0	36	0	0
256	457	HULL & ASSOCIATES LLC, Dublin, Ohio†	E	63.9	0.0	9	0	8	11	16	0	4	52	0
257	215	ANVIL CORP., Bellingham, Wash.†	E	63.5	0.0	0	0	0	0	0	100	0	0	0
258	**	AKF GROUP, New York, N.Y.	E	63.4	2.1	100	0	0	0	0	0	0	0	0
259	243	SASAKI, Watertown, Mass.	O	63.4	14.4	74	0	0	0	0	0	0	0	0
260	270	LITTLE DIVERSIFIED ARCHITECTURAL CONSULTING INC., Charlotte, N.C.	AE	63.4	0.0	100	0	0	0	0	0	0	0	0
261	257	FEHR & PEERS, Walnut Creek, Calif.	E	62.4	0.0	0	0	0	0	0	0	100	0	0
262	218	AKRF INC., New York, N.Y.	O	62.3	0.0	20	0	6	8	2	0	40	24	0
263	430	V3 COS., Woodridge, Ill.†	E	62.3	2.8	50	0	9	8	0	0	29	0	0
264	264	RETTEW ASSOCIATES INC., Lancaster, Pa.†	E	62.2	0.0	14	6	10	0	4	45	9	0	1
265	281	EMH&T, Columbus, Ohio	E	62.1	0.0	71	0	0	3	4	0	22	0	0
266	367	NAC ARCHITECTURE, Spokane, Wash.	A	62.0	1.6	100	0	0	0	0	0	0	0	0
267	266	OTAK INC., Portland, Ore.†	EA	62.0	2.0	47	0	0	7	0	0	45	0	0
268	261	ROSS & BARUZZINI INC., St. Louis, Mo.†	E	61.9	2.0	34	0	0	0	0	0	32	0	11
269	291	GEO-LOGIC ASSOCIATES INC., Ontario, Calif.†	ENV	61.8	0.0	0	0	0	20	30	9	0	2	0
270	233	MOSELEY ARCHITECTS, Richmond, Va.	AE	61.7	0.0	100	0	0	0	0	0	0	0	0
271	277	CPL - ROCHESTER, Rochester, N.Y.	AE	61.3	0.0	78	0	0	6	4	0	11	0	0
272	298	SRF CONSULTING GROUP INC., Minneapolis, Minn.	E	61.0	0.0	0	0	0	0	0	0	100	0	0
273	255	CORE STATES GROUP, Ambler, Pa.	EA	60.9	0.0	71	17	5	0	0	8	0	0	0
274	301	NOVA ENGINEERING & ENVIRONMENTAL LLC, Kennesaw, Ga.	E	60.5	0.0	55	5	4	0	0	0	23	6	0
275	279	REMINGTON & VERNICK ENGINEERS INC., Haddonfield, N.J.	E	60.3	0.0	7	0	0	6	8	0	11	0	0
276	284	TKDA, Saint Paul, Minn.†	EA	60.1	0.0	27	19	1	0	4	2	41	0	0
277	296	MCMILLAN PAZDAN SMITH LLC, Greenville, S.C.	A	60.1	0.0	93	6	0	0	0	0	0	0	0
278	323	ORBITAL ENGINEERING INC., Pittsburgh, Pa.	E	60.0	0.0	0	0	0	0	0	0	0	0	0
279	259	ENSAFE INC., Memphis, Tenn.†	ENV	59.6	0.0	3	7	0	4	4	0	0	57	0
280	288	ESP ASSOCIATES INC., Fort Mill, S.C.†	O	59.2	0.0	45	0	8	0	0	1	29	0	0
281	294	VLK ARCHITECTS INC., Fort Worth, Texas	A	58.8	0.0	100	0	0	0	0	0	0	0	0
282	286	KISINGER CAMPO & ASSOCIATES CORP, Tampa, Fla.†	E	58.5	0.0	0	0	0	0	0	0	100	0	0
283	251	RCM TECHNOLOGIES INC., Pennsauken, N.J.†	E	57.7	17.2	2	0	56	0	0	18	24	0	0
284	211	ME ENGINEERS, Golden, Colo.†	E	57.6	9.4	99	0	0	0	0	0	1	0	0
285	333	DANNENBAUM ENGINEERING CORP., Houston, Texas	E	57.5	0.0	0	0	0	39	13	0	29	0	0
286	393	GENESIS AEC, Blue Bell, Pa.	EA	57.4	0.0	6	0	0	0	0	0	0	0	4
287	282	LARSON DESIGN GROUP INC., Williamsport, Pa.	AE	56.6	0.0	32	0	0	1	4	8	41	0	0
288	302	ALPHA TESTING INC., Dallas, Texas	GE	56.6	0.0	42	2	0	8	4	5	1	0	1
289	314	BARTLETT & WEST INC., Topeka, Kan.†	E	56.0	0.0	9	0	0	24	14	0	53	0	0
290	**	MAGNUSSON KLEMENCIC ASSOCIATES, Seattle, Wash.	E	55.9	4.5	96	1	0	0	0	0	2	0	0
291	234	ROBERT A.M. STERN ARCHITECTS, New York, N.Y.	A	55.6	15.3	100	0	0	0	0	0	0	0	0
292	318	QUINN EVANS, Washington, D.C.	A	55.4	0.0	100	0	0	0	0	0	0	0	0
293	316	BARTON & LOGUIDICE D.P.C., Liverpool, N.Y.	E	55.1	0.0	3	0	2	16	37	1	28	5	0
294	247	HBK ENGINEERING LLC, Chicago, Ill.	E	54.9	0.0	2	0	47	1	0	10	1	0	28
295	289	LMN ARCHITECTS, Seattle, Wash.	A	54.7	0.0	95	0	0	0	0	0	5	0	0
296	327	BAXTER & WOODMAN INC., Crystal Lake, Ill.†	E	54.4	0.0	0	0	0	42	24	0	30	0	0
297	312	D'AMATO CONVERSANO INC. DBA DCI ENGINEERS, Seattle, Wash.	E	54.2	0.0	100	0	0	0	0	0	0	0	0
298	315	DESIMONE CONSULTING ENGINEERS, New York, N.Y.	E	54.1	2.2	92	0	0	0	0	0	0	0	0
299	404	CESO INC., Miamisburg, Ohio	EA	54.0	0.0	100	0	0	0	0	0	0	0	0
300	336	MSA PROFESSIONAL SERVICES, Baraboo, Wis.†	EA	52.9	0.0	17	0	0	12	37	0	28	4	0

RANK 2021	RANK 2020	FIRM	FIRM TYPE	2020 REVENUE \$ MIL.		GENERAL BUILDING	MANUFACTURING	POWER	WATER SUPPLY	SEWER / WASTE	INDUS. / PETROLEUM	TRANSPORTATION	HAZARDOUS WASTE	TELECOM
				TOTAL	INT'L									
301	214	THE THRASHER GROUP INC. , Bridgeport, W.Va.	EA	52.8	0.0	29	0	28	17	13	1	10	0	0
302	362	AI ENGINEERS INC. , Middletown, Conn.	E	52.5	0.0	17	0	6	9	7	0	61	0	0
303	267	EUA (EPPSTEIN UHEN ARCHITECTS INC.) , Milwaukee, Wis.	A	52.3	0.0	86	14	0	0	0	0	0	0	0
304	290	THE MANNIK & SMITH GROUP INC. , Maumee, Ohio	E	52.0	0.0	19	15	6	6	10	10	29	4	2
305	285	SME , Plymouth, Mich.	E	52.0	0.0	40	10	12	2	2	6	23	4	2
306	321	ISG , Mankato, Minn.†	EA	51.7	0.0	55	6	0	13	9	2	13	0	0
307	239	DAY & ZIMMERMANN , Philadelphia, Pa.†	AE	51.6	19.5	95	1	0	0	0	0	4	0	0
308	287	RMA GROUP , Rancho Cucamonga, Calif.	GE	51.3	0.0	38	0	4	3	0	0	55	0	0
309	307	FUSS & O'NEILL INC. , Manchester, Conn.	E	51.3	0.0	23	4	3	9	11	10	21	5	0
310	**	P2S INC. , Long Beach, Calif.	E	51.2	0.0	87	7	0	0	0	0	6	0	0
311	300	AYERS SAINT GROSS , Baltimore, Md.	A	50.7	5.0	100	0	0	0	0	0	0	0	0
312	317	MORRISON-MAIERLE INC. , Helena, Mont.†	E	50.2	0.0	25	0	0	3	20	0	42	0	0
313	313	HART HOWERTON , New York, N.Y.†	L	50.1	6.1	4	0	0	0	0	0	0	0	0
314	329	AYRES , Eau Claire, Wis.	EA	50.0	0.0	5	0	0	13	6	0	36	0	3
315	343	MARTIN/MARTIN INC. , Lakewood, Colo.†	E	49.6	0.0	68	9	1	2	6	1	9	0	1
316	337	COLLINS ENGINEERS INC. , Chicago, Ill.	E	49.0	0.0	3	0	1	1	1	1	94	0	0
317	331	WALDEMAR S. NELSON AND CO. INC. , New Orleans, La.	EA	49.0	16.5	1	0	1	0	0	65	1	2	0
318	356	WRIGHT-PIERCE , Topsham, Maine	E	48.7	0.0	0	0	0	26	71	0	3	0	0
319	303	PS&S , Warren, N.J.	EA	48.5	0.0	41	0	23	2	7	27	0	0	0
320	338	LOCHMUELLER GROUP INC. , Evansville, Ind.	E	48.1	0.0	0	0	0	3	11	0	65	0	0
321	271	MOODY NOLAN , Columbus, Ohio	A	48.1	0.0	92	0	0	0	0	0	8	0	0
322	364	MITHUN , Seattle, Wash.	A	48.0	0.0	100	0	0	0	0	0	0	0	0
323	350	BINKLEY & BARFIELD INC. , Houston, Texas†	E	48.0	0.0	0	0	10	11	5	0	33	0	3
324	385	ADVANTAGE ENGINEERS , Columbia, Md.†	E	47.9	0.0	0	0	0	0	0	0	0	0	100
325	335	PROFESSIONAL ENGINEERING CONSULTANTS P.A. , Wichita, Kan.	E	47.9	0.0	37	12	7	8	6	9	22	0	0
326	347	RATIO , Indianapolis, Ind.	A	47.0	5.0	97	0	0	0	0	0	2	0	0
327	325	MS CONSULTANTS INC. , Columbus, Ohio†	EA	47.0	0.0	26	0	0	19	8	0	47	0	0
328	304	E4H ENVIRONMENTS FOR HEALTH ARCHITECTURE , Boston, Mass.	A	47.0	0.0	100	0	0	0	0	0	0	0	0
329	382	LHB INC. , Duluth, Minn.†	EA	47.0	0.0	44	0	0	1	0	26	21	0	0
330	360	I. C. THOMASSON ASSOCIATES INC. , Nashville, Tenn.	E	47.0	0.0	75	3	8	0	0	6	6	0	1
331	354	ARM GROUP ENTERPRISES INC. , Hershey, Pa.†	E	46.9	0.0	12	13	5	2	40	1	17	0	0
332	295	THE BECK GROUP , Dallas, Texas	A	46.9	0.0	95	0	0	0	0	0	5	0	0
333	332	THOMPSON ENGINEERING , Mobile, Ala.	EA	46.9	0.0	6	4	7	0	0	23	49	3	3
334	328	MCCLAREN ENGINEERING GROUP , Woodcliff Lake, N.J.†	E	46.8	0.0	30	4	6	0	0	0	59	0	0
335	355	MCADAMS , Durham, N.C.	E	46.7	0.0	95	0	5	0	0	0	0	0	0
336	341	HILLIS-CARNES ENGINEERING ASSOCIATES INC. , Annapolis Junction, Md.	E	46.7	0.0	100	0	0	0	0	0	0	0	0
337	334	T2 UTILITY ENGINEERS , Indianapolis, Ind.†	E	46.2	0.0	0	0	10	15	0	0	75	0	0
338	**	KIER & WRIGHT , Santa Clara, Calif.	E	46.0	0.0	93	0	4	0	2	0	0	0	1
339	248	TVSDESIGN , Atlanta, Ga.	A	46.0	1.0	100	0	0	0	0	0	0	0	0
340	377	FFKR ARCHITECTS , Salt Lake City, Utah	A	45.8	0.0	100	0	0	0	0	0	0	0	0
341	**	GARY EDWARD HANDEL AND ASSOCIATES ARCHITECTS , New York, N.Y.	A	45.8	1.9	100	0	0	0	0	0	0	0	0
342	273	KIRKSEY ARCHITECTS INC. , Houston, Texas	A	45.7	0.0	100	0	0	0	0	0	0	0	0
343	380	MODJESKI AND MASTERS INC. , Mechanicsburg, Pa.	E	45.5	0.0	0	0	0	0	0	0	100	0	0
344	353	LIONAKIS , Sacramento, Calif.	AE	45.0	0.0	100	0	0	0	0	0	0	0	0
345	292	WILEYIWILSON , Lynchburg, Va.	AE	44.9	0.0	67	0	10	3	3	7	5	0	4
346	363	SPEC SERVICES INC. , Fountain Valley, Calif.	E	44.7	0.0	0	0	0	1	0	41	5	0	0
347	320	DRAPER ADEN ASSOCIATES INC. , Richmond, Va.	E	44.2	0.0	57	0	27	5	16	7	0	0	0
348	346	MANHARD CONSULTING LTD , Lincolnshire, Ill.†	E	44.0	0.0	93	0	0	1	2	0	4	0	0
349	265	TPG ARCHITECTURE LLP , New York, N.Y.	A	43.2	2.6	0	0	0	0	0	0	0	0	0
350	366	SUNRISE ENGINEERING INC. , Fillmore, Utah	E	43.0	0.0	18	0	12	17	10	7	13	0	0

RANK 2021	RANK 2020	FIRM	FIRM TYPE	2020 REVENUE \$ MIL.		GENERAL BUILDING	MANUFACTURING	POWER	WATER SUPPLY	SEWER / WASTE	INDUS. / PETROLEUM	TRANSPORTATION	HAZARDOUS WASTE	TELECOM
				TOTAL	INT'L									
351	371	PBS ENGINEERING AND ENVIRONMENTAL INC., Portland, Ore.	E	42.9	0.0	35	5	3	3	6	1	20	25	0
352	**	THE RUDOLPH LIBBE COS. INC., Walbridge, Ohio†	EC	42.9	0.0	38	44	2	0	0	5	11	0	0
353	403	BEAM LONGEST & NEFF, Indianapolis, Ind.	E	42.7	0.0	0	0	0	0	16	0	84	0	0
354	324	BSA LIFESTRUCTURES, Indianapolis, Ind.	AE	42.6	0.0	100	0	0	0	0	0	0	0	0
355	399	HOUSTON ENGINEERING INC., Fargo, N.D.	E	42.3	0.0	0	0	0	11	4	0	14	0	0
356	381	TAIT, Santa Ana, Calif.	EA	42.3	0.0	61	0	8	1	5	1	7	0	17
357	408	KAPUR & ASSOCIATES INC., Milwaukee, Wis.	L	42.0	0.0	6	0	0	1	4	24	60	1	4
358	351	GEOCON, San Diego, Calif.	GE	41.7	0.0	69	3	0	3	3	5	16	0	1
359	387	HUBBELL ROTH & CLARK INC., Bloomfield Hills, Mich.	EA	41.7	0.0	6	0	0	13	25	5	48	0	0
360	406	HERBERT ROWLAND & GRUBIC INC., Harrisburg, Pa.	E	41.5	0.0	22	0	0	21	19	0	29	0	0
361	410	CPH INC., Sanford, Fla.	EA	41.4	1.7	32	0	0	15	23	0	11	0	0
362	421	BOHANNAN HUSTON INC., Albuquerque, N.M.	E	41.4	0.0	0	0	0	0	0	0	0	0	0
363	375	RDG PLANNING & DESIGN, Des Moines, Iowa†	A	41.0	0.0	93	0	0	0	0	0	1	0	0
364	330	SUMMIT DESIGN AND ENGINEERING PLLC, Hillsborough, N.C.	EA	41.0	0.0	19	0	2	1	1	0	76	0	1
365	342	BHDP ARCHITECTURE, Cincinnati, Ohio	A	40.6	0.0	87	13	0	0	0	0	0	0	0
366	374	GRAEF, Milwaukee, Wis.	EA	40.3	0.0	38	21	0	6	8	2	24	0	0
367	**	STEINBERG HART, San Jose, Calif.†	A	40.1	1.3	100	0	0	0	0	0	0	0	0
368	**	M&S ENGINEERING LLC, Spring Branch, Texas	E	40.0	0.0	8	0	75	5	0	0	8	0	0
369	340	DAVIS PARTNERSHIP ARCHITECTS, Denver, Colo.	A	39.6	0.0	100	0	0	0	0	0	0	0	0
370	400	COMMONWEALTH ASSOCIATES INC., Jackson, Mich.	E	39.3	0.0	0	0	100	0	0	0	0	0	0
371	391	BOSWELL ENGINEERING INC., South Hackensack, N.J.	E	39.3	0.0	5	0	19	5	4	0	66	2	0
372	423	RRC POWER & ENERGY LLC, Round Rock, Texas	O	39.1	0.0	0	0	100	0	0	0	0	0	0
373	310	FENTRESS ARCHITECTS, Denver, Colo.	A	39.0	0.0	26	0	0	0	0	0	74	0	0
374	349	LANDRUM & BROWN INC., Cincinnati, Ohio†	O	39.0	12.8	1	0	0	0	0	0	99	0	0
375	384	HEAPY, Dayton, Ohio†	E	38.9	0.0	97	2	0	0	0	0	0	0	1
376	**	THE MILLER HULL PARTNERSHIP LLP, Seattle, Wash.	A	38.7	21.4	93	2	0	0	3	0	0	0	0
377	386	GBA (GEORGE BUTLER ASSOCIATES), Lenexa, Kan.†	EA	38.5	0.0	16	0	0	0	20	13	36	2	6
378	365	D&B ENGINEERS AND ARCHITECTS P.C., Woodbury, N.Y.	EA	38.3	0.0	0	0	0	24	50	0	10	15	0
379	401	MAZZETTI, San Francisco, Calif.	E	38.2	0.0	15	0	0	0	0	0	2	0	4
380	319	HUNT GUILLOT & ASSOCIATES L.L.C., Ruston, La.	E	38.2	0.0	0	0	0	0	0	98	0	0	0
381	357	JORDAN & SKALA ENGINEERS, Norcross, Ga.	E	37.9	0.0	100	0	0	0	0	0	0	0	0
382	394	WALLACE MONTGOMERY & ASSOCIATES LLP, Hunt Valley, Md.	E	37.8	0.0	0	0	0	7	1	0	92	0	0
383	396	CTL ENGINEERING INC., Columbus, Ohio†	EA	37.7	0.0	36	7	2	11	6	2	31	2	2
384	276	TOLUNAY-WONG ENGINEERS INC., Houston, Texas	GE	37.2	0.0	38	0	0	0	0	54	0	8	0
385	407	ERDMAN ANTHONY, Rochester, N.Y.	E	37.1	0.0	16	0	0	10	0	0	73	0	0
386	432	DEKKER/PERICH/SABATINI LTD., Albuquerque, N.M.	AE	37.0	0.0	100	0	0	0	0	0	0	0	0
387	369	BALA CONSULTING ENGINEERS, King of Prussia, Pa.	E	36.9	0.0	84	0	0	0	0	0	7	0	8
388	467	MACGREGOR ASSOCIATES ARCHITECTS INC., Atlanta, Ga.	A	36.8	0.0	100	0	0	0	0	0	0	0	0
389	397	MUESER RUTLEDGE CONSULTING ENGINEERS PLLC, New York, N.Y.	E	36.7	1.5	21	10	9	10	10	10	30	0	0
390	412	THE LIRO GROUP, Syosset, N.Y.†	EA	36.7	0.0	48	0	0	5	3	0	12	7	13
391	436	HVJ ASSOCIATES, Houston, Texas	E	36.6	0.0	4	0	0	6	3	0	86	0	0
392	422	KRAZAN & ASSOCIATES, Clovis, Calif.	E	36.3	0.0	58	3	4	6	1	5	13	7	3
393	370	BWBR, Saint Paul, Minn.	A	36.3	0.0	87	13	0	0	0	0	0	0	0
394	409	NEWCOMB & BOYD, Atlanta, Ga.	E	36.3	1.1	79	2	0	0	0	0	7	0	12
395	**	ZYSCOVICH ARCHITECTS, Miami, Fla.	A	36.2	0.0	94	0	0	0	0	0	6	0	0
396	411	WK DICKSON & CO. INC., Charlotte, N.C.	E	36.1	0.0	3	0	0	19	34	11	22	0	0
397	466	GFF INC., Dallas, Texas	A	35.9	0.0	100	0	0	0	0	0	0	0	0
398	398	WHITNEY BAILEY COX & MAGNANI LLC, Baltimore, Md.	EA	35.3	0.0	26	0	0	2	0	6	66	0	0
399	459	ARORA ENGINEERS INC., Chadds Ford, Pa.	E	35.2	0.0	4	0	0	0	0	0	96	0	0
400	**	VJS CONSTRUCTION SERVICES, Pewaukee, Wis.†	A	35.1	0.0	100	0	0	0	0	0	0	0	0

RANK 2021	RANK 2020	FIRM	FIRM TYPE	2020 REVENUE \$ MIL.		GENERAL BUILDING	MANUFACTURING	POWER	WATER SUPPLY	SEWER / WASTE	INDUS. / PETROLEUM	TRANSPORTATION	HAZARDOUS WASTE	TELECOM
				TOTAL	INT'L									
401	446	BERMELLO AJAMIL & PARTNERS INC., Miami, Fla.	AE	35.0	9.1	17	0	0	0	0	0	8	0	0
402	497	INTEGRUS ARCHITECTURE PS, Spokane, Wash.	AE	35.0	0.0	100	0	0	0	0	0	0	0	0
403	445	KS ENGINEERS P.C., Newark, N.J.	E	35.0	0.0	0	0	0	0	0	0	100	0	0
404	427	RJN GROUP INC., Wheaton, Ill.	E	34.6	0.0	0	0	0	4	96	0	0	0	0
405	368	TREANORHL, Lawrence, Kan.	A	34.5	0.0	81	10	0	0	0	0	9	0	0
406	376	T. BAKER SMITH LLC, Houma, La.	E	34.5	0.0	14	0	6	4	4	46	20	0	4
407	441	GEOTECHNOLOGY INC., St. Louis, Mo.	GE	34.5	0.0	40	4	3	6	7	1	35	1	0
408	372	NILES BOLTON ASSOCIATES, Atlanta, Ga.	A	34.5	0.0	97	0	0	0	0	0	3	0	0
409	418	G70, Honolulu, Hawaii	O	34.3	0.0	71	0	5	5	0	0	1	0	0
410	379	LEIGHTON GROUP INC., Irvine, Calif.†	GE	33.9	0.0	54	0	4	6	0	15	18	3	0
411	447	WIGHT & CO., Darien, Ill.	AE	33.7	2.2	78	0	0	0	0	0	21	0	1
412	**	THE OSBORN ENGINEERING CO., Cleveland, Ohio†	EA	33.2	0.0	43	8	2	9	15	2	11	0	11
413	486	PRIMERA ENGINEERS LTD., Chicago, Ill.	EA	33.0	0.0	17	0	55	0	0	0	29	0	0
414	402	JLG ARCHITECTS, Grand Forks, N.D.	A	32.9	0.0	100	0	0	0	0	0	0	0	0
415	483	GBBN, Cincinnati, Ohio	A	32.5	4.3	100	0	0	0	0	0	0	0	0
416	388	DES ARCHITECTS + ENGINEERS, Redwood City, Calif.	AE	32.5	0.0	100	0	0	0	0	0	0	0	0
417	444	BETA GROUP INC., Lincoln, R.I.	E	32.4	0.0	0	0	0	5	25	0	54	0	0
418	449	REBEL DESIGN+GROUP, Marina Del Rey, Calif.	A	32.3	16.6	14	0	0	0	0	0	0	0	0
419	443	THE YATES COS. INC., Philadelphia, Miss.†	EC	32.2	0.0	0	0	0	0	0	100	0	0	0
420	426	WENDEL, Williamsville, N.Y.†	AE	32.2	0.0	52	0	0	6	11	0	2	0	1
421	451	CTLTHOMPSON INC., Centennial, Colo.†	E	32.2	0.0	30	4	1	1	0	0	4	0	1
422	339	ALFATECH CONSULTING ENGINEERS INC., San Jose, Calif.†	E	32.1	0.0	67	0	0	0	0	0	0	0	33
423	**	KSA ENGINEERS INC., Longview, Texas	EA	32.1	0.0	7	0	0	16	27	9	37	0	0
424	458	MCCLURE ENGINEERING, Clive, Iowa	E	32.0	0.0	31	0	0	16	13	0	25	0	0
425	413	RRMM ARCHITECTS, Chesapeake, Va.	A	32.0	0.0	100	0	0	0	0	0	0	0	0
426	425	GRW ENGINEERS INC., Lexington, Ky.†	EA	31.8	0.0	10	0	0	19	28	0	29	0	0
427	305	MATRIX TECHNOLOGIES INC., Maumee, Ohio	EA	31.7	0.0	0	82	0	0	0	18	0	0	0
428	283	JCJ ARCHITECTURE, Hartford, Conn.	A	31.7	0.0	100	0	0	0	0	0	0	0	0
429	429	LANIER & ASSOCIATES CONSULTING ENGINEERS INC., New Orleans, La.	E	31.6	1.3	0	0	0	0	0	0	100	0	0
430	482	SANBORN HEAD & ASSOCIATES INC., Concord, N.H.	E	31.5	3.1	28	0	10	0	22	0	0	39	0
431	424	METRIC ENGINEERING INC., Miami, Fla.	E	31.5	0.0	0	0	0	0	0	0	0	0	0
432	**	ATCS PLC, Herndon, Va.	E	31.4	0.0	5	0	0	0	4	0	92	0	0
433	415	RDC-S111, Long Beach, Calif.	A	31.2	0.0	100	0	0	0	0	0	0	0	0
434	416	CRAFTON TULL, Rogers, Ark.	EA	31.2	0.0	34	0	0	2	6	29	26	0	0
435	465	KENDALL/HEATON ASSOCIATES INC., Houston, Texas	A	31.0	0.0	100	0	0	0	0	0	0	0	0
436	477	VCBO ARCHITECTURE, Salt Lake City, Utah	A	31.0	0.0	100	0	0	0	0	0	0	0	0
437	414	FXCOLLABORATIVE, New York, N.Y.	A	30.8	0.0	87	0	0	0	0	0	13	0	0
438	460	KAHLER SLATER, Milwaukee, Wis.†	A	30.7	0.0	100	0	0	0	0	0	0	0	0
439	**	SHEEHAN NAGLE HARTRAY ARCHITECTS LTD., Chicago, Ill.	A	30.7	6.7	5	0	0	0	0	0	0	0	0
440	487	E.L. ROBINSON ENGINEERING CO., Charleston, W.Va.†	E	30.6	0.0	0	0	0	11	11	3	71	0	0
441	492	CDG ENGINEERS & ASSOCIATES INC., Andalusia, Ala.	E	30.5	0.0	10	1	3	6	5	61	11	0	0
442	**	THE VERTEX COS. INC., Weymouth, Mass.†	E	30.4	0.0	0	0	0	0	0	0	0	0	0
443	495	ALLIANCE, Minneapolis, Minn.	A	30.3	0.0	27	0	0	0	0	0	73	0	0
444	464	SOUDER MILLER & ASSOCIATES, Albuquerque, N.M.	EA	30.2	0.0	23	0	3	22	17	4	10	17	3
445	491	DAHLIN GROUP ARCHITECTURE PLANNING, Pleasanton, Calif.	O	30.0	0.0	100	0	0	0	0	0	0	0	0
446	434	MACKAY & SOMPS CIVIL ENGINEERS INC., Pleasanton, Calif.	E	30.0	0.0	0	0	0	0	0	0	0	0	0
447	442	STEWART, Raleigh, N.C.	E	29.7	0.0	81	0	0	0	10	0	9	0	0
448	419	VOCON, Cleveland, Ohio	A	29.5	0.0	100	0	0	0	0	0	0	0	0
449	440	STG DESIGN, Austin, Texas	A	29.3	0.0	100	0	0	0	0	0	0	0	0
450	**	TRAFFIC PLANNING AND DESIGN INC., Pottstown, Pa.	E	29.3	0.0	0	0	0	0	0	0	100	0	0

RANK 2021	RANK 2020	FIRM	FIRM TYPE	2020 REVENUE \$ MIL.		GENERAL BUILDING	MANUFACTURING	POWER	WATER SUPPLY	SEWER / WASTE	INDUS. / PETROLEUM	TRANSPORTATION	HAZARDOUS WASTE	TELECOM
				TOTAL	INT'L									
451	472	HIGHLAND ASSOCIATES LTD, New York, N.Y.	AE	29.2	0.0	59	4	1	0	0	0	0	0	35
452	500	FGM ARCHITECTS INC., Oak Brook, Ill.	A	29.2	0.0	100	0	0	0	0	0	0	0	0
453	479	JONES EDMUNDS & ASSOCIATES INC., Gainesville, Fla.†	E	29.0	0.0	5	0	0	23	43	2	20	0	0
454	493	GGLO, Seattle, Wash.†	O	29.0	0.0	100	0	0	0	0	0	0	0	0
455	475	MCMAHON ASSOCIATES INC., Neenah, Wis.	EA	29.0	0.0	19	3	1	9	43	11	11	0	0
456	433	PLUMMER ASSOCIATES INC., Fort Worth, Texas	E	29.0	0.0	4	0	0	38	46	0	0	0	12
457	431	ESG ARCHITECTURE & DESIGN, Minneapolis, Minn.	A	29.0	0.0	100	0	0	0	0	0	0	0	0
458	**	DONOHUE & ASSOCIATES INC., Sheboygan, Wis.	E	28.9	0.0	0	0	0	0	0	0	0	0	0
459	392	MG ENGINEERING D.P.C., New York, N.Y.	E	28.9	0.0	100	0	0	0	0	0	0	0	0
460	496	FRENCH & PARRELLO ASSOCIATES, Wall Township, N.J.	E	28.8	0.0	37	5	11	4	3	0	22	0	17
461	**	DATTNER ARCHITECTS, New York, N.Y.	A	28.7	0.0	95	0	0	0	0	0	5	0	0
462	**	AHL, Honolulu, Hawaii	A	28.7	0.0	100	0	0	0	0	0	0	0	0
463	**	MILHOUSE ENGINEERING & CONSTRUCTION INC., Chicago, Ill.	EA	28.5	0.0	14	0	27	0	7	0	28	0	0
464	390	SEPI, Raleigh, N.C.	E	28.5	0.0	7	0	0	0	0	0	93	0	0
465	348	MBH ARCHITECTS, Alameda, Calif.	A	28.4	3.1	100	0	0	0	0	0	0	0	0
466	485	GUERNSEY, Oklahoma City, Okla.	EA	28.3	0.0	36	0	49	5	1	0	3	2	0
467	**	GMB ARCHITECTS - ENGINEERS, Holland, Mich.	AE	27.9	0.0	97	0	0	0	0	3	0	0	0
468	**	BORTON-LAWSON, Wilkes-Barre, Pa.	EA	27.8	0.0	9	5	15	3	2	40	26	0	0
469	478	THE EADS GROUP INC., Altoona, Pa.	EA	27.4	0.0	4	0	0	16	28	8	33	0	0
470	463	TOWERPINKSTER, Kalamazoo, Mich.	AE	27.3	0.0	100	0	0	0	0	0	0	0	0
471	470	CSO, Indianapolis, Ind.	A	27.2	0.0	99	0	0	0	0	1	0	0	0
472	359	C&I ENGINEERING, Louisville, Ky.	E	27.2	0.0	0	0	0	0	0	100	0	0	0
473	453	GRIMM + PARKER ARCHITECTS, Calverton, Md.	A	27.1	0.0	100	0	0	0	0	0	0	0	0
474	489	PCI SKANSKA INC., Evansville, Ind.	EA	27.1	0.0	8	8	28	0	0	55	1	0	0
475	490	LAMP RYNEARSON INC., Omaha, Neb.	E	27.0	0.0	10	0	1	7	28	3	23	0	0
476	**	DOKKEN ENGINEERING, Folsom, Calif.	E	26.5	0.0	0	0	0	0	0	0	100	0	0
477	448	GOETTSCHE PARTNERS, Chicago, Ill.	A	26.3	16.6	100	0	0	0	0	0	0	0	0
478	**	RULE JOY TRAMMELL + RUBIO LLC, Atlanta, Ga.	A	26.0	0.0	100	0	0	0	0	0	0	0	0
479	**	THERMALTECH ENGINEERING INC., Cincinnati, Ohio†	E	25.8	0.0	19	61	0	0	8	12	0	0	0
480	**	RTM ENGINEERING CONSULTANTS LLC, Schaumburg, Ill.	E	25.8	0.0	100	0	0	0	0	0	0	0	0
481	**	COUGHLIN PORTER LUNDEEN INC., Seattle, Wash.	E	25.7	0.0	100	0	0	0	0	0	0	0	0
482	**	R&M CONSULTANTS INC., Anchorage, Alaska	E	25.5	1.3	11	0	0	2	1	0	85	0	0
483	461	WDG ARCHITECTURE, Washington, D.C.†	A	25.4	0.0	100	0	0	0	0	0	0	0	0
484	439	SMALLWOOD, Atlanta, Ga.	A	25.4	3.0	100	0	0	0	0	0	0	0	0
485	**	QUATTROCCHI KWOK ARCHITECTS, Santa Rosa, Calif.	A	25.3	0.0	100	0	0	0	0	0	0	0	0
486	454	LRK INC., Memphis, Tenn.	A	25.3	0.0	100	0	0	0	0	0	0	0	0
487	456	LORING CONSULTING ENGINEERS INC., New York, N.Y.	E	25.3	1.0	91	0	0	0	0	0	0	0	2
488	**	DEVCON CONSTRUCTION INC., Milpitas, Calif.	EC	25.0	0.0	100	0	0	0	0	0	0	0	0
489	**	HARRIS & ASSOCIATES INC., Concord, Calif.	E	24.7	0.0	8	0	1	7	8	0	33	0	0
490	**	DUNHAM ASSOCIATES, Minneapolis, Minn.	E	24.7	0.0	100	0	0	0	0	0	0	0	0
491	**	BUCHART HORN INC., York, Pa.†	EA	24.5	3.9	30	0	0	10	21	0	30	3	2
492	**	HUSSEY GAY BELL, Savannah, Ga.	EA	24.5	0.0	47	12	0	10	8	0	12	0	0
493	462	ARRAY ARCHITECTS, Conshohocken, Pa.	A	24.4	0.0	100	0	0	0	0	0	0	0	0
494	**	J.R. FILANC CONSTRUCTION CO. INC., Escondido, Calif.	EC	24.4	0.0	0	0	0	50	50	0	0	0	0
495	**	CARRIER JOHNSON + CULTURE, San Diego, Calif.†	A	24.4	0.0	100	0	0	0	0	0	0	0	0
496	**	KSS ARCHITECTS, Princeton, N.J.	A	24.4	0.0	35	65	0	0	0	0	0	0	0
497	**	LANE BISHOP YORK DELAHAY INC., Birmingham, Ala.	EA	24.3	0.0	0	0	0	0	0	0	0	0	0
498	**	H.F. LENZ CO., Johnstown, Pa.	E	24.1	0.0	74	0	0	0	0	10	0	0	17
499	**	HARVARD JOLLY ARCHITECTURE, St. Petersburg, Fla.	A	23.8	0.0	100	0	0	0	0	0	0	0	0
500	**	BSC GROUP, Boston, Mass.	E	23.7	0.0	33	0	32	0	1	0	33	2	0

Where To Find the Top 500

FIRM	RANK	FIRM	RANK	FIRM	RANK	FIRM	RANK
A		CannonDesign	65	EMH&T	265	Half Associates Inc.	102
Advantage Engineers	324	Cardno Inc.	58	EN Engineering LLC	70	Gary Edward Handel and Associates Architects	341
AECOM	2	Carollo Engineers Inc.	50	ENERCON	74	Hanson Professional Services Inc.	172
Aegion Corp.	95	Carrier Johnson + CULTURE	495	EnSafe Inc.	279	Hardesty & Hanover LLC	160
Affiliated Engineers Inc.	121	CDG Engineers & Associates Inc.	441	EUA (Eppstein Uhen Architects Inc.)	303	Hargrove Engineers + Constructors	55
AHL	462	CDM Smith	25	Erdman Anthony	385	HED	187
AI Engineers Inc.	302	Century Engineering Inc.	186	ESD	193	Harris & Associates Inc.	489
AKF Group	258	CESO Inc.	299	ESG Architecture & Design	457	Hart Howerton	313
AKRF Inc.	262	CHA Consulting Inc.	53	ESP Associates Inc.	280	Harvard Jolly Architecture	499
AlfaTech Consulting Engineers Inc.	422	Civil & Environmental Consultants Inc.	96	David Evans Enterprises Inc.	90	Haskell	169
Alliance	443	Clark Nexsen	195	EwingCole	161	Hazen and Sawyer	54
Alpha Testing Inc.	288	CMTA Inc.	240	EXP	26	HBK Engineering LLC	294
American Structurepoint	157	CO Architects	244	Exyte US Inc.	239	HDR	6
Anvil Corp.	257	Cobb Fendley & Associates Inc.	176	EYP Architecture & Engineering	146	HEAPY	375
Arcadis North America	16	Coffman Engineers Inc.	154	F		Henderson Engineers Inc.	140
AO Architects	197	Collins Engineers Inc.	316	Farnsworth Group Inc.	220	Herbert Rowland & Grubic Inc.	360
Ardurra Group Inc.	190	Commonwealth Associates Inc.	370	Fehr & Peers	261	HGA	94
ARM Group Enterprises Inc.	331	Congruex	215	Fentress Architects	373	Highland Associates Ltd.	451
Arora Engineers Inc.	399	Consor Engineers LLC	69	FFKR Architects	340	Hillis-Carnes Engineering Associates Inc.	336
Array Architects	493	Cooper Carry	229	FGM Architects Inc.	452	HKS	41
Arup	40	Core States Group	273	J.R. Filanc Construction Co. Inc.	494	HMC Architects	173
ATCS PLC	432	Corgan	88	Fishbeck	207	HNTB Cos.	12
Atwell LLC	104	Coughlin Porter Lundeen Inc.	481	Flad Architects	165	HOK	39
Ayers Saint Gross	311	COWI North America	227	Fluor Corp.	3	Hord Coplan Macht	204
Ayres	314	CP&Y Inc.	211	Foth Cos.	103	Houston Engineering Inc	355
B		CPH Inc.	361	Freese and Nichols Inc.	105	Hubbell Roth & Clark Inc.	359
Michael Baker International	31	CPL - Rochester	271	French & Parrello Associates	460	Huckabee	191
Bala Consulting Engineers	387	Crafton Tull	434	Fuss & O'Neill Inc.	309	Huitt-Zollars Inc.	164
Ballinger	228	Crawford Murphy & Tilly Inc.	212	FXCollaborative	437	Hull & Associates LLC	256
Barge Design Solutions	171	CRB	101	G		Humphreys & Partners Architects	205
Barr Engineering Co.	110	CSO	471	G70	409	Hunt Guillot & Associates L.L.C.	380
Bartlett & West Inc.	289	Cushing Terrell	254	GAI Consultants Inc.	145	Hussey Gay Bell	492
Barton & Loguidice D.P.C.	293	CTL Engineering Inc.	383	Gannett Fleming	30	HVJ Associates	391
Baxter & Woodman Inc.	296	CTLThompson Inc.	421	Garver	106	I	
BCC Engineering Inc.	223	Cuningham Group Architecture Inc.	182	GBA (George Butler Associates)	377	IBI Group Inc.	45
Beam Longest & Neff	353	D		GBBN	415	IMEG Corp.	77
Bechtel	23	D&B Engineers and Architects P.C.	378	GEI Consultants Inc.	84	Infrastructure Consulting & Engineering PLLC	233
The Beck Group	332	D'Amato Conversano Inc. dba DCI Engineers	297	Genesis AEC	286	Integral Group	167
Alfred Benesch & Co.	112	Dahlin Group Architecture Planning	445	Gensler	14	Integrus Architecture PS	402
Bergmann	213	LEO A DALY	93	Geo-Logic Associates Inc.	269	Intertek-PSI	21
Bermello Ajamil & Partners Inc.	401	Dannenbaum Engineering Corp.	285	Geocon	358	IPS-Integrated Project Services LLC	123
BETA Group Inc.	417	Dattner Architects	461	GeoEngineers inc.	225	ISG	306
BGE Inc.	116	Davis Partnership Architects	369	Geosyntec Consultants	42	J	
BHDP Architecture	365	Day & Zimmermann	307	Geotechnology Inc.	407	J-U-B Engineers Inc.	241
Binkley & Barfield Inc.	323	Dekker/Perich/Sabatini Ltd.	386	GFF Inc.	397	Jacobs	1
BKF Engineers	155	Dennis Group	226	GGLO	454	Jaros Baum & Bolles	252
BL Cos. Inc.	158	DES Architects + Engineers	416	Ghafari Associates LLC	162	JCJ Architecture	428
Black & Veatch	13	DeSimone Consulting Engineers	298	GHD Inc.	28	JLG Architects	414
Bohannon Huston Inc.	362	Devcon Construction Inc.	488	GMB Architects - Engineers	467	Johnson Mirmiran & Thompson Inc. (JMT)	51
Bolton & Menk Inc.	150	Dewberry	37	Goettsch Partners	477	Jones Edmunds & Associates Inc.	453
Borton-Lawson	468	DGA planning architecture interiors	250	Golder	20	Jones Carter	156
Boswell Engineering Inc.	371	WK Dickson & Co. Inc.	396	Goodwyn Mills and Cawood Inc.	202	Jordan & Skala Engineers	381
Bowman Consulting Group	144	DLR Group	60	GPD Group	152	K	
BR+A Consulting Engineers	177	DLZ Corp.	137	GRAEF	366	Kahler Slater	438
Braun Intertec Corp.	114	Dokken Engineering	476	Greeley and Hansen	198	Kapur & Associates Inc.	357
Brown and Caldwell	38	Donohue & Associates Inc.	458	HR Green Inc.	188	KCI Technologies Inc.	48
BRPH Architects Engineers Inc.	194	DOWL	180	Greenman-Pedersen Inc. (GPI)	64	Kendall/Heaton Associates Inc.	435
BSA LifeStructures	354	Draper Aden Associates Inc.	347	Gresham Smith	86	Kier & Wright	338
BSC Group	500	DRMP Inc.	217	Grimm + Parker Architects	473	Kiewit Corp.	18
Buchart Horn Inc.	491	Dunham Associates	490	GRW Engineers Inc.	426	Kirley-Horn	15
Burgess & Niple Inc.	183	E		Guernsey	466	Kirksey Architects Inc.	342
The Burke Group Ltd.	166	E4H Environments for Health Architecture	328	Gulf Interstate Engineering Co.	92	Kisinger Campo & Associates Corp.	282
Burns & McDonnell	9	EA Engineering Science and Technology Inc. PBC	120	GZA	126	Kleinfelder	46
Burns Engineering Inc.	231	The EADS Group Inc.	469	H		KLJ	179
Burrow Global LLC	248	ECS	68	H2M architects + engineers	208	Kohn Pedersen Fox Associates PC	79
BWBR	393	Electrical Consultants Inc.	168	Haley & Aldrich Inc.	130	KPFF Consulting Engineers	78
C		Elkus Manfredi Architects	209				
C&I Engineering	472						
CallisonRTKL	63						

Where To Find the Top 500

FIRM	RANK	FIRM	RANK	FIRM	RANK	FIRM	RANK				
Krazan & Associates	392	Mueser Rutledge Consulting Engineers PLLC	389	Ross & Baruzzini Inc.	268	TLC Engineering Solutions Inc.	235				
KS Engineers P.C.	403	N		RRC Power & Energy LLC	372	Tolunay-Wong Engineers Inc.	384				
KSA Engineers Inc.	423		NAC Architecture	266	RRMM Architects	425	Tower Engineering Professionals	135			
KSS Architects	496		NBBJ	75	RS&H Inc.	47	TowerPinkster	470			
KTGY Architecture + Planning	218		Neel-Schaffer Inc.	206	RSP	214	TPG Architecture LLP	349			
L			NELSON Worldwide	117	RTM Engineering Consultants LLC	480	Traffic Planning and Design Inc.	450			
	LaBella Associates D.P.C.		163	Waldemar S. Nelson and Co. Inc.	317	The Rudolph Libbe Cos. Inc.	352	TransSystems	83		
	Lamp Pynearson Inc.		475	Newcomb & Boyd	394	Rule Joy Trammell + Rubio LLC	478	TRC Cos.	19		
	Landrum & Brown Inc.		374	Niles Bolton Associates	408	S	TreanorHL	405			
	Lane Bishop York Delahay Inc.		497	Ninyo & Moore Geotechnical and Environmental Sciences Consultants	192		S&B Engineers and Constructors Ltd.	44	tsdesign	339	
	LANGAN		52	NORR	141		S&ME Inc.	124	Twining Inc.	255	
	Lanier & Associates Consulting Engineers Inc.	429	NOVA Engineering & Environmental LLC	274	The S/L/A/M Collaborative		238	U	Ulteig Engineers Inc.	139	
	Larson Design Group Inc.	287	NV5 Global Inc.	27	Salas O'Brien		118		United E&C Inc.	237	
	Leidos	22	O		SAM LLC		98		Universal Engineering Sciences	85	
	Leighton Group Inc.	410		OHM Advisors	224		Sanborn Head & Associates Inc.		430	V	V3 Cos.
H.F. Lenz Co.	498	Olsson Inc.		76	Sargent & Lundy		36		Vanderweil Engineers		174
LHB Inc.	329	Orbital Engineering Inc.		278	Sasaki		259		VCBO Architecture		436
T.Y. Lin International	35	The Osborn Engineering Co.		412	Schnabel Engineering		203		The Vertex Cos. Inc.		442
Lionakis	344	Otak Inc.		267	SCS Engineers	73	VHB		56		
The LIRo Group	390	P			SEPI	464	VJS Construction Services		400		
Little Diversified Architectural Consulting Inc.	260			P2S Inc.	310	Shannon & Wilson Inc.	234		VLK Architects Inc.		281
LJA Engineering	57			Page	81	Sheehan Nagle Hartray Architects Ltd.	439	Vocon	448		
LMN Architects	295			Pape-Dawson Engineers Inc.	131	Shive-Hattery	246	Volkert Inc.	89		
Lochmueller Group Inc.	320		Parametrix	138	Short-Elliott-Hendrickson Inc.	133	W	Wade Trim	200		
H.W. Lochner Inc.	128		Parkhill Smith & Cooper Inc.	201	Simpson Gumpertz & Heger	129		Walker Consultants	242		
LRK Inc.	486		Parsons	11	Skidmore Owings & Merrill	49		Wallace Montgomery & Associates LLP	382		
Loring Consulting Engineers Inc.	487		Partner Engineering and Science Inc.	147	SMALLWOOD	484		Walter P Moore	132		
LPA Inc.	170		Patrick Engineering Inc.	216	SME	305		Ware Malcomb	119		
LS3P	210		PBK	111	Smith Seckman Reid Inc.	199		WATG	230		
M		PBS Engineering and Environmental Inc.	351	T. Baker Smith LLC	406	WDG Architecture		483			
	M&S Engineering LLC	368	PCI Skanska Inc.	474	SmithGroup	66		Wendel	420		
	Macgregor Associates Architects Inc.	388	Pennoni	91	SNC-Lavalin Inc.	17		Weston & Sampson	142		
	MackKay & Soms Civil Engineers Inc.	446	Perkins Eastman	67	Solomon Cordwell Buenz (SCB)	222		Westwood Professional Services	122		
	Magnusson Klemencic Associates	290	Perkins&Will	32	SPEC Services Inc.	346	WGI Inc.	175			
	Manhard Consulting Ltd.	348	PGAL	108	SRF Consulting Group Inc.	272	Whitman Requardt and Associates LLP	107			
	The Mannik & Smith Group Inc.	304	Plummer Associates Inc.	456	SSEO Group	127	Whitney Bailey Cox & Magnani LLC	398			
	Martin/Martin Inc.	315	Pond	80	Stanley Consultants	82	Wight & Co.	411			
	Maser Consulting P.A.	109	Populous	100	Stantec Inc.	10	WileyWilson	345			
	Matrix Technologies Inc.	427	POWER Engineers Inc.	33	Steinberg Hart	367	Willdan	43			
Mazzetti	379	PRIME AE Group Inc.	236	Robert A.M. Stern Architects	291	Wilson & Co. Inc. Engineers & Architects	189				
MBH Architects	465	Primera Engineers Ltd.	413	Stewart	447	Wiss Janney Elstner Associates	115				
McAdams	335	Primoris	153	STG Design	449	Wold Architects Inc.	243				
McClure Engineering	424	Professional Engineering Consultants P.A.	325	Strand Associates Inc.	178	Wood	7				
McCormick Taylor Inc.	196	PS&S	319	STUDIOS architecture	232	Wood Rodgers Inc.	253				
McKim & Creed Inc.	149	PSOMAS	136	STV Group Inc.	34	Woodard & Curran	71				
McLaren Engineering Group	334	Q		Summit Design and Engineering PLLC	364	Woolpert Inc.	59				
McMahon Associates Inc.	455		Quattrocchi Kwok Architects	485	Sunrise Engineering Inc.	350	Worley	5			
McMillan Pazdan Smith LLC	277		Quinn Evans	292	SWCA Environmental Consultants	125	Wright-Pierce	318			
ME Engineers	284		R		Syska Hennessy Group	148	WSB	185			
Mead & Hunt Inc.	97			R&M Consultants Inc.	482	SYSTRA USA	245	WSP USA	8		
Merrick & Co.	113			Raba Kistner Inc.	159	T	T&M Associates	247	Wunderlich-Malec Engineering Inc.	181	
Mesa Associates Inc.	143			RATIO	326		T2 Utility Engineers	337	XYZ	The Yates Cos. Inc.	419
Metric Engineering Inc.	431			RCM Technologies Inc.	283		TAIT	356		Zachry Group	87
MG Engineering D.P.C.	459			RDC-S111	433		Tectonic Engineering Consultants Geologists & Land	4		ZGF Architects LLP	72
Middough Inc.	249			RDG Planning & Design	363		Surveyors D.P.C.	184		Zyscovich Architects	395
Milhouse Engineering & Construction Inc.	463	Rebel Design+Group		418	Terracon Consultants Inc.		24				
Souder Miller & Associates	444	Remington & Vernick Engineers Inc.		275	Tetra Tech Inc.		4				
The Miller Hull Partnership LLP	376	RETTEW Associates Inc.		264	ThermalTech Engineering Inc.		479				
Mithun	322	R/JN Group Inc.	404	A. Morton Thomas and Associates Inc.	221						
Modjeski and Masters Inc.	343	RK&K	61	Mark Thomas	251						
Moffatt & Nichol	99	RMA Group	308	I. C. Thomasson Associates Inc.	330						
Moad & Nichol	321	E.L. Robinson Engineering CO.	440	Thompson Engineering	333						
Moody Nolan	134			Thornton Tomasetti	62						
Morrison Hershfiel	134			The Thrasher Group Inc.	301						
Morrison-Maierle Inc.	312			Tighe & Bond Inc.	219						
Moseley Architects	270			Timmons Group	151						
Mott MacDonald	29			TKDA	276						
ms consultants inc.	327										
MSA Professional Services	300										

Where the 2021 Top 500 Design Firms Worked

Region Country Company

A. NORTH AMERICA

CANADA

Aegion Corp.
Affiliated Engineers Inc.
Arcadis North America
Arup
BL Cos. Inc.
Barr Engineering Co.
Bechtel
Bergmann
Black & Veatch
Burns & McDonnell
CDM Smith
CHA Consulting Inc.
COWI North America
CRB
CTL/Thompson Inc.
CallisonRTKL
CannonDesign
Cardno Inc.
Civil & Environmental Consultants Inc.
Clark Nexsen
Coffman Engineers Inc.
Conсор Engineers LLC
Core States Group
Corgan
Cushing Terrell
D'Amato Conversano Inc. dba DCI Engineers
DLR Group
Dennis Group
Dunham Associates
EN Engineering LLC
ENERCON
EXP
EnSafe Inc.
Fishbeck
Fluor
GEI Consultants Inc.
GGLO
GHD Inc.
GZA
Gannett Fleming
Gary Edward Handel and Associates Architects
Genesis AEC
Gensler
GeoEngineers inc.
Geosyntec Consultants
Ghafari Associates LLC
Golder
HDR
HGA
HKS
HNTB Cos.
HOK
Hanson Professional Services Inc.

Region Country Company

Hardesty & Hanover LLC
Hargrove Engineers + Constructors
Hazen and Sawyer
Henderson Engineers Inc.
Highland Associates LTD
Humphreys & Partners Architects
IBI Group Inc.
IMEG Corp.
IPS-Integrated Project Services LLC
Integral Group
Jacobs
Jaros Baum & Bolles
KPF Consulting Engineers
Kiewit Corp.
Kimley-Horn
Kleinfelder
Kohn Pedersen Fox Associates PC
LANGAN
LRK Inc.
Landrum & Brown Inc.
Lane Bishop York Delahay Inc.
Leidos
Little Diversified Architectural Consulting Inc.
Loring Consulting Engineers Inc.
MBH Architects
ME Engineers
Macgregor Associates Architects Inc.
Magnusson Klemencic Associates
Martin/Martin Inc.
Matrix Technologies Inc.
Merrick & Co.
Modjeski and Masters Inc.
Moffatt & Nichol
Morrison Hershfield
Mott MacDonald
Mueser Rutledge Consulting Engineers PLLC
NBBJ
NELSON Worldwide
NORR
NV5 Global Inc.
Page
Parsons
Partner Engineering and Science Inc.
Perkins Eastman
Perkins&Will
Pond
Populous
RCM Technologies Inc.
Rebel Design+Group
Robert A.M. Stern Architects
Ross & Baruzzini Inc.
SCS Engineers
SNC-Lavalin Inc.
SSOE Group
STUDIOS architecture
STV Group Inc.

Where the 2021 Top 500 Design Firms Worked

Region Country Company

SYSTRA USA
 Salas O'Brien
 Sanborn Head & Associates Inc.
 Sargent & Lundy
 Sasaki
 Simpson Gumpertz & Heger
 Skidmore Owings & Merrill
 Smith Seckman Reid Inc.
 SmithGroup
 Solomon Cordwell Buenz (SCB)
 Stanley Consultants
 Syska Hennessy Group
 T.Y. Lin International
 TPG Architecture LLP
 TRC Cos.
 Terracon Consultants Inc.
 Tetra Tech Inc.
 The Miller Hull Partnership LLP
 The Vertex Cos. Inc.
 Thornton Tomasetti
 Tower Engineering Professionals
 TreanorHL
 United E&C Inc.
 Vanderweil Engineers
 WSP USA
 Walker Consultants
 Walter P Moore
 Ware Malcomb
 Wiss Janney Elstner Associates
 Wood
 Worley
 Wright-Pierce
 Wunderlich-Malec Engineering Inc.
 ZGF Architects LLP
 Zachry Group

B. LATIN AMERICA

ARGENTINA

Arcadis North America
 CallisonRTKL
 Cardno Inc.
 Fluor
 Gensler
 Geosyntec Consultants
 Moffatt & Nichol
 Mott MacDonald
 NELSON Worldwide
 NORR
 Sargent & Lundy
 T.Y. Lin International
 Thornton Tomasetti
 Worley

BOLIVIA

Arcadis North America

Region Country Company

COWI North America
 CallisonRTKL
 Golder
 Merrick & Co.
 Sargent & Lundy

BRAZIL

COWI North America
 CallisonRTKL
 Cardno Inc.
 Corgan
 Cushing Terrell
 Day & Zimmermann
 Dennis Group
 Fluor
 GZA
 Gensler
 Geosyntec Consultants
 Ghafari Associates LLC
 Golder
 HGA
 Henderson Engineers Inc.
 IBI Group Inc.
 IPS-Integrated Project Services LLC
 KPFF Consulting Engineers
 Kimley-Horn
 Kohn Pedersen Fox Associates PC
 LANGAN
 Leidos
 MBH Architects
 Moffatt & Nichol
 Mott MacDonald
 Mueser Rutledge Consulting Engineers PLLC
 NORR
 NV5 Global Inc.
 Newcomb & Boyd
 Perkins&Will
 Rebel Design+Group
 Sargent & Lundy
 T.Y. Lin International
 TRC Cos.
 Thornton Tomasetti
 Waldemar S. Nelson and Co. Inc.
 Ware Malcomb
 Wiss Janney Elstner Associates
 Wood
 Worley

CHILE

Arcadis North America
 Barr Engineering Co.
 Bechtel
 Black & Veatch
 CDM Smith
 COWI North America
 CallisonRTKL

Where the 2021 Top 500 Design Firms Worked

Region Country Company

Cushing Terrell
ECS
Fluor
Gary Edward Handel and Associates Architects
Gensler
Golder
KPF Consulting Engineers
Leidos
MBH Architects
Macgregor Associates Architects Inc.
Modjeski and Masters Inc.
Moffatt & Nichol
Mott MacDonald
RSP
Sargent & Lundy
Sasaki
Simpson Gumpertz & Heger
Vanderweil Engineers
Wiss Janney Elstner Associates
Wood
Worley

COLOMBIA

Arcadis North America
Arup
Black & Veatch
Burns & McDonnell
CDM Smith
CallisonRTKL
DeSimone Consulting Engineers
Gensler
Ghafari Associates LLC
Golder
Greeley and Hansen
Hazen and Sawyer
IBI Group Inc.
KPF Consulting Engineers
LANGAN
Landrum & Brown Inc.
MBH Architects
Modjeski and Masters Inc.
Moffatt & Nichol
Mott MacDonald
NORR
Perkins Eastman
Perkins&Will
Pond
Sargent & Lundy
Simpson Gumpertz & Heger
T.Y. Lin International
Thornton Tomasetti
WATG
WSP USA
Wood
Worley

Region Country Company

COSTA RICA

CTL/Thompson Inc.
Gensler
Hargrove Engineers + Constructors
Hart Howerton
LANGAN
Landrum & Brown Inc.
Mott MacDonald
Mueser Rutledge Consulting Engineers PLLC
RSP
Ross & Baruzzini Inc.
SmithGroup
T.Y. Lin International
TRC Cos.
Thornton Tomasetti
Vanderweil Engineers
WSP USA
Wiss Janney Elstner Associates

ECUADOR

Arcadis North America
Black & Veatch
Gensler
Golder
Greeley and Hansen
Hazen and Sawyer
KPF Consulting Engineers
Landrum & Brown Inc.
Moffatt & Nichol
Mueser Rutledge Consulting Engineers PLLC
Perkins Eastman
Sargent & Lundy
TRC Cos.
Ware Malcomb

EL SALVADOR

Arcadis North America
Black & Veatch
CallisonRTKL
Fluor
Gensler
LANGAN
Moffatt & Nichol
Mott MacDonald
RSP
Sargent & Lundy
Thornton Tomasetti

GUATEMALA

Arcadis North America
Black & Veatch
CHA Consulting Inc.
Gensler
Golder
Magnusson Klemencic Associates
Moffatt & Nichol

Where the 2021 Top 500 Design Firms Worked

Region Country Company

Mott MacDonald
Page
The Miller Hull Partnership LLP
Thornton Tomasetti
Ware Malcomb
Wood

GUYANA

Day & Zimmermann
DeSimone Consulting Engineers
Gensler
Golder
HOK
KPF Consulting Engineers
NORR
WATG
Walter P Moore

HONDURAS

Arcadis North America
Burns & McDonnell
CHA Consulting Inc.
Day & Zimmermann
Fluor
Gensler
HDR
KPF Consulting Engineers
LANGAN
Moffatt & Nichol
NV5 Global Inc.
Pond
Thornton Tomasetti
WSP USA
Walter P Moore
Wiss Janney Elstner Associates
Wood

MEXICO

AO Architects
Arcadis North America
Barge Design Solutions
Barr Engineering Co.
Bechtel
Bermello Ajamil & Partners Inc.
Black & Veatch
Burns & McDonnell
CHA Consulting Inc.
COWI North America
CallisonRTKL
Cardno Inc.
Clark Nexsen
Coffman Engineers Inc.
Cushing Terrell
Day & Zimmermann
DeSimone Consulting Engineers
Dennis Group

Region Country Company

ECS
EN Engineering LLC
Fluor
GEI Consultants Inc.
GZA
Gensler
Geocon
Geosyntec Consultants
Ghafari Associates LLC
Golder
HGA
HKS
HOK
Hanson Professional Services Inc.
Hargrove Engineers + Constructors
Hart Howerton
Haskell
Henderson Engineers Inc.
IBI Group Inc.
IMEG Corp.
IPS-Integrated Project Services LLC
KPF Consulting Engineers
Kiewit Corp.
Kimley-Horn
Kohn Pedersen Fox Associates PC
LANGAN
LEO A DALY
Lane Bishop York Delahay Inc.
Lanier & Associates Consulting Engineers Inc.
Leidos
MBH Architects
Magnusson Klemencic Associates
Mazzetti
Merrick & Co.
Moffatt & Nichol
Mott MacDonald
NELSON Worldwide
NINYO & MOORE GEOTECH. & ENVIRO.
SCIENCES

NORR
NV5 Global Inc.
Page
Perkins Eastman
Perkins&Will
Pond
Populous
Rebel Design+Group
SCS Engineers
SSOE Group
Salas O'Brien
Sargent & Lundy
Sasaki
Sheehan Nagle Hartray Architects Ltd.
Simpson Gumpertz & Heger
Skidmore Owings & Merrill
T.Y. Lin International

Where the 2021 Top 500 Design Firms Worked

Region Country Company

TLC Engineering Solutions Inc.
TPG Architecture LLP
TRC Cos.
Terracon Consultants Inc.
The Beck Group
The Miller Hull Partnership LLP
Thornton Tomasetti
WATG
WSP USA
Waldemar S. Nelson and Co. Inc.
Walker Consultants
Walter P Moore
Ware Malcomb
Wiss Janney Elstner Associates
Wood
Worley

NICARAGUA

Arcadis North America
Gensler
Golder
HKS
Landrum & Brown Inc.
Moffatt & Nichol
Mott MacDonald
Sargent & Lundy
Thornton Tomasetti

PANAMA

A&P Consulting Transportation Engineers Corp.
AO Architects
Arcadis North America
Black & Veatch
CallisonRTKL
Cushing Terrell
Gannett Fleming
Gensler
Geosyntec Consultants
Golder
Hart Howerton
Hazen and Sawyer
Henderson Engineers Inc.
LANGAN
Magnusson Klemencic Associates
Moffatt & Nichol
Mott MacDonald
Mueser Rutledge Consulting Engineers PLLC
Page
Sargent & Lundy
Simpson Gumpertz & Heger
T.Y. Lin International
Thornton Tomasetti
WATG
WSP USA
Walker Consultants
Walter P Moore

Region Country Company

Ware Malcomb

PARAGUAY

KPFF Consulting Engineers
Merrick & Co.
Mott MacDonald
ZGF Architects LLP

PERU

Arcadis North America
Bechtel
Black & Veatch
Cushing Terrell
DeSimone Consulting Engineers
Fluor
Gensler
Geo-Logic Associates Inc.
Geosyntec Consultants
Golder
Henderson Engineers Inc.
Kohn Pedersen Fox Associates PC
Martin/Martin Inc.
Moffatt & Nichol
Mott MacDonald
NORR
Perkins Eastman
Robert A.M. Stern Architects
Sargent & Lundy
Sasaki
Simpson Gumpertz & Heger
SmithGroup
T.Y. Lin International
TLC Engineering Solutions Inc.
TRC Cos.
Thornton Tomasetti
WATG
WSP USA
Wood
Worley

SURINAME

Golder
HOK
Moffatt & Nichol

URUGUAY

Arcadis North America
Gensler
Golder
Humphreys & Partners Architects
MBH Architects
Mott MacDonald
Newcomb & Boyd
SmithGroup
Terracon Consultants Inc.
Thornton Tomasetti

Where the 2021 Top 500 Design Firms Worked

Region Country Company

VENEZUELA

NV5 Global Inc.

C. CARIBBEAN ISLANDS

CUBA

Black & Veatch

Burns & McDonnell

Coffman Engineers Inc.

Collins Engineers Inc.

LEO A DALY

LS3P

Moffatt & Nichol

Newcomb & Boyd

Pond

TLC Engineering Solutions Inc.

Terracon Consultants Inc.

Thornton Tomasetti

Wood

GREATER ANTILLES

Arcadis North America

Bermello Ajamil & Partners Inc.

Black & Veatch

Burns & McDonnell

COWI North America

CallisonRTKL

Cushing Terrell

DLZ Corp.

Dennis Group

EXP

Fluor

Gensler

Golder

Hart Howerton

Kimley-Horn

LANGAN

LEO A DALY

Modjeski and Masters Inc.

Moffatt & Nichol

Morrison Hershfield

Mott MacDonald

Mueser Rutledge Consulting Engineers PLLC

NORR

NV5 Global Inc.

Perkins&Will

RSP

Rebel Design+Group

SMALLWOOD

Sargent & Lundy

Simpson Gumpertz & Heger

SmithGroup

T.Y. Lin International

Thornton Tomasetti

WATG

Walter P Moore

Region Country Company

Wood

LESSER ANTILLES

Arcadis North America

Ardurra Group Inc.

BRPH Architects Engineers Inc.

Barr Engineering Co.

Bermello Ajamil & Partners Inc.

Black & Veatch

Burns & McDonnell

CHA Consulting Inc.

COWI North America

CallisonRTKL

Collins Engineers Inc.

Corgan

DLR Group

DeSimone Consulting Engineers

ECS

EXP

EYP Architecture & Engineering

Fluor

Gensler

Geosyntec Consultants

Ghafari Associates LLC

Golder

HOK

Hanson Professional Services Inc.

Hargrove Engineers + Constructors

Hart Howerton

Integral Group

Jaros Baum & Bolles

Kimley-Horn

LANGAN

Landrum & Brown Inc.

Leidos

Moffatt & Nichol

NORR

NV5 Global Inc.

Parsons

Partner Engineering and Science Inc.

Perkins Eastman

RSP

Rebel Design+Group

STUDIOS architecture

Salas O'Brien

Sanborn Head & Associates Inc.

Sargent & Lundy

Simpson Gumpertz & Heger

Solomon Cordwell Buenz (SCB)

T.Y. Lin International

TLC Engineering Solutions Inc.

Terracon Consultants Inc.

The Beck Group

Thornton Tomasetti

Vanderweil Engineers

WATG

Where the 2021 Top 500 Design Firms Worked

Region Country Company

Waldemar S. Nelson and Co. Inc.
Wiss Janney Elstner Associates

PUERTO RICO

Arcadis North America
Bermello Ajamil & Partners Inc.
Black & Veatch
Burns & McDonnell
CDM Smith
CRB
CallisonRTKL
Civil & Environmental Consultants Inc.
Clark Nexsen
Collins Engineers Inc.
Cushing Terrell
DLR Group
Dattner Architects
David Evans Enterprises Inc.
Day & Zimmermann
ECS
Farnsworth Group Inc.
Flad Architects
Fluor
Genesis AEC
Gensler
Golder
Hanson Professional Services Inc.
Hart Howerton
Henderson Engineers Inc.
IMEG Corp.
KPFF Consulting Engineers
Kimley-Horn
LANGAN
LEO A DALY
Merrick & Co.
Moffatt & Nichol
Mueser Rutledge Consulting Engineers PLLC
Newcomb & Boyd
Parsons
Partner Engineering and Science Inc.
Perkins Eastman
Perkins&Will
Pond
RCM Technologies Inc.
RSP
Rebel Design+Group
Sargent & Lundy
Smith Seckman Reid Inc.
SmithGroup
TLC Engineering Solutions Inc.
The Vertex Cos. Inc.
Thornton Tomasetti
Vanderweil Engineers
WATG
WSP USA
Waldemar S. Nelson and Co. Inc.

Region Country Company

Wight & Co.
Wiss Janney Elstner Associates
Wood

D. EUROPE

ALBANIA

Golder
KPFF Consulting Engineers
WATG

ARMENIA

Golder
Rebel Design+Group
Simpson Gumpertz & Heger
TRC Cos.

AUSTRIA

Black & Veatch
Burns & McDonnell
CRB
EnSafe Inc.
Golder
HOK
KPFF Consulting Engineers
MBH Architects
Merrick & Co.
Mott MacDonald
Perkins Eastman
Perkins&Will
Rebel Design+Group
WATG

AZERBAIJAN

Bechtel
Black & Veatch
CallisonRTKL
Day & Zimmermann
Gensler
MBH Architects
Merrick & Co.
Perkins Eastman
Sargent & Lundy
Wood

BELARUS

Day & Zimmermann
MBH Architects
Thornton Tomasetti

BELGIUM

Aegion Corp.
Arcadis North America
CRB
CallisonRTKL
Coffman Engineers Inc.

Where the 2021 Top 500 Design Firms Worked

Region Country Company

Fluor
Gensler
Geosyntec Consultants
Golder
HOK
MBH Architects
Moffatt & Nichol
Mueser Rutledge Consulting Engineers PLLC
NORR
Perkins Eastman
Perkins&Will
RCM Technologies Inc.
Simpson Gumpertz & Heger
Skidmore Owings & Merrill
SmithGroup
Thornton Tomasetti
Wood

BOSNIA & HERZEGOVINA

CRB
Page

BULGARIA

Black & Veatch
CallisonRTKL
Fluor
Golder
HDR
HKS
MBH Architects
TRC Cos.
WATG
Wood

CROATIA

Black & Veatch
CallisonRTKL
Gensler
Hanson Professional Services Inc.
MBH Architects
Zachry Group

CZECH REP.

EN Engineering LLC
EYP Architecture & Engineering
EnSafe Inc.
Fluor
Gensler
Golder
Jacobs
MBH Architects
Mueser Rutledge Consulting Engineers PLLC
NORR
Perkins Eastman
Perkins&Will
Rebel Design+Group

Region Country Company

TRC Cos.
Thornton Tomasetti
Wood

DENMARK

Aegion Corp.
Arcadis North America
Bermello Ajamil & Partners Inc.
COWI North America
Cardno Inc.
EnSafe Inc.
Fluor
Gensler
Geosyntec Consultants
Golder
IPS-Integrated Project Services LLC
Merrick & Co.
Parsons
Perkins&Will
Rebel Design+Group
Sheehan Nagle Hartray Architects Ltd.
Skidmore Owings & Merrill
TRC Cos.
Thornton Tomasetti
WSP USA
Wood

ESTONIA

LANGAN

FINLAND

CallisonRTKL
Cardno Inc.
Gensler
Ghafari Associates LLC
Golder
NORR
NV5 Global Inc.
Perkins&Will
Rebel Design+Group
Simpson Gumpertz & Heger
TRC Cos.
Thornton Tomasetti

FRANCE

Arcadis North America
Burns & McDonnell
COWI North America
CRB
CallisonRTKL
Cardno Inc.
Fluor
Gensler
Geosyntec Consultants
Golder
HKS

Where the 2021 Top 500 Design Firms Worked

Region Country Company

HOK
Huitt-Zollars Inc.
IPS-Integrated Project Services LLC
Integral Group
Jacobs
KPFF Consulting Engineers
Kohn Pedersen Fox Associates PC
LANGAN
MBH Architects
ME Engineers
Martin/Martin Inc.
NV5 Global Inc.
Parsons
Perkins Eastman
Perkins&Will
Populous
STUDIOS architecture
Sanborn Head & Associates Inc.
Sheehan Nagle Hartray Architects Ltd.
Simpson Gumpertz & Heger
Skidmore Owings & Merrill
TRC Cos.
Thornton Tomasetti
WATG
WSP USA
Wood

GEORGIA

Burns & McDonnell
Gensler
Golder
Moffatt & Nichol
Otak Inc.
T.Y. Lin International
WATG
ZGF Architects LLP

GERMANY

Affiliated Engineers Inc.
Bergmann
Black & Veatch
Buchart Horn Inc.
Burns & McDonnell
CDM Smith
COWI North America
CRB
CallisonRTKL
Cardno Inc.
Clark Nexsen
Coffman Engineers Inc.
EYP Architecture & Engineering
Fluor
Gensler
Geosyntec Consultants
Ghafari Associates LLC
Golder

Region Country Company

HDR
HKS
HOK
IBI Group Inc.
IPS-Integrated Project Services LLC
Jacobs
Kohn Pedersen Fox Associates PC
MBH Architects
Martin/Martin Inc.
Michael Baker International
Moffatt & Nichol
NORR
NV5 Global Inc.
Page
Parsons
Partner Engineering and Science Inc.
Perkins Eastman
Perkins&Will
Rebel Design+Group
Robert A.M. Stern Architects
SSOE Group
Smith Seckman Reid Inc.
TLC Engineering Solutions Inc.
TRC Cos.
Thornton Tomasetti
WSP USA
Walker Consultants
Ware Malcomb
Wiss Janney Elstner Associates
Wood
Zachry Group

GREECE

COWI North America
CallisonRTKL
Day & Zimmermann
Gensler
Golder
HKS
HOK
IBI Group Inc.
LANGAN
MBH Architects
Michael Baker International
Moffatt & Nichol
Parsons
Perkins Eastman
Populous
Thornton Tomasetti
WATG
Wiss Janney Elstner Associates

HUNGARY

Black & Veatch
CallisonRTKL
Fluor

Where the 2021 Top 500 Design Firms Worked

Region Country Company

Gensler
Ghafari Associates LLC
Golder
HDR
MBH Architects
Perkins Eastman
Perkins&Will
STUDIOS architecture
TRC Cos.
Thornton Tomasetti
Wood

IRELAND

Aegion Corp.
Affiliated Engineers Inc.
Arcadis North America
Black & Veatch
Burns & McDonnell
CDM Smith
COWI North America
CRB
Cardno Inc.
Day & Zimmermann
Exyte US Inc.
Farnsworth Group Inc.
GEI Consultants Inc.
Gensler
Geosyntec Consultants
Ghafari Associates LLC
Golder
HGA
HOK
Hardesty & Hanover LLC
IBI Group Inc.
IPS-Integrated Project Services LLC
Jacobs
KPF Consulting Engineers
Kohn Pedersen Fox Associates PC
Moffatt & Nichol
Parsons
Perkins Eastman
Perkins&Will
Populous
Robert A.M. Stern Architects
SSOE Group
STUDIOS architecture
Sheehan Nagle Hartray Architects Ltd.
TRC Cos.
Terracon Consultants Inc.
Tetra Tech Inc.
Thornton Tomasetti
WSP USA
Walker Consultants
Wood

Region Country Company

ITALY

Arcadis North America
Bermello Ajamil & Partners Inc.
Burns & McDonnell
CallisonRTKL
Cardno Inc.
Clark Nexsen
Collins Engineers Inc.
Day & Zimmermann
EnSafe Inc.
Fluor
Gensler
Ghafari Associates LLC
Golder
HDR
HKS
KPF Consulting Engineers
Kohn Pedersen Fox Associates PC
MBH Architects
Michael Baker International
Moffatt & Nichol
NORR
NV5 Global Inc.
Page
Parkhill Smith & Cooper Inc.
Perkins&Will
Pond
Populous
Rebel Design+Group
Sanborn Head & Associates Inc.
Skidmore Owings & Merrill
SmithGroup
TRC Cos.
Thornton Tomasetti
WATG
Waldemar S. Nelson and Co. Inc.
Wiss Janney Elstner Associates
Wood

LATVIA

Black & Veatch
COWI North America
Ghafari Associates LLC
LEO A DALY
Perkins&Will
Wood

LITHUANIA

Black & Veatch
Fluor
Gensler
MBH Architects

MOLDOVA

KPF Consulting Engineers

Where the 2021 Top 500 Design Firms Worked

Region Country Company

NETHERLANDS

Aegion Corp.
Arcadis North America
Barr Engineering Co.
Black & Veatch
Burns & McDonnell
CRB
CallisonRTKL
Cardno Inc.
Corgan
EN Engineering LLC
Fluor
Gensler
Geosyntec Consultants
Ghafari Associates LLC
Golder
HKS
HOK
Jacobs
MBH Architects
NORR
NV5 Global Inc.
Perkins&Will
Rebel Design+Group
Sargent & Lundy
Sheehan Nagle Hartray Architects Ltd.
TRC Cos.
Thornton Tomasetti
Ware Malcomb
Wiss Janney Elstner Associates
Wood
Worley

NORWAY

Aegion Corp.
Arcadis North America
Black & Veatch
COWI North America
Cardno Inc.
Fluor
Gensler
Golder
HGA
MBH Architects
Perkins&Will
Populous
Rebel Design+Group
TRC Cos.
WATG
Wood

POLAND

Black & Veatch
Buchart Horn Inc.
Burns & McDonnell
CDM Smith

Region Country Company

CallisonRTKL
Cardno Inc.
Fluor
Gensler
Goettsch Partners
Golder
HDR
HGA
HOK
Jacobs
KPF Consulting Engineers
MBH Architects
Moffatt & Nichol
NORR
Page
Perkins&Will
STUDIOS architecture
Sheehan Nagle Hartray Architects Ltd.
Skidmore Owings & Merrill
Thornton Tomasetti
Wiss Janney Elstner Associates
Wood
Zachry Group

PORTUGAL

CRB
CallisonRTKL
Dennis Group
Fluor
Gensler
Golder
Kohn Pedersen Fox Associates PC
MBH Architects
NORR
Rebel Design+Group
T.Y. Lin International
TRC Cos.
Thornton Tomasetti
Vanderweil Engineers
WATG
Wood

ROMANIA

Black & Veatch
Cardno Inc.
Gensler
Golder
HOK
MBH Architects
NORR
STUDIOS architecture
Sargent & Lundy
TRC Cos.
Wood

Where the 2021 Top 500 Design Firms Worked

Region Country Company

RUSSIA

Barr Engineering Co.
Black & Veatch
CTL/Thompson Inc.
CallisonRTKL
Day & Zimmermann
FXCollaborative
Fluor
Golder
HKS
HOK
MBH Architects
Mott MacDonald
Perkins Eastman
Perkins&Will
Populous
Robert A.M. Stern Architects
SSOE Group
Simpson Gumpertz & Heger
Skidmore Owings & Merrill
Terracon Consultants Inc.
Thornton Tomasetti
WATG
Wood

SERBIA

Bechtel
CallisonRTKL
Gensler
Golder
HOK
Integral Group
MBH Architects
NORR
Newcomb & Boyd
Perkins&Will
RCM Technologies Inc.
SMALLWOOD
Skidmore Owings & Merrill
WATG
Walter P Moore
Wiss Janney Elstner Associates

SLOVAKIA

Black & Veatch
Burns & McDonnell
Cardno Inc.
Gensler
KPF Consulting Engineers
MBH Architects
Perkins&Will
SSOE Group
T.Y. Lin International
Wood

Region Country Company

SLOVENIA

Golder
HOK
MBH Architects
NV5 Global Inc.
Sargent & Lundy

SPAIN

Aegion Corp.
Arcadis North America
Barr Engineering Co.
Bermello Ajamil & Partners Inc.
Black & Veatch
COWI North America
CallisonRTKL
Clark Nexsen
Fluor
Gensler
Golder
HKS
HOK
IPS-Integrated Project Services LLC
Integral Group
KPF Consulting Engineers
Kohn Pedersen Fox Associates PC
LaBella Associates D.P.C.
MBH Architects
Michael Baker International
Moffatt & Nichol
NV5 Global Inc.
Perkins Eastman
Perkins&Will
Pond
SSOE Group
T.Y. Lin International
TLC Engineering Solutions Inc.
TRC Cos.
Thornton Tomasetti
WATG
WSP USA
Wiss Janney Elstner Associates
Wood
Zachry Group

SWEDEN

Arcadis North America
COWI North America
Corgan
Fluor
Gensler
Geosyntec Consultants
Golder
HOK
Jacobs
LANGAN
MBH Architects

Where the 2021 Top 500 Design Firms Worked

Region Country Company

Perkins&Will
Rebel Design+Group
Sheehan Nagle Hartray Architects Ltd.
Skidmore Owings & Merrill
TRC Cos.
Thornton Tomasetti
Wood
Zachry Group

SWITZERLAND

Arcadis North America
Burns & McDonnell
CRB
CallisonRTKL
Cardno Inc.
Corgan
Fluor
Gensler
Geosyntec Consultants
HKS
HOK
IPS-Integrated Project Services LLC
Jacobs
MBH Architects
NORR
Partner Engineering and Science Inc.
Perkins&Will
Populous
Rebel Design+Group
Skidmore Owings & Merrill
Thornton Tomasetti
Wood

UKRAINE

Bechtel
Black & Veatch
Day & Zimmermann
Fluor
Golder
MBH Architects
NORR
Page
Parsons
Perkins Eastman
Perkins&Will
STUDIOS architecture

UNITED KINGDOM

Aegion Corp.
Affiliated Engineers Inc.
Arcadis North America
BRPH Architects Engineers Inc.
Bechtel
Black & Veatch
Burns & McDonnell
CO Architects

Region Country Company

COWI North America
CRB
CallisonRTKL
Cardno Inc.
Corgan
DeSimone Consulting Engineers
Fluor
GZA
Gensler
Geosyntec Consultants
Golder
HDR
HOK
Henderson Engineers Inc.
IBI Group Inc.
IPS-Integrated Project Services LLC
Integral Group
Jacobs
KPF Consulting Engineers
Kohn Pedersen Fox Associates PC
LANGAN
LEO A DALY
MBH Architects
ME Engineers
Martin/Martin Inc.
Merrick & Co.
Michael Baker International
Moffatt & Nichol
Mott MacDonald
Mueser Rutledge Consulting Engineers PLLC
NBBJ
NORR
NV5 Global Inc.
Page
Parsons
Partner Engineering and Science Inc.
Perkins Eastman
Perkins&Will
Pond
Populous
RCM Technologies Inc.
RSP
Robert A.M. Stern Architects
Sargent & Lundy
Sheehan Nagle Hartray Architects Ltd.
Simpson Gumpertz & Heger
Skidmore Owings & Merrill
TPG Architecture LLP
TRC Cos.
Terracon Consultants Inc.
Tetra Tech Inc.
Thornton Tomasetti
WATG
WSP USA
Ware Malcomb
Wiss Janney Elstner Associates

Where the 2021 Top 500 Design Firms Worked

Region Country Company

*Wood
Worley*

E. MIDDLE EAST

AFGHANISTAN

*CHA Consulting Inc.
Day & Zimmermann
EYP Architecture & Engineering
Mott MacDonald
Sasaki
The Miller Hull Partnership LLP
Thornton Tomasetti*

BAHRAIN

*Bechtel
CallisonRTKL
Clark Nexsen
Gensler
Golder
HDR
HOK
NV5 Global Inc.
Parsons
Perkins Eastman
Perkins&Will
Populous
SMALLWOOD
Skidmore Owings & Merrill
Stanley Consultants
Syska Hennessy Group
WATG
Walker Consultants
Worley*

CYPRUS

*AECOM
HKS
HOK
LANGAN
MBH Architects
NV5 Global Inc.
SmithGroup
Thornton Tomasetti
WATG*

IRAQ

*Black & Veatch
COWI North America
Day & Zimmermann
EYP Architecture & Engineering
Fluor
Gensler
Ghafari Associates LLC
Moffatt & Nichol
Parsons*

Region Country Company

*RCM Technologies Inc.
Sargent & Lundy
Thornton Tomasetti
WATG*

ISRAEL

*Affiliated Engineers Inc.
Arcadis North America
Black & Veatch
CDM Smith
COWI North America
EN Engineering LLC
EYP Architecture & Engineering
Farnsworth Group Inc.
Fluor
Gensler
HDR
HKS
Hazen and Sawyer
IBI Group Inc.
Kohn Pedersen Fox Associates PC
LS3P
Magnusson Klemencic Associates
Moffatt & Nichol
Morrison Hershfield
Perkins Eastman
Perkins&Will
Sargent & Lundy
Sasaki
Simpson Gumpertz & Heger
TRC Cos.
Thornton Tomasetti
WATG
WSP USA*

JORDAN

*Barr Engineering Co.
Black & Veatch
Day & Zimmermann
HOK
KPF Consulting Engineers
LANGAN
Magnusson Klemencic Associates
Michael Baker International
Perkins Eastman
Perkins&Will
Ross & Baruzzini Inc.
Sargent & Lundy
Stanley Consultants
Syska Hennessy Group
T.Y. Lin International
TRC Cos.
Vanderweil Engineers
WATG*

KUWAIT

Where the 2021 Top 500 Design Firms Worked

Region Country Company

Black & Veatch
CallisonRTKL
Fluor
Gensler
HOK
Hanson Professional Services Inc.
IMEG Corp.
Jacobs
Kohn Pedersen Fox Associates PC
MBH Architects
Michael Baker International
Moffatt & Nichol
Parsons
Perkins Eastman
Perkins&Will
Ross & Baruzzini Inc.
Skidmore Owings & Merrill
Syska Hennessy Group
T.Y. Lin International
Terracon Consultants Inc.
Thornton Tomasetti
WSP USA
Walker Consultants
Wiss Janney Elstner Associates
Wood

LEBANON

KPFF Consulting Engineers
NV5 Global Inc.
Perkins&Will
Sasaki
Thornton Tomasetti
Wiss Janney Elstner Associates

OMAN

Aegion Corp.
Bechtel
Black & Veatch
CallisonRTKL
Fluor
Gensler
Ghafari Associates LLC
HOK
Parsons
Perkins Eastman
Rebel Design+Group
SMALLWOOD
Simpson Gumpertz & Heger
Syska Hennessy Group
Terracon Consultants Inc.
Thornton Tomasetti
Wood
Worley

PAKISTAN

Barr Engineering Co.

Region Country Company

Black & Veatch
CDM Smith
HOK
Hanson Professional Services Inc.
KPFF Consulting Engineers
NV5 Global Inc.
Sargent & Lundy
WATG
Wood

QATAR

Black & Veatch
Burns & McDonnell
COWI North America
CallisonRTKL
Clark Nexsen
Cunningham Group Architecture Inc.
Day & Zimmermann
Fluor
HDR
HGA
HKS
HOK
Jacobs
LEO A DALY
MBH Architects
Michael Baker International
Moffatt & Nichol
Mueser Rutledge Consulting Engineers PLLC
NORR
Page
Parsons
Perkins Eastman
Pond
Rebel Design+Group
Ross & Baruzzini Inc.
SYSTRA USA
Sargent & Lundy
Simpson Gumpertz & Heger
SmithGroup
Stanley Consultants
T.Y. Lin International
Thornton Tomasetti
WATG
Walker Consultants
Wight & Co.
Wiss Janney Elstner Associates
Wood

SAUDI ARABIA

Aegion Corp.
Ayers Saint Gross
Bechtel
Bermello Ajamil & Partners Inc.
Black & Veatch
Burns & McDonnell

Where the 2021 Top 500 Design Firms Worked

Region Country Company

CallisonRTKL
Cooper Carry
Corgan
DLR Group
Day & Zimmermann
Fluor
GEI Consultants Inc.
GZA
Gensler
Ghafari Associates LLC
Golder
HDR
HKS
HOK
IBI Group Inc.
Integral Group
Jacobs
KPFF Consulting Engineers
Kirksey Architects Inc.
LANGAN
LEO A DALY
Landrum & Brown Inc.
Leidos
MBH Architects
ME Engineers
Michael Baker International
Moffatt & Nichol
Mueser Rutledge Consulting Engineers PLLC
NV5 Global Inc.
Page
Parsons
Perkins Eastman
Perkins&Will
Populous
Rebel Design+Group
Ross & Baruzzini Inc.
SMALLWOOD
SYSTRA USA
Sargent & Lundy
Sasaki
Simpson Gumpertz & Heger
Skidmore Owings & Merrill
SmithGroup
Stanley Consultants
Syska Hennessy Group
T.Y. Lin International
Terracon Consultants Inc.
Thornton Tomasetti
Vanderweil Engineers
WATG
Walker Consultants
Walter P Moore
Ware Malcomb
Wood
Worley

TURKEY

Region Country Company

Bermello Ajamil & Partners Inc.
Black & Veatch
CHA Consulting Inc.
COWI North America
Day & Zimmermann
Fluor
Gensler
Ghafari Associates LLC
Golder
HOK
KPFF Consulting Engineers
LANGAN
Leidos
MBH Architects
Michael Baker International
Moffatt & Nichol
Mott MacDonald
Page
Parsons
Perkins Eastman
Perkins&Will
Robert A.M. Stern Architects
Sargent & Lundy
T.Y. Lin International
Thornton Tomasetti
WATG
Wood

U.A.E.

Aegion Corp.
Arcadis North America
Ardurra Group Inc.
Bechtel
Black & Veatch
Burns & McDonnell
CDM Smith
CallisonRTKL
Coffman Engineers Inc.
Cushing Terrell
DLR Group
DeSimone Consulting Engineers
ENERCON
Fluor
Gannett Fleming
Gary Edward Handel and Associates Architects
Gensler
Ghafari Associates LLC
Goettsch Partners
Golder
HDR
HKS
HOK
Henderson Engineers Inc.
IBI Group Inc.
Integral Group
Jacobs

Where the 2021 Top 500 Design Firms Worked

Region Country Company

LANGAN
 LEO A DALY
 Landrum & Brown Inc.
 MBH Architects
 Moffatt & Nichol
 Mott MacDonald
 NORR
 NV5 Global Inc.
 Page
 Parsons
 Perkins Eastman
 Perkins&Will
 Rebel Design+Group
 Ross & Baruzzini Inc.
 SYSTRA USA
 Sargent & Lundy
 Sasaki
 Skidmore Owings & Merrill
 Stanley Consultants
 Syska Hennessy Group
 T.Y. Lin International
 Thornton Tomasetti
 WATG
 WSP USA
 Walker Consultants
 Wood

F. ASIA

BANGLADESH

Black & Veatch
 COWI North America
 HOK
 Mott MacDonald
 Perkins Eastman
 Sargent & Lundy
 Skidmore Owings & Merrill
 Thornton Tomasetti

CAMBODIA

Black & Veatch
 Gensler
 Kohn Pedersen Fox Associates PC
 LANGAN
 Otak Inc.
 Perkins Eastman
 T.Y. Lin International
 WATG

CHINA (P.R.C.)

AO Architects
 Affiliated Engineers Inc.
 Arcadis North America
 Ayers Saint Gross
 Black & Veatch
 CRB

Region Country Company

CallisonRTKL
 Corgan
 Cunningham Group Architecture Inc.
 D'Amato Conversano Inc. dba DCI Engineers
 DLR Group
 Dahlin Group Architecture Planning
 ESD
 EXP
 GBBN
 Gary Edward Handel and Associates Architects
 Gensler
 GeoEngineers inc.
 Goettsch Partners
 Golder
 Gresham Smith
 HDR
 HKS
 HOK
 Hanson Professional Services Inc.
 Hargrove Engineers + Constructors
 Haskell
 IPS-Integrated Project Services LLC
 Integral Group
 Jacobs
 KPFF Consulting Engineers
 Kohn Pedersen Fox Associates PC
 LEO A DALY
 Landrum & Brown Inc.
 Little Diversified Architectural Consulting Inc.
 MBH Architects
 Magnusson Klemencic Associates
 Moffatt & Nichol
 Mott MacDonald
 NAC Architecture
 NBBJ
 NELSON Worldwide
 NV5 Global Inc.
 Perkins Eastman
 Perkins&Will
 Populous
 RATIO
 Robert A.M. Stern Architects
 SSOE Group
 Salas O'Brien
 Sargent & Lundy
 Sasaki
 Simpson Gumpertz & Heger
 Skidmore Owings & Merrill
 Smith Seckman Reid Inc.
 SmithGroup
 Steinberg Hart
 Syska Hennessy Group
 T.Y. Lin International
 TRC Cos.
 Thornton Tomasetti
 tvsdesign

Where the 2021 Top 500 Design Firms Worked

Region Country Company

Vanderweil Engineers
WATG
WSP USA
Ware Malcomb
Wood
ZGF Architects LLP

DIEGO GARCIA

Black & Veatch
CallisonRTKL
Gensler
MBH Architects
Perkins Eastman
Pond
Populous
Robert A.M. Stern Architects
Thornton Tomasetti
Wiss Janney Elstner Associates

HONG KONG (P.R.C.)

Aegion Corp.
Arcadis North America
Bechtel
Black & Veatch
Burns & McDonnell
CallisonRTKL
Day & Zimmermann
Gensler
Golder
HKS
HOK
IBI Group Inc.
Jacobs
Kohn Pedersen Fox Associates PC
LEO A DALY
MBH Architects
Mott MacDonald
NBBJ
NELSON Worldwide
NV5 Global Inc.
Parsons
Perkins Eastman
Perkins&Will
Populous
Robert A.M. Stern Architects
Skidmore Owings & Merrill
Syska Hennessy Group
Thornton Tomasetti
Wunderlich-Malec Engineering Inc.

INDIA

Aegion Corp.
Arcadis North America
Bechtel
Black & Veatch
CDM Smith

Region Country Company

CHA Consulting Inc.
COWI North America
CRB
CallisonRTKL
CannonDesign
Corgan
DLZ Corp.
Fluor
Gensler
Ghafari Associates LLC
Golder
HOK
Hanson Professional Services Inc.
IBI Group Inc.
IPS-Integrated Project Services LLC
Jacobs
KPF Consulting Engineers
Kohn Pedersen Fox Associates PC
LANGAN
Landrum & Brown Inc.
MBH Architects
ME Engineers
Magnusson Klemencic Associates
Moffatt & Nichol
Mueser Rutledge Consulting Engineers PLLC
NBBJ
NV5 Global Inc.
Newcomb & Boyd
Perkins Eastman
Perkins&Will
Populous
Ross & Baruzzini Inc.
SMALLWOOD
SSOE Group
Sargent & Lundy
Skidmore Owings & Merrill
Stanley Consultants
Syska Hennessy Group
T.Y. Lin International
Thornton Tomasetti
tvdesign
WATG
WSP USA
Walker Consultants
Walter P Moore
Wiss Janney Elstner Associates
Wood

INDONESIA

AO Architects
Aegion Corp.
Arcadis North America
Bechtel
Black & Veatch
CallisonRTKL
Cardno Inc.

Where the 2021 Top 500 Design Firms Worked

Region Country Company

Fluor
GAI Consultants Inc.
Gensler
Golder
Integral Group
Jacobs
KPFF Consulting Engineers
Kohn Pedersen Fox Associates PC
LANGAN
Landrum & Brown Inc.
MBH Architects
Magnusson Klemencic Associates
NBBJ
NORR
NV5 Global Inc.
Page
Rebel Design+Group
Robert A.M. Stern Architects
SMALLWOOD
Sargent & Lundy
Skidmore Owings & Merrill
T.Y. Lin International
TPG Architecture LLP
Thornton Tomasetti
WATG
Waldemar S. Nelson and Co. Inc.

JAPAN

AO Architects
Aegion Corp.
Arcadis North America
Bechtel
Black & Veatch
Burns & McDonnell
CHA Consulting Inc.
CRB
CallisonRTKL
Cardno Inc.
Coffman Engineers Inc.
Corgan
Cushing Terrell
Day & Zimmermann
Dewberry
EYP Architecture & Engineering
Gary Edward Handel and Associates Architects
Gensler
Golder
HDR
HKS
HOK
I. C. Thomasson Associates Inc.
Integral Group
KPFF Consulting Engineers
Kohn Pedersen Fox Associates PC
LEO A DALY
MBH Architects

Region Country Company

Michael Baker International
Moffatt & Nichol
Mott MacDonald
NV5 Global Inc.
Newcomb & Boyd
Parkhill Smith & Cooper Inc.
Parsons
Perkins Eastman
Perkins&Will
Pond
Populous
Robert A.M. Stern Architects
Simpson Gumpertz & Heger
Skidmore Owings & Merrill
Smith Seckman Reid Inc.
Stanley Consultants
TLC Engineering Solutions Inc.
Thornton Tomasetti
WATG
Walter P Moore
Wiss Janney Elstner Associates
Wood
ZGF Architects LLP
Zachry Group

KAZAKHSTAN

Black & Veatch
CallisonRTKL
Fluor
Gensler
Golder
MBH Architects
Martin/Martin Inc.
NORR
Perkins Eastman
Robert A.M. Stern Architects
Skidmore Owings & Merrill

KOREA, SOUTH

AO Architects
Arcadis North America
Bechtel
Black & Veatch
Burns & McDonnell
CHA Consulting Inc.
CRB
CallisonRTKL
Coffman Engineers Inc.
Cushing Terrell
EXP
Fluor
Gensler
Geosyntec Consultants
Golder
HDR
HKS

Where the 2021 Top 500 Design Firms Worked

Region Country Company

HOK
Jacobs
KPFF Consulting Engineers
Kohn Pedersen Fox Associates PC
MBH Architects
Magnusson Klemencic Associates
Michael Baker International
Mott MacDonald
Mueser Rutledge Consulting Engineers PLLC
NBBJ
NELSON Worldwide
Newcomb & Boyd
Parsons
Perkins&Will
Pond
RATIO
Robert A.M. Stern Architects
Sargent & Lundy
Sasaki
Simpson Gumpertz & Heger
Skidmore Owings & Merrill
Smith Seckman Reid Inc.
Stanley Consultants
Syska Hennessy Group
T.Y. Lin International
TRC Cos.
Terracon Consultants Inc.
The Beck Group
Thornton Tomasetti
tvsdesign
WATG
Zachry Group

KYRGYZSTAN

Burns & McDonnell
Golder

LAOS

Black & Veatch
Golder
Otak Inc.
Perkins Eastman

MALAYSIA

AO Architects
Aegion Corp.
Arcadis North America
Black & Veatch
COWI North America
CallisonRTKL
Fluor
Gensler
Geosyntec Consultants
Golder
Haskell
Jacobs

Region Country Company

Kohn Pedersen Fox Associates PC
LANGAN
MBH Architects
NV5 Global Inc.
Newcomb & Boyd
Page
Perkins Eastman
RATIO
Rebel Design+Group
Sasaki
Skidmore Owings & Merrill
T.Y. Lin International
WATG
Wood

MONGOLIA

Black & Veatch
Golder
LANGAN
NV5 Global Inc.
Sargent & Lundy

MYANMAR (BURMA)

Black & Veatch
Day & Zimmermann
HOK
KPFF Consulting Engineers
LANGAN
Magnusson Klemencic Associates
TRC Cos.
Thornton Tomasetti
ZGF Architects LLP

NEPAL

Landrum & Brown Inc.
Magnusson Klemencic Associates
Otak Inc.
SMALLWOOD
Simpson Gumpertz & Heger

PHILIPPINES

AO Architects
Black & Veatch
Burns & McDonnell
COWI North America
CallisonRTKL
Fluor
Gary Edward Handel and Associates Architects
Gensler
GeoEngineers inc.
Ghafari Associates LLC
Golder
HKS
Jacobs
KPFF Consulting Engineers
Kirksey Architects Inc.

Where the 2021 Top 500 Design Firms Worked

Region Country Company

LANGAN
Leidos
Magnusson Klemencic Associates
Moffatt & Nichol
NV5 Global Inc.
Perkins&Will
Populous
Ross & Baruzzini Inc.
Sargent & Lundy
Skidmore Owings & Merrill
SmithGroup
Stanley Consultants
T.Y. Lin International
Thornton Tomasetti
WATG
WSP USA
Wiss Janney Elstner Associates

SINGAPORE

Aegion Corp.
Arcadis North America
Bermello Ajamil & Partners Inc.
Black & Veatch
Burns & McDonnell
CallisonRTKL
Cardno Inc.
Coffman Engineers Inc.
Corgan
Fluor
Gensler
Golder
HGA
HKS
HOK
Haskell
IPS-Integrated Project Services LLC
Jacobs
Kahler Slater
Kohn Pedersen Fox Associates PC
Landrum & Brown Inc.
MBH Architects
Merrick & Co.
Moffatt & Nichol
Mott MacDonald
NBBJ
NV5 Global Inc.
Parsons
Perkins&Will
Populous
Sasaki
Skidmore Owings & Merrill
Syska Hennessy Group
T.Y. Lin International
Thornton Tomasetti
WATG
WSP USA

Region Country Company

Wood
Worley

SRI LANKA

Black & Veatch
CHA Consulting Inc.
CallisonRTKL
Coffman Engineers Inc.
Fluor
Gensler
Hanson Professional Services Inc.
LANGAN
Perkins Eastman
Skidmore Owings & Merrill
T.Y. Lin International
Thornton Tomasetti
ZGF Architects LLP

TAIWAN

Aegion Corp.
Arcadis North America
Bechtel
Black & Veatch
Burns & McDonnell
CallisonRTKL
EYP Architecture & Engineering
Farnsworth Group Inc.
Gary Edward Handel and Associates Architects
Gensler
Golder
Kohn Pedersen Fox Associates PC
MBH Architects
Magnusson Klemencic Associates
Merrick & Co.
NBBJ
Parsons
Skidmore Owings & Merrill
T.Y. Lin International
Thornton Tomasetti
WATG
WSP USA
Wood
Zachry Group

THAILAND

AO Architects
Aegion Corp.
Arcadis North America
BRPH Architects Engineers Inc.
Bechtel
Black & Veatch
CHA Consulting Inc.
CallisonRTKL
EXP
Fluor
Gensler

Where the 2021 Top 500 Design Firms Worked

Region Country Company

Hart Howerton
Jacobs
KPFF Consulting Engineers
Kohn Pedersen Fox Associates PC
Leidos
MBH Architects
Mott MacDonald
NBBJ
Page
Perkins Eastman
Populous
SMALLWOOD
Skidmore Owings & Merrill
Thornton Tomasetti
WATG
Walter P Moore

UZBEKISTAN

Otak Inc.
Sargent & Lundy
WATG
Wiss Janney Elstner Associates

VIETNAM

AO Architects
Barr Engineering Co.
Black & Veatch
Burns & McDonnell
CDM Smith
COWI North America
CallisonRTKL
EXP
EYP Architecture & Engineering
Gary Edward Handel and Associates Architects
Gensler
Golder
HKS
KPFF Consulting Engineers
Magnusson Klemencic Associates
Moffatt & Nichol
NBBJ
NV5 Global Inc.
Perkins Eastman
SMALLWOOD
Sargent & Lundy
Sasaki
Simpson Gumpertz & Heger
Skidmore Owings & Merrill
T.Y. Lin International
Terracon Consultants Inc.
Thornton Tomasetti
WATG
Wood

Region Country Company

G. AUSTRALIA/OCEANIA

AUSTRALIA

Aegion Corp.
Arcadis North America
Bechtel
Black & Veatch
CDM Smith
CHA Consulting Inc.
CRB
CallisonRTKL
Coffman Engineers Inc.
Corgan
Day & Zimmermann
Dewberry
Fluor
Gensler
Geosyntec Consultants
Golder
HDR
HKS
Integral Group
Jacobs
KPFF Consulting Engineers
Kleinfelder
LANGAN
Landrum & Brown Inc.
MBH Architects
Magnusson Klemencic Associates
Moffatt & Nichol
Mott MacDonald
Perkins Eastman
Pond
Populous
RSP
Rebel Design+Group
Ross & Baruzzini Inc.
SSOE Group
Sanborn Head & Associates Inc.
Simpson Gumpertz & Heger
Skidmore Owings & Merrill
Tetra Tech Inc.
Thornton Tomasetti
WSP USA
Wood
Worley
ZGF Architects LLP

AUSTRALIA

Aegion Corp.
Black & Veatch
Gensler
Geosyntec Consultants
Golder
HDR
HGA

Where the 2021 Top 500 Design Firms Worked

Region Country Company

Jacobs
 KPFF Consulting Engineers
 Kleinfelder
 Magnusson Klemencic Associates
 Merrick & Co.
 Mott MacDonald
 Mueser Rutledge Consulting Engineers PLLC
 NV5 Global Inc.
 Populous
 Rebel Design+Group
 Simpson Gumpertz & Heger
 Terracon Consultants Inc.
 Tetra Tech Inc.
 The Miller Hull Partnership LLP
 Thornton Tomasetti
 Walker Consultants
 Walter P Moore
 ZGF Architects LLP

PACIFIC ISLANDS

CRB
 Collins Engineers Inc.
 Cushing Terrell
 Day & Zimmermann
 ECS
 Geosyntec Consultants
 Kleinfelder
 LEO A DALY
 Landrum & Brown Inc.
 Merrick & Co.
 Moffatt & Nichol
 Otak Inc.
 Parsons
 S&B Engineers and Constructors Ltd.
 Thornton Tomasetti
 WATG
 Wiss Janney Elstner Associates

PAPUA NEW GUINEA

Day & Zimmermann
 Golder
 KPFF Consulting Engineers
 Magnusson Klemencic Associates
 Moffatt & Nichol
 Otak Inc.
 Simpson Gumpertz & Heger
 Thornton Tomasetti
 Wood

H. NORTH AFRICA

ALGERIA

LANGAN
 Perkins Eastman
 Perkins&Will
 Sargent & Lundy

Region Country Company

Thornton Tomasetti

EGYPT

Bechtel
 Black & Veatch
 CDM Smith
 CallisonRTKL
 Day & Zimmermann
 EYP Architecture & Engineering
 Fluor
 Gensler
 Golder
 HKS
 HOK
 Hargrove Engineers + Constructors
 LANGAN
 Moffatt & Nichol
 NV5 Global Inc.
 Parsons
 Perkins Eastman
 Perkins&Will
 Sargent & Lundy
 Sasaki
 Skidmore Owings & Merrill
 T.Y. Lin International
 Thornton Tomasetti
 WATG
 Walker Consultants
 Wood

ETHIOPIA

Arcadis North America
 CDM Smith
 Golder
 Landrum & Brown Inc.
 Rebel Design+Group
 SMALLWOOD
 Sargent & Lundy
 WATG

LIBYA

Perkins Eastman

MOROCCO

Arcadis North America
 Barr Engineering Co.
 Black & Veatch
 CallisonRTKL
 Day & Zimmermann
 FXCollaborative
 Fluor
 Golder
 HOK
 KPFF Consulting Engineers
 LANGAN
 Magnusson Klemencic Associates

Where the 2021 Top 500 Design Firms Worked

Region Country Company

Moffatt & Nichol
NV5 Global Inc.
Perkins Eastman
Rebel Design+Group
SMALLWOOD
T.Y. Lin International
The Miller Hull Partnership LLP
Thornton Tomasetti
WATG
Wiss Janney Elstner Associates
Worley

NIGER

CHA Consulting Inc.
CallisonRTKL
Cardno Inc.
Day & Zimmermann
Day & Zimmermann
ECS
EN Engineering LLC
Gensler
Golder
HOK
KPFF Consulting Engineers
KPFF Consulting Engineers
Magnusson Klemencic Associates
Moffatt & Nichol
Page
Page
Perkins Eastman
Perkins&Will
SMALLWOOD
Sargent & Lundy
Skidmore Owings & Merrill
The Miller Hull Partnership LLP
Thornton Tomasetti
Thornton Tomasetti
Walker Consultants
Wiss Janney Elstner Associates
Worley

SUB-SAHARA

CRB
Clark Nexsen
Fluor
Golder
LEO A DALY
Terracon Consultants Inc.
Waldemar S. Nelson and Co. Inc.

SUDAN

Day & Zimmermann
Magnusson Klemencic Associates
The Miller Hull Partnership LLP

Region Country Company

TUNISIA

Gensler
Golder
KPFF Consulting Engineers
Sargent & Lundy

I. CENTRAL AND SOUTHERN AFRICA

ANGOLA

Bechtel
CallisonRTKL
Sargent & Lundy
T.Y. Lin International
WATG
Wiss Janney Elstner Associates
Wood

BENIN

WATG

BOTSWANA

Black & Veatch
EYP Architecture & Engineering
Fluor
Golder
TRC Cos.
Wood

BURKINA FASO

Golder
Page
Thornton Tomasetti

CAMEROON

Black & Veatch
KPFF Consulting Engineers
Sargent & Lundy

CONGO REPUBLIC

Geosyntec Consultants
Golder
Thornton Tomasetti

D.R. CONGO (ZAIRE)

Golder
LANGAN

GABON

Bechtel
Day & Zimmermann
Golder

GHANA

Gensler
Golder
Moffatt & Nichol

Where the 2021 Top 500 Design Firms Worked

Region Country Company

*Sargent & Lundy
Wood*

GUINEA

*Bechtel
Black & Veatch
Fluor
Golder
KPFF Consulting Engineers
Moffatt & Nichol
Sargent & Lundy
Waldemar S. Nelson and Co. Inc.*

IVORY COAST

*EXP
FFKR Architects
Golder*

KENYA

*Black & Veatch
CHA Consulting Inc.
Golder
KPFF Consulting Engineers
Merrick & Co.
NV5 Global Inc.
Rebel Design+Group
Sargent & Lundy
T.Y. Lin International
TRC Cos.
Vanderweil Engineers*

LESOTHO

LANGAN

LIBERIA

*Cardno Inc.
Day & Zimmermann
Golder
Mazzetti
Robert A.M. Stern Architects*

MALAWI

*Day & Zimmermann
Magnusson Klemencic Associates
The Miller Hull Partnership LLP*

MOZAMBIQUE

*Black & Veatch
Fluor
Geosyntec Consultants
Golder
HDR
KPFF Consulting Engineers
Moffatt & Nichol
Thornton Tomasetti
Wiss Janney Elstner Associates*

Region Country Company

RWANDA

*Black & Veatch
Cushing Terrell
EXP
Ghafari Associates LLC
Perkins&Will*

SENEGAL

*Black & Veatch
Golder
Perkins Eastman
Sargent & Lundy*

SIERRA LEONE

*Golder
KPFF Consulting Engineers
Wiss Janney Elstner Associates*

SOUTH AFRICA

*Aegion Corp.
Arcadis North America
Black & Veatch
CallisonRTKL
FFKR Architects
Fluor
Gensler
Geosyntec Consultants
Golder
HOK
Jacobs
KPFF Consulting Engineers
MBH Architects
Page
Perkins&Will
STUDIOS architecture
Sargent & Lundy
TRC Cos.
WATG
Wiss Janney Elstner Associates
Wood*

SWAZILAND

Page

TANZANIA

*Cardno Inc.
Perkins Eastman
Ross & Baruzzini Inc.
Sargent & Lundy
Syska Hennessy Group
T.Y. Lin International*

UGANDA

*EYP Architecture & Engineering
KPFF Consulting Engineers
Perkins Eastman*

Where the 2021 Top 500 Design Firms Worked

Region Country Company

Region Country Company

Wiss Janney Elstner Associates

ZAMBIA

Black & Veatch

Fluor

Golder

ZIMBABWE

Cushing Terrell

Fluor

Golder

KPF Consulting Engineers

Page

J. ANTARCTIC/ARCTIC

ANTARCTIC/ARCTIC

Golder

HDR

Leidos

Martin/Martin Inc.

Merrick & Co.

NORR

R&M Consultants Inc.

2021 Top 500 Design Firms – Subsidiaries by Rank

Rank	Company	Subsidiary	Rank	Company	Subsidiary
3	Fluor Corp.	<i>Fluor Constructors International Inc. Fluor Enterprises Inc.</i>			<i>Atkins Nuclear Secured, LLC Data Transfer Solutions FAITHFUL + GOULD, INC. Isotek Systems, LLC KENTZ USA INC. SNC-LAVALIN CONSTRUCTORS INC. SNC-LAVALIN ENGINEERS & CONSTRUCTORS INC. - USD SNC-LAVALIN MAJOR PROJECTS (ONTARIO) INC. SNC-LAVALIN PROJECT SERVICES INC. The Atkins North America Holdings Corporation US Energy JVs VALERUS FIELD SOLUTIONS HOLDINGS, LLC</i>
5	Worley	<i>Advisian Intecsea Worley Field Services Worley International</i>			
6	HDR	<i>HDR Architecture Associates, Inc. HDR Architecture, Inc. HDR China Co. Ltd. HDR Construction Control Corp. HDR Consulting Limited HDR Corp. HDR Corp. Pty. Ltd. HDR Engineering Inc. HDR Environmental, Operations and Construction HDR GmbH HDR Middle East LLC HDR Security Operations Inc.</i>	18	Kiewit Corp.	<i>Cherne Contracting Corporation Construction Kiewit Cie Ganotec Inc. Kiewit Building Group Inc. Kiewit Canada Group Inc. Kiewit Energy Group Inc. Kiewit Engineering Group Inc. Kiewit Foundations Co. Kiewit Infrastructure Co. Kiewit Infrastructure South Co. Kiewit Infrastructure West Co. Kiewit Offshore Services Ltd. Kiewit Power Constructors Co. Kiewit Water Facilities South Co. Mass. Electric Construction Co. Peter Kiewit Sons ULC T.E. Ibberson Company TIC - The Industrial Company</i>
9	Burns & McDonnell	<i>AZCO Ref-Chem</i>			
10	Stantec Inc.	<i>Stantec Architecture Inc Stantec Consulting Michigan Inc Stantec Consulting Services Inc Stantec Energy and Resources Stantec Planning and Landscape Architecture PC</i>			
11	Parsons	<i>Parsons Environment & Infrastructure Parsons Government Services Parsons Transportation</i>	20	Golder	<i>ELU Golder HB Golder Associados Mozambique Limitada Golder Associate Colombia S.A.S. Golder Associates (Asia) Pte. Ltd. Golder Associates (Ghana) Ltd. Golder Associates (HK) Limited Golder Associates (Magyarország) Zrt. Golder Associates (NZ) Ltd. Golder Associates (UK) Limited Golder Associates A/S Golder Associates AS (Norway) Golder Associates Africa (Pty.) Ltd. Golder Associates Brasil Consultoria E Projetos Ltda. Golder Associates Consulting India Private Limited Golder Associates Corporation Golder Associates DRC SARL</i>
13	Black & Veatch	<i>Black & Veatch Contracting Black & Veatch Management Consulting Black & Veatch Oil & Gas Black & Veatch Power Black & Veatch Special Projects Black & Veatch Telecom Black & Veatch Water</i>			
17	SNC-Lavalin	<i>Atkins Energy Federal EPC, Inc. Atkins Energy Global Solutions LLC Atkins HOE</i>			

2021 Top 500 Design Firms – Subsidiaries by Rank

Rank Company Subsidiary

Rank Company Subsidiary

*Golder Associates Engineering Consultancy
Project Import Export Trading
Ltd.*

Golder Associates Engineering Consulting Ltd.

Golder Associates Global Ibérica S.L.U.

Golder Associates GmbH

Golder Associates Guinea SARLU

Golder Associates Inc.

Golder Associates International Corp.

Golder Associates Ireland Limited

Golder Associates Ltd.

Golder Associates Mexico S.A. de C.V.

Golder Associates Michigan Inc.

Golder Associates NC, Inc.

Golder Associates OY

Golder Associates Peru S.A.

Golder Associates Pty. Ltd.

Golder Associates S.A.

Golder Associates S.A.R.L.

Golder Associates s.r.l.

Golder Construction (NZ) Limited

Golder Construction Inc.

*PT Geotechnical and Environmental Services
Indonesia*

21 Intertek-PSI

Intertek

MT Group

Professional Service Industries, Inc.

23 Bechtel

BNT International Company

Bechtel Construction Operation, Inc.

Bechtel Corporation

Bechtel Global Energy Inc.

Bechtel Global Infrastructure & Minerals Inc.

Bechtel India Private Ltd.

Bechtel Nuclear, Security & Environmental, Inc.

24 Terracon Consultants Inc.

Argus Pacific, Inc.

Building Exterior Solutions, Inc.

Burleson Consulting, Inc.

CHJ Consultants, Inc.

Dunkelberger Engineering & Testing, Inc.

Earth Exploration, Inc.

Environmental Planning Group, Inc.

Environmental Services, Inc.

GeoCapitol Engineering, LLC

GeoConcepts Engineering, Inc.

Geotechnical & Environmental Consultants, Inc.

Mayes Testing Engineers, Inc.

NORCAL Geophysical Consultants, Inc.

Neil O. Anderson & Associates, Inc.

RGA Environmental, Inc.

Skelly & Loy, Inc.

St. John-Mittelhauser & Associates, Inc.

Stafford Consulting Engineers, Inc.

TAM Consultants, Inc.

Terracon Consultants - MI, Inc.

Terracon Consultants - NY, Inc.

25 CDM Smith

CDM Constructors Construction

CDM Federal Programs Engineering Consulting

The Louis Perry Group Engineering Consulting

27 NV5 Global Inc.

Aero-Metric Holdings Corp

Alta Environmental, L.P.

Bock & Clark Acquisition Corporation

Bock & Clark Corporation

Bock & Clark Environmental, LLC

CHI Engineering Services, Inc.

Celtic Energy, Inc.

CivilSource, Inc.

Dade Moeller and Associates, Inc.

Energenz Consulting Limited, LLC

Energenz Consulting Limited, LTD

GeoDesign, Inc.

Geospatial Holdings, Inc.

Hanna Engineering, Inc.

*Holdrege & Kull Consulting Engineers and
Geologists*

J.B.A. Consulting Engineers, Inc.

JBA Consulting Engineers (Asia) Limited

JBA Consulting Engineers (Asia) Limited

Marron and Associates, Inc.

NV5 Consultants, Inc. (Mass. Corporation)

NV5 Engineers and Consultants, Inc.

NV5 Holdings, Inc. (Delaware Corporation)

NV5 LTD (HK)

NV5 Northeast, Inc. (Delaware Corporation)

NV5 West, Inc. (Delaware Corporation)

NV5, Inc.

NV5, Inc. (California Corporation)

NV5, Inc. (Delaware Corporation)

NV5, Inc. (New Jersey Corporation)

NV5, LLC (No. Carolina Corporation)

Quantum Spatial Canada

Quantum Spatial Holdings, Inc.

Quantum Spatial Holdings, Inc.

Richard D. Kimbell Co, Inc.

Sebesta, Inc.

The Sextant Group, Inc.

WHPacific, Inc.

28 GHD Inc.

GHD Consultants Ltee

GHD Consulting Services Inc

GHD Engineering Group Inc,

GHD Limited

2021 Top 500 Design Firms – Subsidiaries by Rank

Rank Company Subsidiary

Rank Company Subsidiary

GHD Services Inc

29 Mott MacDonald

*Mott MacDonald Alabama, LLC
Mott MacDonald Florida, LLC
Mott MacDonald Group, Inc.
Mott MacDonald I&E, LLC
Mott MacDonald NY Inc.
Mott MacDonald Operating Services LLC
Mott MacDonald, LLC
Mott MacDonald, Ltd.*

31 Michael Baker International

*Baker LPA Architects, P.C.
Baker LPA Group, LLP
Baker and Associates General Partnership
JMA Architects, LLC
Michael Baker Engineering, Inc.
Michael Baker International Architects, P.C.
Michael Baker International, Inc.*

32 Perkins&Will

*Nelson\Nygaard Consulting Associates
Pierre-Yves Rochon
Portland*

34 STV Group Inc.

*STV Architects
STV Construction Inc.
STV Energy Services, Inc.
STV Incorporated*

35 T.Y. Lin International

*Bon Vietnam Joint Venture Company Limited
C.Y.L Engineering Consulting Inc.
GPO Group, S.A.
IDEAM, S.A.
P.T. Konsultant T.Y. Lin International
SMA Bersekutu Sdn. Bhd.
Sam Schwartz Consulting, LLC
T.Y. Lin International
T.Y. Lin International Engineering &
Architecture, P.C.
T.Y. Lin International Engineering Consulting
(China) Co., Ltd.
T.Y. Lin International Pte. Ltd
T.Y. Lin International Sdn. Bhd.
T.Y. Lin International Taiwan Consulting
Engineers, Inc.
T.Y. Lin International Vietnam Co., Ltd.
The Municipal Infrastructure Group Ltd. (TMIG)*

36 Sargent & Lundy

*Sargent & Lundy Engineering Services, Inc.
Sargent & Lundy Engineers, Ltd.*

Sargent & Lundy, L.L.C.

37 Dewberry

*Dewberry Architects Inc.
Dewberry Design-Builders Inc.
Dewberry Engineers Inc.*

38 Brown and Caldwell

*Brown and Caldwell Constructors
Brown and Caldwell Consultants Canada*

40 Arup

*Arup Advisory Inc.
Arup Canada Inc
Arup Latin America, SA
Arup North America Ltd
Arup Services New York Ltd
Arup Texas, Inc.
Arup USA, Inc
Ove Arup & Partners PC*

42 Geosyntec Consultants

*Enviro Group Limited, Inc.
Geosyntec Consultants International, Inc.
Geosyntec Consultants Pty. Ltd.
Geosyntec Consultants, Ltd.
MEC Water Resources, Inc.*

44 S&B Engineers and Constructors Ltd.

*Ford, Bacon & Davis, LLC
S&B Engineers and Constructors, Ltd.
S&B Fabrication Services, Ltd.
S&B Group International, Ltd.
S&B Infrastructure Construction, Ltd.
S&B Infrastructure Engineering, Ltd.
S&B Infrastructure Private, Ltd.
S&B Northeast Operations, Ltd.
S&B Pipeline Division, Ltd.
S&B Plant Services, Ltd.*

46 Kleinfelder

*CMWorks, Inc.
Gas Transmission Systems, Inc.
Industrial Fluid Management, Inc.
Kleinfelder Australia Pty
Kleinfelder Canada, Inc.
Kleinfelder Construction Services
Kleinfelder Northeast, Inc.
Kleinfelder Southeast, Inc.
Kleinfelder, Inc.
Poggemeyer Design Group, Inc.
The Kleinfelder Group, Inc.*

2021 Top 500 Design Firms – Subsidiaries by Rank

Rank	Company	Subsidiary	Rank	Company	Subsidiary
47	RS&H Inc.	<i>RS&H Architects-Engineers-Planners, Inc. RS&H Commercial Realty, Inc. RS&H Michigan, Inc.</i>			<i>Southern Mapping Company Woolpert Canada</i>
48	KCI Technologies Inc.	<i>KCI Communications Infrastructure KCI Environmental Technologies and Construction</i>	65	CannonDesign	<i>Blue Cottage of CannonDesign Facility Optimization Solutions ModularDesign+</i>
49	Skidmore Owings & Merrill	<i>SOM (Europe) LLP SOM Architectural Consulting (Shanghai) Co. Ltd. SOM India Private Limited SOM, Inc.</i>	67	Perkins Eastman	<i>BFJ Planning RGR Landscape Russell Design Group Urbanomics</i>
51	Johnson Mirmiran & Thompson Inc.	<i>JMT of New York, Inc.</i>	68	ECS	<i>ECS Capitol Services, PLLC ECS Corporate Services, LLC ECS Florida, LLC ECS Mid-Atlantic, LLC ECS Midwest, LLC ECS Southeast, LLP ECS Southwest, LLP</i>
52	LANGAN	<i>Langan CT, Inc Langan Engineering and Environmental Services, Inc Langan Engineering, Environmental, Surveying and Landscape Architecture, DPC, SA Langan International UK, LTD Langan International, LLC Langan MI, Inc</i>	69	Consor Engineers LLC	<i>Apex Design, LLC Consor Engineering & Land Surveying - NY, P.C. Consor Engineers, LLC Murraysmith, Inc.</i>
53	CHA Consulting Inc.	<i>American Fire CHA Integrated Solutions Reiss Engineering (acquired February 2021)</i>	70	EN Engineering LLC	<i>CNA LLC Energy Initiatives Group Kestrel Power Engineering LLC Kestrel Power Engineering LTD Pondhop Automation & Controls QC Data LLC Russell Corrosion Consultants Texas Utility Engineering</i>
55	Hargrove Engineers + Constructors	<i>Hargrove Controls + Automation, LLC Hargrove Life Sciences, LLC Tormod, LLC</i>	73	SCS Engineers	<i>SCS Energy SCS Engineers SCS Field Services</i>
57	LJA Engineering	<i>Berg Oliver DCBA Horizon Environmental LJA Infrastructure LJA Rail Precision Aerial</i>	74	ENERCON	<i>Enercon Federal Services</i>
59	Woolpert Inc.	<i>CivilTech Engineering Data Cloud Solutions Jviation</i>	82	Stanley Consultants	<i>SCEPSC SCIPL</i>

2021 Top 500 Design Firms – Subsidiaries by Rank

Rank	Company	Subsidiary	Rank	Company	Subsidiary
85	Universal Engineering Sciences	Contour Engineering, LLC GFA International, Inc. IQC Southwest NOVA Geotechnical & Inspection Services Universal Engineering Sciences, Inc. Wallace-Kuhl & Associates	103	Foth Cos.	Foth Canada Corp. Foth Infrastructure & Environment LLC Foth Mexico Corp., S. DE R.I.DE C.V. Foth Production Solutions LLC
87	Zachry Group	JV Industrial Zachry Engineering Zachry Industrial Zachry Nuclear	104	Atwell LLC	RVi Planning and Landscape Architecture Strategic Construction Solutions, Inc.
90	David Evans Enterprises Inc.	CivilTech Engineering David Evans and Associates, Inc. Disaster and Emergency Services International LLC Flux Resources, LLC	113	Merrick & Co.	Merrick Canada, ULC
91	Pennoni	IIS	118	Salas O'Brien	Dunlap & Partners Global Engineering Solutions KDW Salas O'Brien KPW Structural Engineering MEP Associates, LLC OMB Electrical Engineers RMS Engineers Salas O'Brien Engineers, Inc. Salas O'Brien Florida Salas O'Brien South, LLC Salas O'Brien, LLC Stanford White Stephenson Engineering T-Squared Professional Engineers Technical Roofing Services Varo Engineers WMA Consulting Engineers
93	Leo A Daly	Lockwood, Andrews & Newnam, Inc.	123	IPS-Integrated Project Services LLC.	IPS BioEngineering Technology (Shanghai) Co., Ltd IPS BioPharmaceutical Technology Consulting (Tianjin) LLC IPS International Private Ltd. IPS-Integrated Project Services (Germany) GmbH IPS-Integrated Project Services (Ireland) Limited IPS-Integrated Project Services GmbH IPS-Integrated Project Services Limited IPS-Integrated Project Services Pte. Ltd. IPS-Integrated Project Services, ULC IPS-Mehtalia Pvt. Ltd. IPS-Serviços de Projetos Integrados Ltda. The Cardinal Group USA, LLC
95	Aegion Corp.	Aegion Coating Services Brinderson LLC Corpro Companies, Inc. Fibrwrap Construction Services Insituform Technologies Schultz Industrial Services Underground Solutions United Pipeline Systems	126	GZA	Goldberg-Zoino Associates of New York, P.C. d/b/a GZA GeoEnvironmental of New York
99	Moffatt & Nichol	Moffatt & Nichol Information Systems Moffatt & Nichol, Brazil Moffatt & Nichol, Chile Moffatt & Nichol, Colombia Moffatt & Nichol, London Moffatt & Nichol, Panama			
101	CRB	CRB Builders, LLC CRB Canada, Inc CRB Germany GmbH CRB Group, Inc Clark, Richardson and Biskup Consulting Engineers			

2021 Top 500 Design Firms – Subsidiaries by Rank

Rank Company Subsidiary

Rank Company Subsidiary

127 SSOE Group

*SSOE China Co. Ltd.
SSOE Consultancy India Private Ltd
SSOE Group Mexico S de RL de DV
SSOE Inc.
SSOE Systems, Inc.
Stevens and Wilkinson*

130 Haley & Aldrich Inc.

*H&A OF NEW YORK LLP
HALEY & ALDRICH CONSTRUCTION
SERVICES
HALEY & ALDRICH OF MICHIGAN, INC
HART CROWSER, A DIVISION OF HALEY &
ALDRICH*

134 Morrison Hershfield

*Morrison Hershfield Corporation
Morrison Hershfield Geomatics
Morrison Hershfield International Inc.
Morrison Hershfield Limited
Morrison Hershfield Managers Inc.*

137 DLZ Corp.

*DLZ American Drilling, Inc.
DLZ Illinois, Inc.
DLZ Indiana, LLC
DLZ Industrial Surveying, Inc.
DLZ Industrial, LLC
DLZ Kentucky, Inc
DLZ Michigan, Inc.
DLZ National, Inc.
DLZ Ohio, Inc.
DLZ Pennsylvania, Inc.
DLZ Wisconsin, LLC*

140 Henderson Engineers Inc.

Henderson Building Solutions

141 NORR

*CION COULTER Corporation
NORR Architects & Engineers Limited
NORR Architects, Engineers, Planners
NORR Associates Inc.
NORR Consultants Limited
NORR Design Inc.
NORR Inc.
NORR LLC
NORR Limited*

142 Weston & Sampson

*W&S of North Carolina, Ince
Weston & Sampson Architects, Inc.
Weston & Sampson CMR, Inc.*

*Weston & Sampson Engineers, Inc.
Weston & Sampson Engineers, PC
Weston & Sampson Land Surveyors, Inc.
Weston & Sampson PE, LS, LA, PC
Weston & Sampson PE, LS, LA, PC DBA
Weston & Sampson Services, Inc.*

145 GAI Consultants Inc.

*Bellomo-Herbert & Company, Inc.
GAI Consultants - NC, Inc.
GAI Consultants of Michigan, PLC
GAI Engineering & Surveying Consultants of
New York, PC
Lotspeich | Associates, Inc.
Real Estate Research Consultants, Inc
Systems Planning Corporation*

148 Syska Hennessy Group

*Syska Hennessy Group China, Inc
Syska Hennessy Group, Inc*

159 Raba Kistner Inc.

*Project Control of Texas, Inc.
Raba Ingenieros
Raba Kistner, Inc.*

163 LaBella Associates D.P.C.

*Aztech Technologies, Inc.
LaBella Engineering, SLU
LaBella Environmental, LLC*

165 Flad Architects

Flad Architects

166 The Burke Group Ltd.

*Camplin Environmental Services
Christopher B. Burke Engineering LLC
Christopher B. Burke Engineering, Ltd.
Emerald Site Services, Ltd.
GE Consulting
KLOA
LAWR
Mackie Consultants, LLC
SPACECO, Inc.
Thomson Surveying, Ltd.*

168 Electrical Consultants Inc.

EPC Services Company

169 Haskell

*Benham, a Haskell Company
Catalyst, a Division of Haskell
FreemanWhite, a Haskell Company
Seiberling, a Haskell Company*

2021 Top 500 Design Firms – Subsidiaries by Rank

Rank	Company	Subsidiary	Rank	Company	Subsidiary
		<i>The Haskell de Mexico</i>			
171	Barge Design Solutions	<i>Gould Turner Group ResourceTek</i>	208	H2M architects + engineers	<i>H2M Architects & Engineers H2M Associates H2M architects + engineers</i>
190	Ardurra Group	<i>Ardurra Group New York Ardurra Group North Carolina PCA Australia</i>	211	CP&Y Inc.	<i>Meeting the Challenge, Inc. The Wallace Group, Inc.</i>
191	Huckabee	<i>Huckabee</i>	215	Congruex	<i>CHC Consulting, LLC Gudenkauf LLC HHS Construction, LLC Southeast Utilities of Georgia LLC Terra Technologies LLC True North Management Services, LLC WhiteCO LLC</i>
194	BRPH Architects Engineers Inc.	<i>BRPH Architects Engineers, Inc. BRPH Construction Services, Inc.</i>	221	A. Morton Thomas and Associates Inc.	<i>AMT, LLC</i>
195	Clark Nexsen	<i>Clark Nexsen Construction Services</i>	223	BCC Engineering Inc.	<i>Lakes Engineering, Inc New Millennium Engineering, Inc</i>
198	Greeley and Hansen	<i>Greeley and Hanse Colombia S.A.S. Greeley and Hansen Architects LLC Greeley and Hansen Ecuador CIA LTDA Greeley and Hansen Michigan LLC</i>	226	Dennis Group	<i>Dennis Brasil Engenharia Ltda Dennis Group Canada, Inc. Dennis Group International, Unipessoal Lda Tech4Food Engineering & Innovation Lda The Dennis Engineering Group, LLC The Dennis Group, Inc.</i>
200	Wade Trim	<i>Wade Trim Associates, Inc. Wade Trim NY, PC Wade Trim, Inc. (Florida) Wade Trim, Inc. (Michigan) Wade Trim, Inc. (Ohio)</i>	236	PRIME AE Group Inc.	<i>Braun & Steidl Architects, Inc. GCAG/SCG JV, LLC Gulf Coast Architectural Group, Inc. KB Engineering, PC KB Group of NY, Inc. PRIME AE Group/Gannett Fleming JV PRIME Construction Management & Survey, Inc.</i>
203	Schnabel Engineering	<i>Deere and Ault Consultants, Inc. Schnabel Engineering West, Inc. Schnabel Engineering, LLC Schnabel Real Estate Holdings</i>	237	The S/L/A/M Collaborative	<i>Construction Services of Somerset, Inc. S/L/A/M Architects, Landscape Architects & Engineers, P.C.</i>
205	Humphreys & Partners Architects	<i>Atticus Real Estate Figoten, S.A. Glass Recycled Surfaces HP Civil Engineering HP Landscape HPA Design Group HPA Vietnam Co. Limited</i>	239	Exyte US Inc.	<i>Exyte US Inc.</i>
206	Neel-Schaffer Inc.	<i>SoilTech Consultants, Inc. True North Emergency Management</i>	241	J-U-B ENGINEERS Inc.	<i>Gateway Mapping, Inc. The Langdon Group</i>

2021 Top 500 Design Firms – Subsidiaries by Rank

Rank	Company	Subsidiary	Rank	Company	Subsidiary
243	Wold Architects Inc.	<i>Wold Architects Inc.</i>	276	TKDA	<i>Cedar Street Architecture</i>
247	T&M Associates	<i>East Coast Drilling, Inc.</i>	279	EnSafe Inc.	<i>GR2</i>
248	Burrow Global LLC	<i>Burrow Global Construction Burrow Global Services Burrow Global Services Burrow Global Services Burrow Global Services</i>	280	ESP Associates Inc.	<i>Vickrey & Associates, LLC</i>
255	Twining Inc.	<i>Twining Consulting, Inc. Twining, Inc.</i>	282	Kisinger Campo & Associates Corp	<i>KCCS, Inc.</i>
256	Hull & Associates LLC	<i>Duffield Associates HSW</i>	283	RCM Technologies Inc.	<i>PSR Engineering Solutions d.o.o. Beograd RCM Technologies (USA), Inc. RCM Technologies Canada Corp.</i>
257	Anvil Corp.	<i>Doyon Anvil, LLC</i>	284	ME Engineers	<i>M-E Engineers Limited ME/Vogle Taylor Engineers</i>
263	V3 Cos.	<i>V3 Companies of Canada, Ltd. V3 Companies, Ltd.</i>	289	Bartlett & West Inc.	<i>BW Field Services, LLC BW/Corman Technologies, LLC Civil Associates, Inc SCS, LLC West Dakota Water, LLC</i>
264	RETTEW Associates Inc.	<i>RETTEW Associates Inc.</i>	296	Baxter & Woodman Inc.	<i>B&W Natural Resources, LLC Baxter & Woodman Costa Rica Baxter & Woodman/Boller Design Build, LLC Concentric Integration, LLC</i>
267	Otak Inc.	<i>DAY CPM Services, LLC K2 Consultancy Group</i>	300	MSA Professional Services	<i>MSA Professional Services – Champaign, LLC</i>
268	Ross & Baruzzini Inc.	<i>CAGE, Inc COMGRoup EDI, Ltd Genesis Planning Mitchell Planning</i>	306	ISG	<i>ISG Field Services, LLC ISGrowth Machine, Inc.</i>
269	Geo-Logic Associates Inc.	<i>Clear Creek Associates Clear Creek Associates Daniel B. Stephens & Associates, Inc. Geo-Logic Associates, Inc. Geo-Logic Peru Kunkel Engineering Group RMC</i>	307	Day & Zimmermann	<i>D&Z of Canada Corporation Day & Zimmermann International, Inc. Day & Zimmermann Management Services, Inc. Day & Zimmermann NPS, Inc. The Atlantic Group, Inc.</i>
			313	Hart Howerton	<i>Hart Howerton, Ltd Hart Howerton Partners, Ltd</i>

2021 Top 500 Design Firms – Subsidiaries by Rank

Rank Company Subsidiary

Rank Company Subsidiary

315 Martin/Martin Inc.
Martin/Martin Inc Wyoming

322 Binkley & Barfield Inc.
*Baseline Corporation
Landev Engineers, Inc.
Shine & Associates*

325 Advantage Engineers
*Advantage Engineers
Synergy Development Service*

326 LHB Inc.
LHB, LLC

327 ms consultants inc.
ms consultants inc.

331 ARM Group Enterprises Inc.
*AEC
ARM EnerTech Associates, LLC
ARM Group LLC
CAMCO
Geo-Science Engineering & Testing, LLC*

334 McLaren Engineering Group
*M. G. McLaren Engineering and Land Surveying,
PC
McLaren Technical Services, Inc.*

337 T2 Utility Engineers
*T2 Engineering Services, PC
T2 UES (MI), Inc.*

348 Manhard Consulting, Ltd
*Manhard Dallas LLC
Manhard.TX LLC*

352 The Rudolph Libbe Cos. Inc.
*GEM Energy LLC
GEM Facility Management
GEM Inc.
Lehman Daman
Ruddolph Libbe Inc.
Rudolph Libbe Properties Inc*

363 RDG Planning & Design
KBJ Architects LLC

367 Steinberg Hart
*RJC Architects DBA Steinberg Hart San Diego
Steinberg Hart New York*

374 Landrum & Brown Inc.
*KBJ Architects, LLC
KBJ-L&B Architects, LLC
L&B Architecture, LLC
L&B China, LLC
L&B Colombia S.A.S.
L&B Transportation Technology Consultancy
(Shanghai) Co., Ltd.
L&B Worldwide Australia PTY LTD
Landrum & Brown UK Limited
Landrum & Brown Worldwide Services, LLC
Trillion Av, LLC*

375 HEAPY
*HEAPY Solutions
Heapy Engineering Indiana LLC*

377 GBA (George Butler Associates)
*Alynix
Compli
GBA Builders
GBA Systems Integrators
Infrastructure Solutions
ViroCon*

383 CTL Engineering Inc.
*Industrial Communication and Sound
Vector Engineers, Inc.*

390 The LiRo Group
*James LaSala and Associates, P.C.
LiRo Architects + Planners, P.C.
LiRo Engineers, Inc.
LiRo GIS, Inc.
LiRo Program and Construction Management,
PE P.C.
Monitor Builders, Inc.*

400 VJS Construction Services
VJS Lincoln, Inc.

410 Leighton Group Inc.
*Leighton Associates, Inc.
Leighton Consulting, Inc.*

412 The Osborn Engineering Co.
OSPORTS

419 The Yates Cos. Inc.
*American Industrial Construction, LLC
Blaine Construction Corporation
Edwards Electric Service, LLC
JESCO, Inc.*

2021 Top 500 Design Firms – Subsidiaries by Rank

Rank Company Subsidiary

Rank Company Subsidiary

Merit Electrical, Inc.
Superior Asphalt, Inc.
W.G. Yates & Sons Construction Company
Yates Constructors, LLC
Yates Engineers, LLC
Yates Services, LLC

420 Wendel

Wendel Architectural Resources, Inc.
Wendel Construction, Inc.
Wendel Consulting Services, LLC
Wendel Energy Services, LLC
Wendel Engineering Resources, Inc.
Wendel Engineering, PC
*Wendel WD Architecture, Engineering,
 Surveying & Landscape
 Architecture, PC*

421 CTL|Thompson Inc.

CTL|Thompson Materials Engineers, Inc.

422 AlfaTech Consulting Engineers Inc.

ATPD, Inc.

426 GRW Engineers Inc.

Chapman Technical Group
GRW Aerial Surveys

440 E.L. Robinson Engineering Co.

EL Robinson Engineering Of Ohio Co.

442 The Vertex Cos. Inc.

Compliance Environmental International
Optistar
VTX Consulting Services
Vertex Ingenieros Consultores
Xpera Group

453 Jones Edmunds & Associates Inc.

JEACES

454 McMahon Associates Inc.

IPR
McMahon, Inc.
RW Management

456 GGLO

GGLO

479 ThermalTech Engineering Inc.

ThermalTech Turnkey Solutions, LLC

483 WDG Architecture

WDG Architecture Dallas, PLLC

491 Buchart Horn Inc.

Buchart Horn Architects
Buchart Horn, GmbH

495 Carrier Johnson + CULTURE

Carrier Johnson + CULTURE